



US00D824707S

(12) **United States Design Patent** (10) **Patent No.:** **US D824,707 S**
Yamamoto (45) **Date of Patent:** **** Aug. 7, 2018**

(54) **PARTITION PANEL FOR DESK**
(71) Applicant: **Okamura Corporation**, Yokohama-shi, Kanagawa (JP)
(72) Inventor: **Takayuki Yamamoto**, Yokohama (JP)
(73) Assignee: **Okamura Corporation**, Yokohama-shi, Kanagawa (JP)
(**) Term: **15 Years**
(21) Appl. No.: **29/602,583**
(22) Filed: **May 2, 2017**

D392,476 S * 3/1998 Mitchell D6/643
5,788,575 A * 8/1998 Fluster A47B 23/044
108/43
6,380,630 B1 * 4/2002 Kinsman H01L 25/0657
257/724
D473,080 S * 4/2003 Kellogg D6/706
(Continued)

(30) **Foreign Application Priority Data**
Nov. 4, 2016 (JP) 2016-024030
(51) **LOC (11) Cl.** **06-03**
(52) **U.S. Cl.**
USPC **D6/714**; D6/332; D6/643
(58) **Field of Classification Search**
USPC D6/332, 641-643, 655, 655.11, 653.16,
D6/653.23, 654.16, 654.23, 655.16,
D6/655.23, 656.16, 656.19, 699, 714
CPC A47B 7/00; A47B 13/08; A47B 13/10;
A47B 21/00; A47B 2009/006; A47B
11/00; A47B 2200/002; A47B 3/14; A47B
83/02; A47B 37/04; A47B 2200/0051;
A47B 2200/0052; A47B 2200/0053;
A47B 2200/0054; A47B 2200/0055;
A47B 21/02
See application file for complete search history.

(56) **References Cited**
U.S. PATENT DOCUMENTS
D19,172 S * 6/1889 Coffin D6/714
1,992,903 A * 2/1935 Potashnik A47B 83/02
108/161
D202,325 S * 9/1965 Foster D20/10
D277,196 S * 1/1985 Eason D20/15

OTHER PUBLICATIONS

5 NeoCon Takeaways: Wellness, Privacy, Ottomans and More [online]. Interior Design.net, Jul. 1, 2015 [retrieved on Mar. 20, 2018]. Retrieved from the Internet:< http://www.interiordesign.net/articles/9099-5-neocon-takeaways-wellness-privacy-ottomans-and-m/5> (Year: 2015).*

(Continued)

Primary Examiner — Mary Ann Calabrese
Assistant Examiner — Sloan Rozin
(74) *Attorney, Agent, or Firm* — Banner & Witcoff, Ltd.

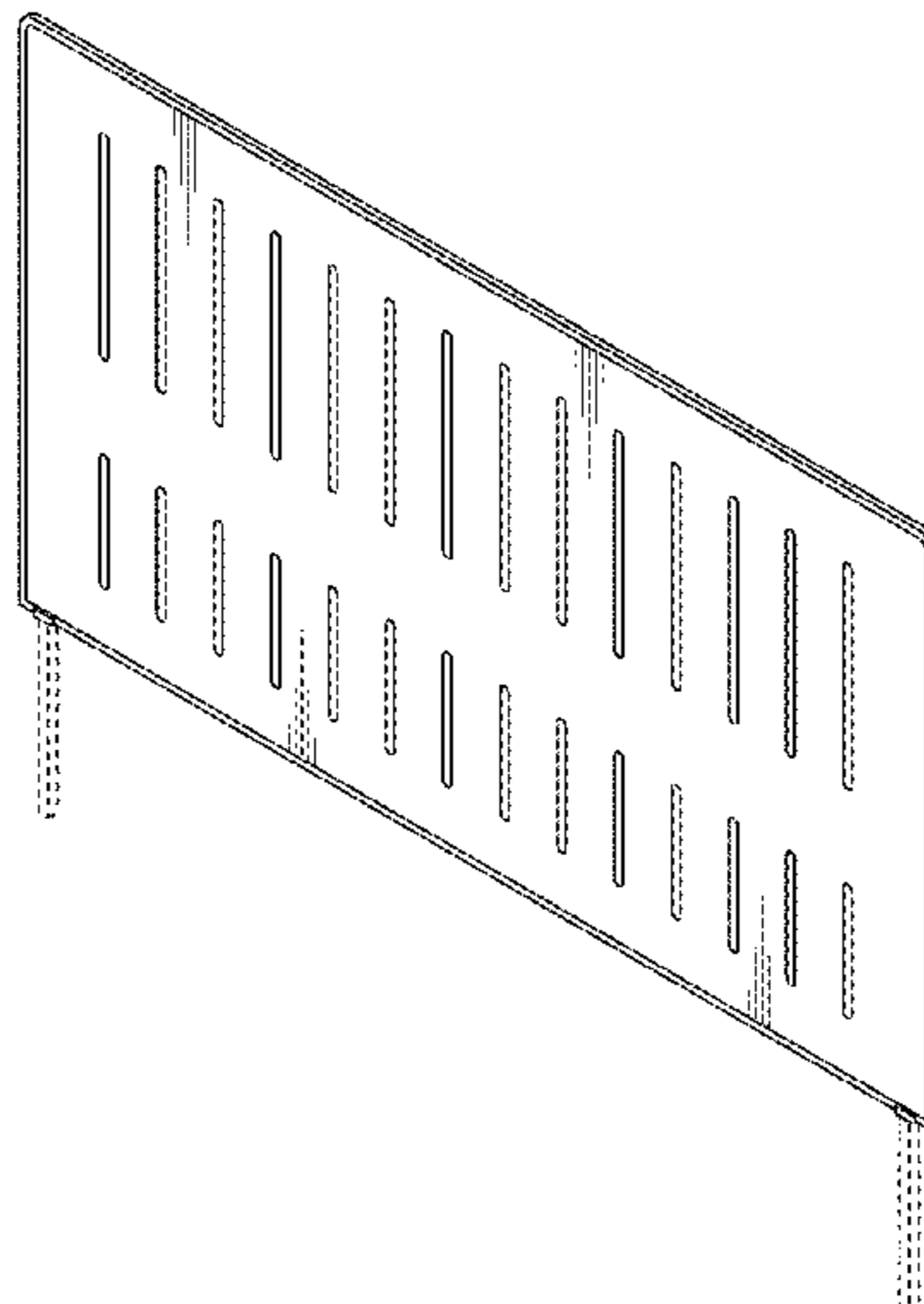
(57) **CLAIM**

The ornamental design for a partition panel for desk, as shown and described.

DESCRIPTION

FIG. 1 is a front perspective view of a partition panel for desk showing my new design;
FIG. 2 is a front view thereof, the rear view thereof being a mirror image;
FIG. 3 is a right side view thereof, the left side view thereof being a mirror image;
FIG. 4 is a top view thereof;
FIG. 5 is a bottom view thereof; and,
FIG. 6 is a perspective view of usage.
The broken lines in FIGS. 1-3 and 5 are for the purpose of illustrating portions of the partition panel for desk and form no part of the claimed design. The broken lines in FIG. 6 are for the purpose of illustrating the environmental structure and form no part of the claimed design.

1 Claim, 4 Drawing Sheets



(56)

References Cited

U.S. PATENT DOCUMENTS

D492,508 S * 7/2004 Anderson D6/663
 D507,915 S * 8/2005 Nagel D6/706
 6,964,235 B2 * 11/2005 Hardy A47F 1/126
 108/61
 D547,371 S * 7/2007 Miller D19/1
 D564,764 S * 3/2008 Springer D6/332
 7,524,002 B2 * 4/2009 Punzel A47B 81/005
 292/36
 D613,079 S * 4/2010 Tsuchiyama D6/332
 D613,080 S * 4/2010 Tsuchiyama D6/332
 D717,573 S * 11/2014 Fishman D20/44
 D727,036 S * 4/2015 Tsuchiyama D6/332
 D727,637 S * 4/2015 Tsuchiyama D6/332
 D727,638 S * 4/2015 Tsuchiyama D6/332
 D727,639 S * 4/2015 Tsuchiyama D6/332
 9,473,839 B2 * 10/2016 Yu H04R 1/028
 D780,486 S * 3/2017 Arthur D6/641
 D786,594 S * 5/2017 Yamamoto D6/702

D788,491 S * 6/2017 Lim D6/559
 D794,359 S * 8/2017 Yamamoto D6/656
 D798,610 S * 10/2017 Kitajima D6/332
 D798,611 S * 10/2017 Kitajima D6/332
 D798,612 S * 10/2017 Kitajima D6/332
 D804,874 S * 12/2017 Lim D6/703.5
 D808,668 S * 1/2018 Tsuchiyama D6/332

OTHER PUBLICATIONS

sw_brochure_201505.pdf [online]. okamura.jp, May 2017
 [retrieved on Mar. 20, 2018]. Retrieved from the Internet:<http://www.okamura.jp/en_us/products/upload_files/files/pdf/sw/sw_brochure_201705.pdf> (Year: 2017).*
 Okamura SW[online]. Contract Design, May 28, 2015 [retrieved on Mar. 20, 2018]. Retrieved from the Internet:<<https://www.contractdesign.com/products/tables-desks/okamura-sw/>> (Year: 2015).*

* cited by examiner

FIG. 1

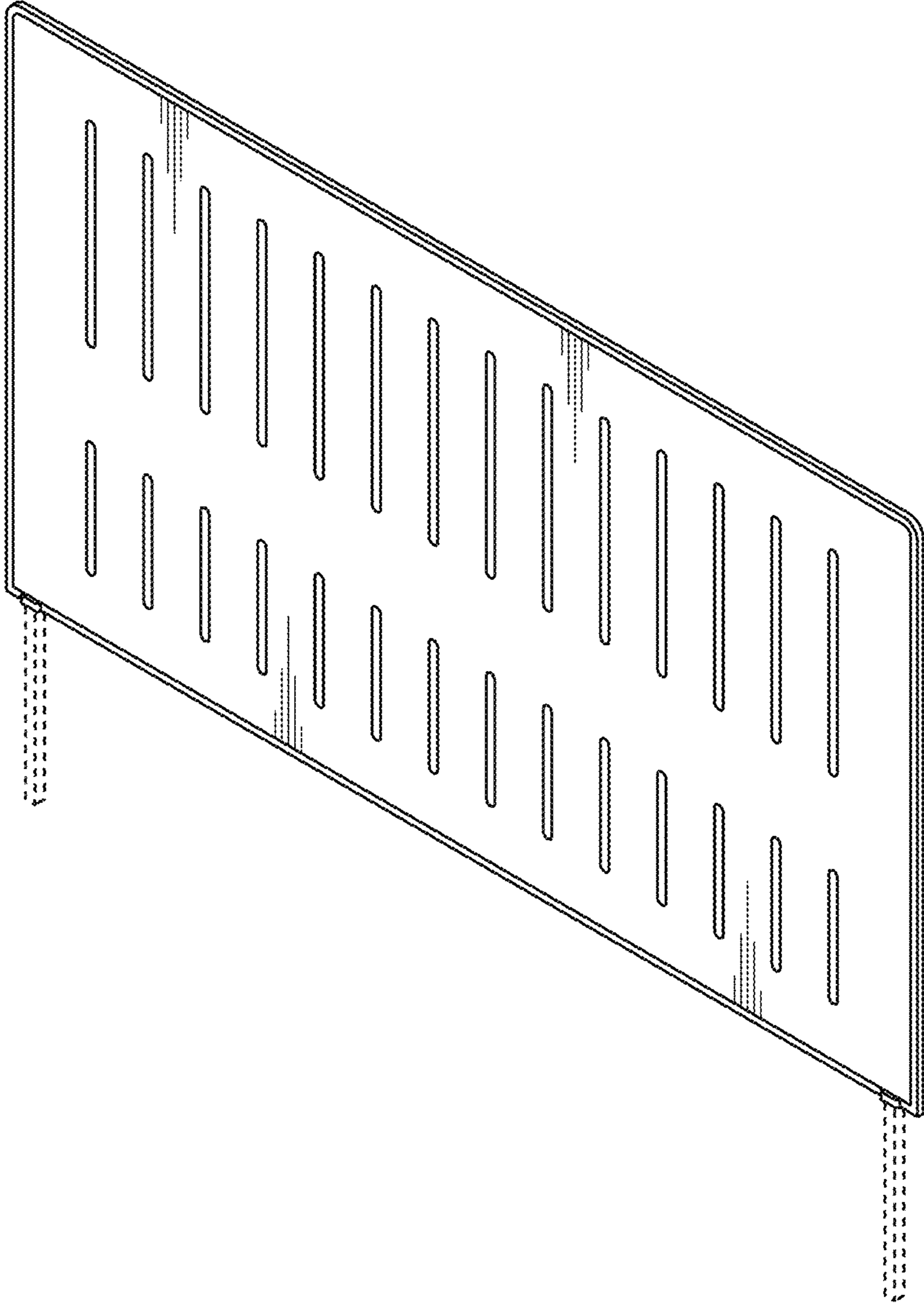


FIG. 2

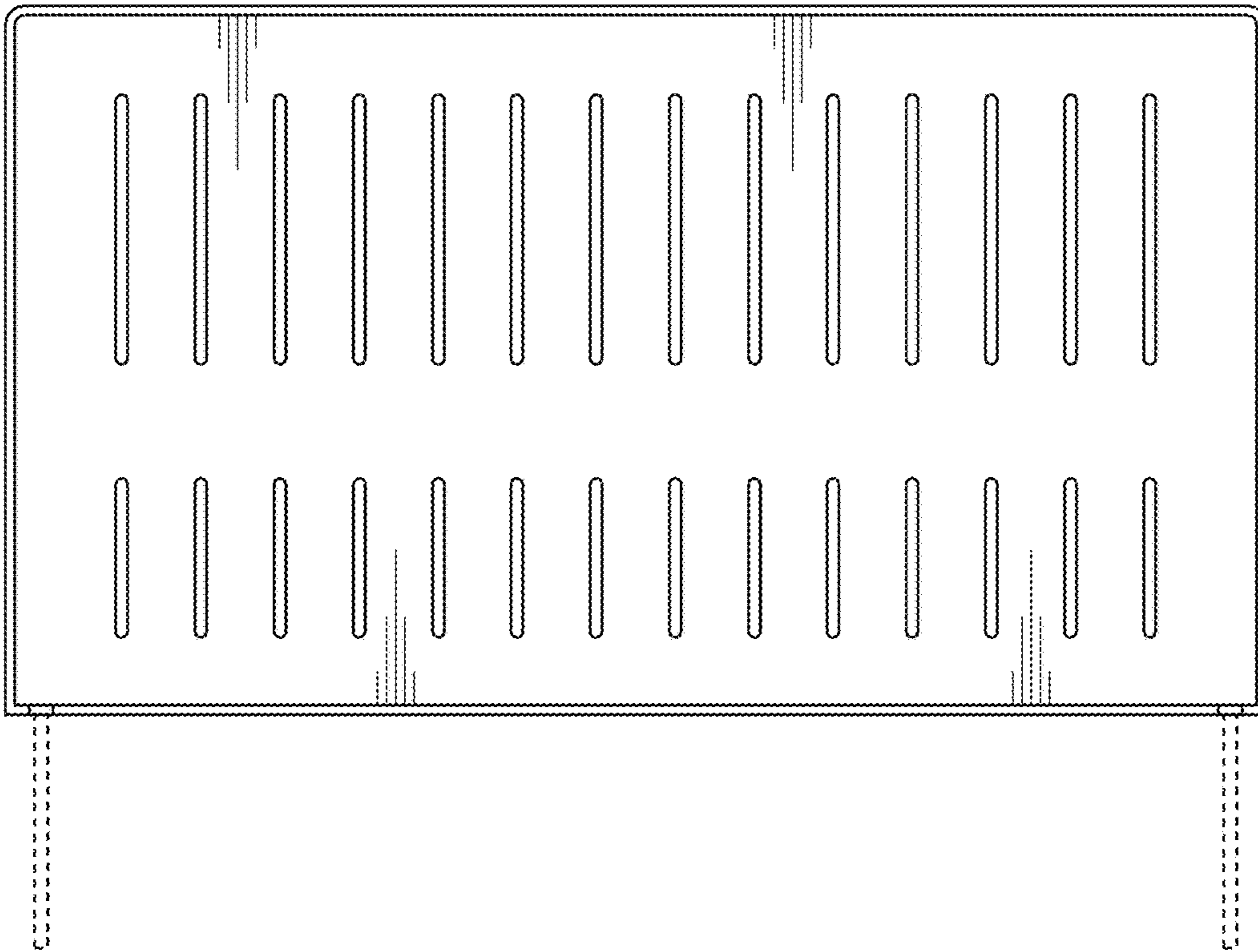


FIG. 3



FIG. 4




FIG. 5




FIG. 6

