



US00D824701S

(12) **United States Design Patent** (10) **Patent No.:** **US D824,701 S**
Zou et al. (45) **Date of Patent:** **** Aug. 7, 2018**

(54) **MOBILE FILE CABINET**
(71) Applicant: **Jiangxi Hili Electric Appliances Technology Co., Ltd**, Fuzhou, Jiangxi (CN)
(72) Inventors: **Zhenren Zou**, Guangdong (CN); **Huajun Sun**, Jiangxi (CN)
(73) Assignee: **JIANGXI HILI ELECTRIC APPLIANCES TECHNOLOGY CO., LTD**, Fuzhou (CN)

4,822,116 A * 4/1989 Relyea A47B 67/04 312/209
D329,251 S * 9/1992 Olswold D18/59
D332,855 S * 1/1993 Royse D24/185
D382,879 S * 8/1997 Beaumont D13/184
D423,817 S * 5/2000 Holcomb D34/21
D424,328 S * 5/2000 Dominik D6/336
D429,916 S * 8/2000 Hurd D6/657
D461,067 S * 8/2002 Frank D6/671.1
D470,687 S * 2/2003 Binse D6/657
D514,846 S * 2/2006 McDiarmid D6/671.1
D560,079 S * 1/2008 Mehmen D6/668
D672,575 S * 12/2012 Christopher D6/671.1
D710,636 S * 8/2014 Lim D6/703
D773,215 S * 12/2016 Kappler D6/671
2006/0220507 A1 * 10/2006 Steele A47B 47/05 312/330.1
2011/0169387 A1 * 7/2011 Fowler A47B 67/04 312/249.1

(**) Term: **15 Years**
(21) Appl. No.: **29/600,226**
(22) Filed: **Apr. 10, 2017**

(30) **Foreign Application Priority Data**

Feb. 16, 2017 (CN) 2017 3 0041654
(51) **LOC (11) Cl.** **06-04**
(52) **U.S. Cl.**
USPC **D6/671**

(58) **Field of Classification Search**
USPC D6/663, 668, 668.1, 668.2, 669, 671, D6/671.1, 671.2, 675; D34/19; D9/756
CPC A47B 47/05; A47B 67/04; A47B 2031/00; A47B 2210/01; B62B 3/006
See application file for complete search history.

(56) **References Cited**

U.S. PATENT DOCUMENTS
2,741,101 A * 4/1956 Trulaske F25D 23/062 312/116
2,812,226 A * 11/1957 Wolters B42F 17/02 254/9 R
D253,703 S * 12/1979 Hillmer D14/251

(Continued)

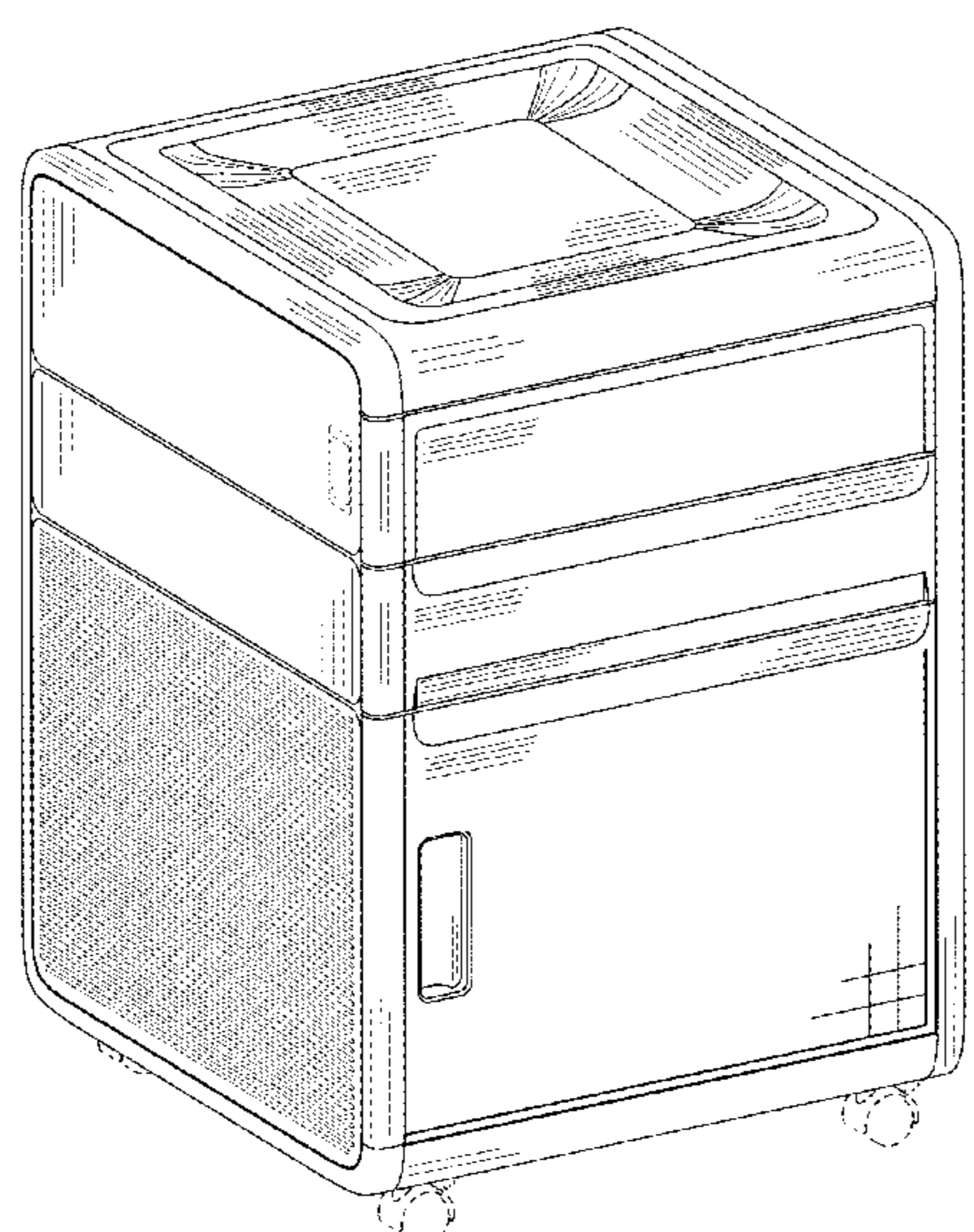
Primary Examiner — Kevin K Rudzinski
Assistant Examiner — Paul D Bohannon

(57) **CLAIM**
The ornamental design for a mobile file cabinet, as shown and described.

DESCRIPTION

FIG. 1 is a first perspective view of a mobile file cabinet showing our new design;
FIG. 2 is a second perspective view thereof;
FIG. 3 is a third perspective view thereof;
FIG. 4 is a top plan view thereof;
FIG. 5 is a bottom plan view thereof;
FIG. 6 is a front elevational view thereof;
FIG. 7 is a rear elevational view thereof;
FIG. 8 is a left side view thereof; and,
FIG. 9 is a right side view thereof.
The broken lines in the drawings illustrate portions of the mobile file cabinet which form no part of the claimed design.

1 Claim, 9 Drawing Sheets



(56)

References Cited

U.S. PATENT DOCUMENTS

2011/0272901 A1* 11/2011 Inderbitzin A61G 12/001
280/29
2015/0368957 A1* 12/2015 Shimizu B41F 15/08
49/124
2017/0119339 A1* 5/2017 Johnson A61B 6/58
2018/0114599 A1* 4/2018 Caputo G06K 7/10178

* cited by examiner

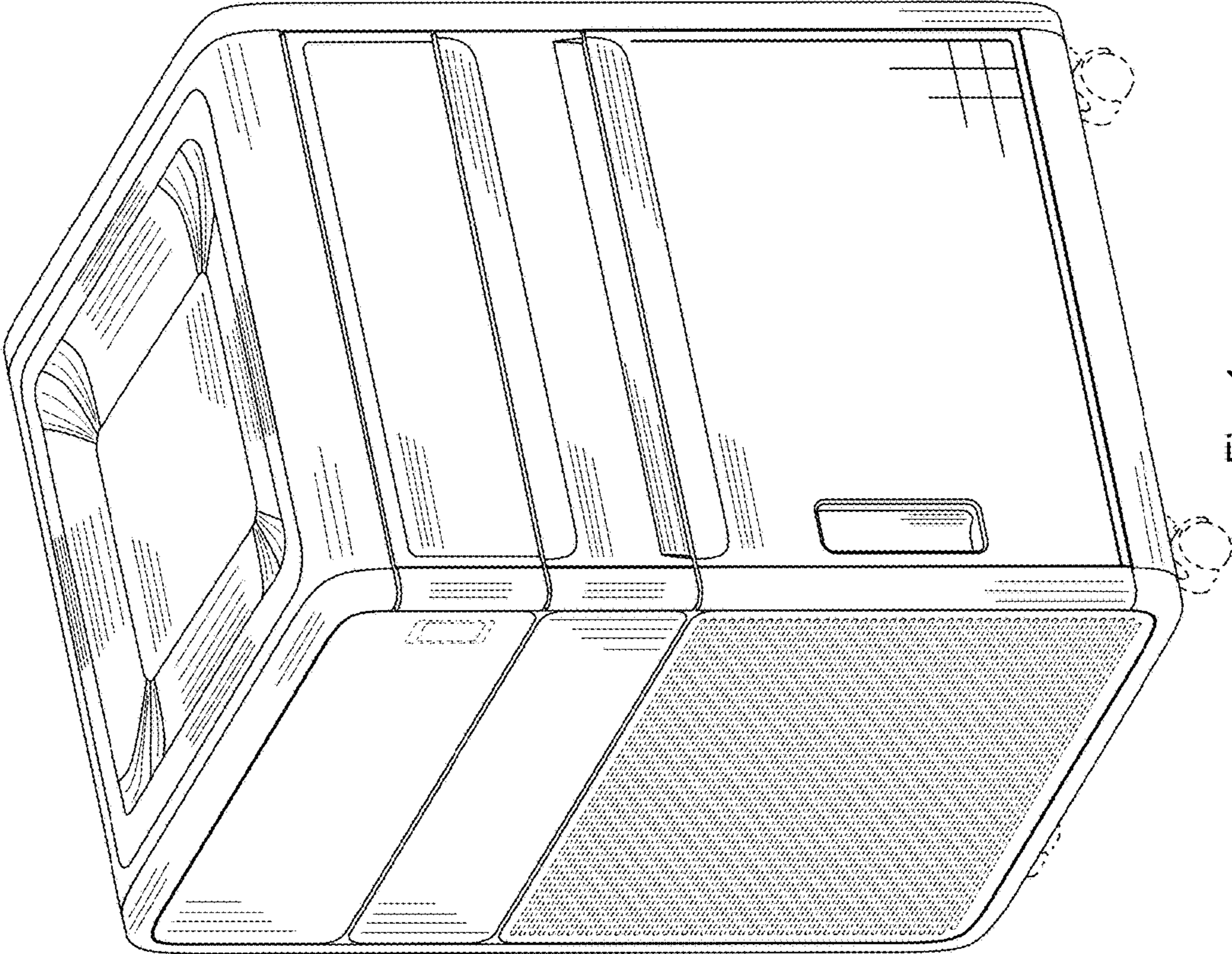


Fig. 1

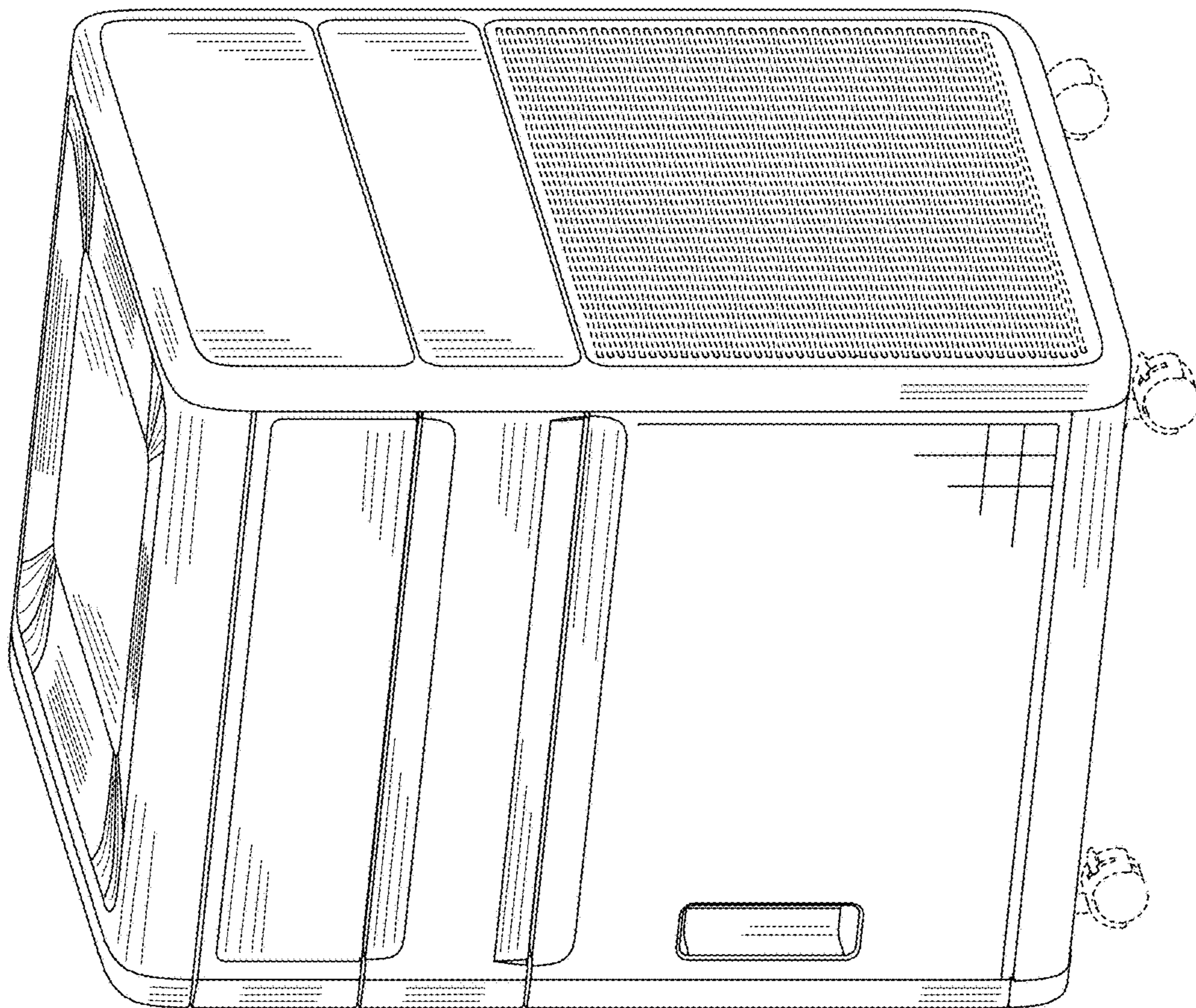


Fig. 2

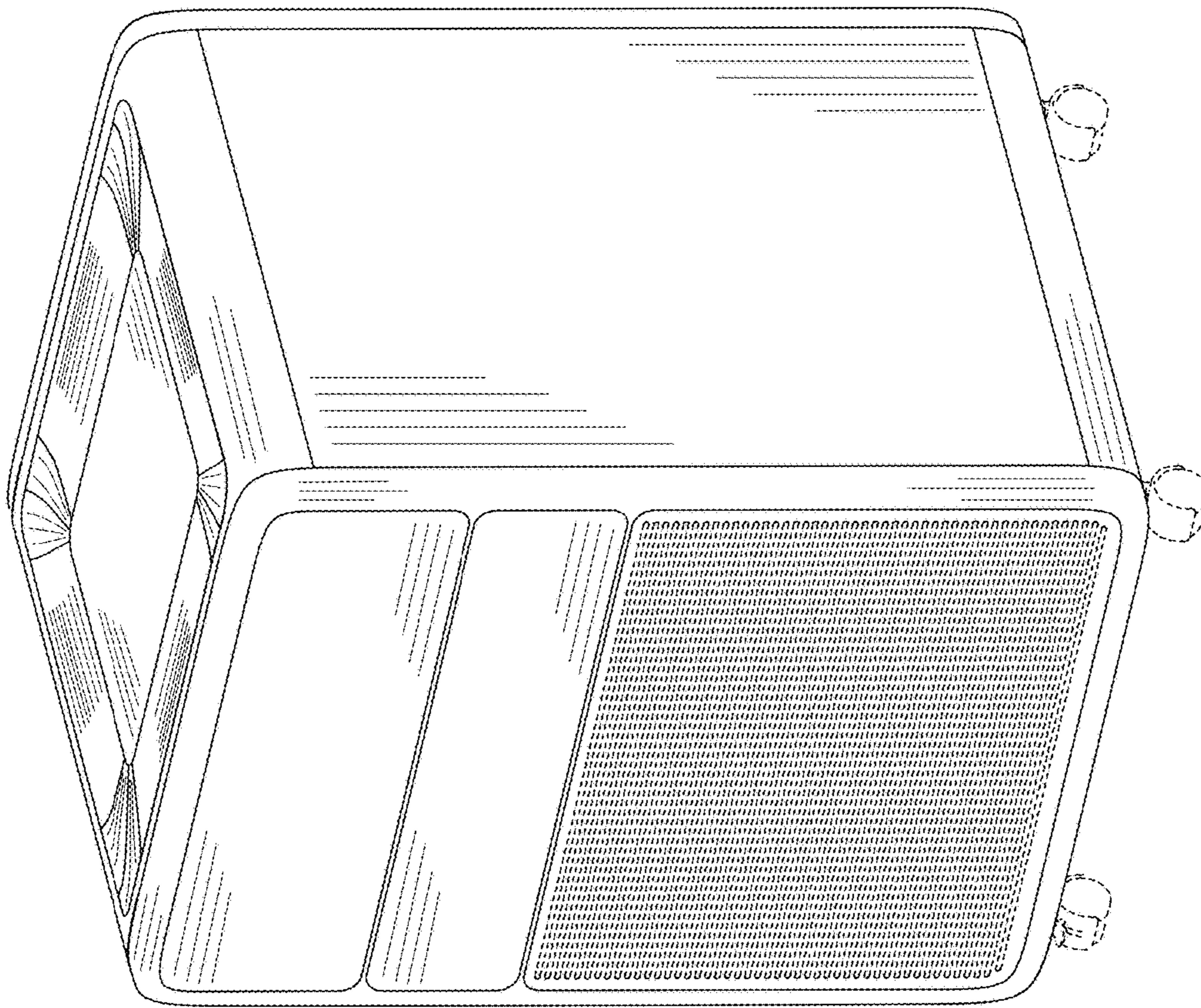


Fig. 3

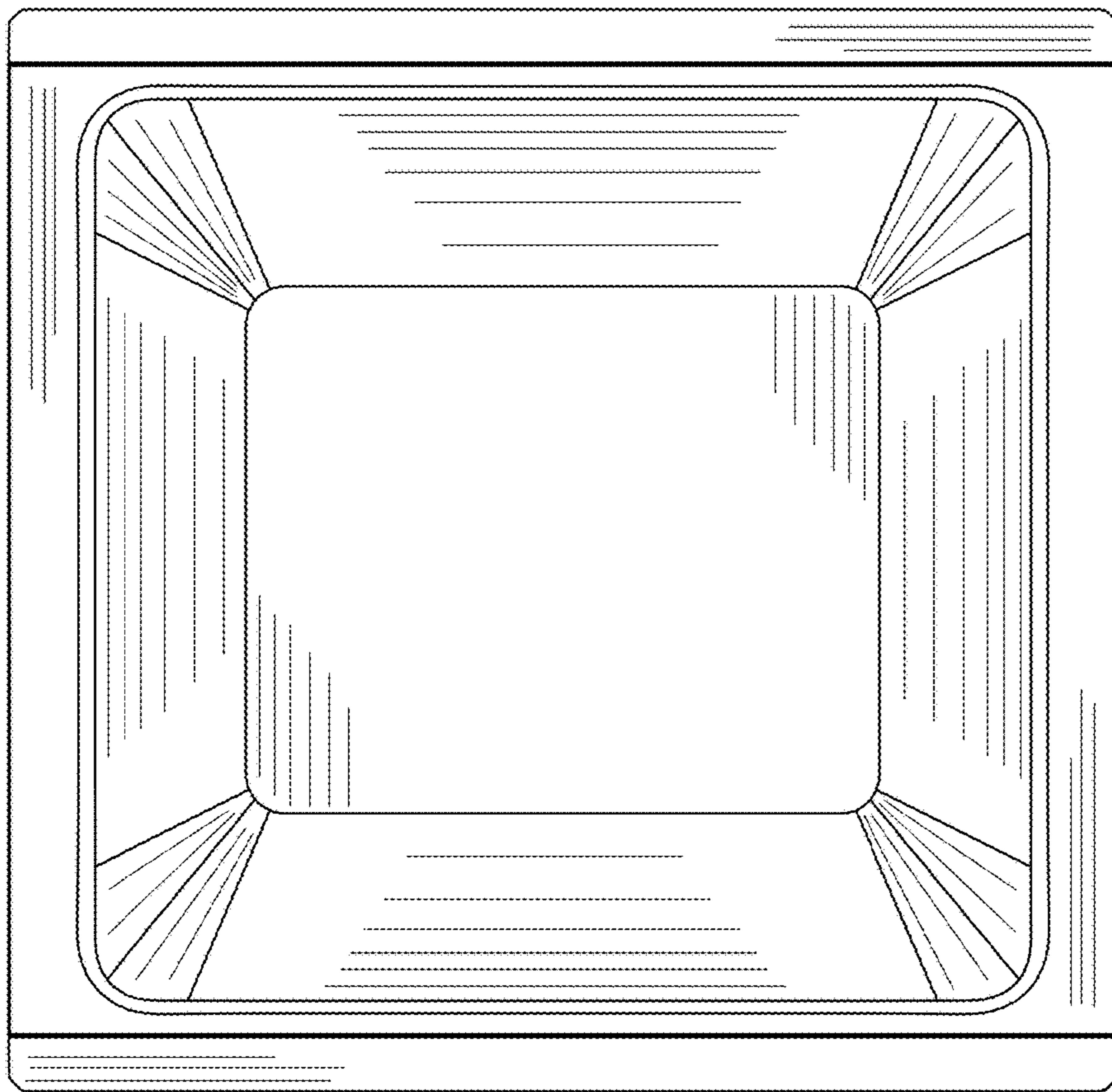


Fig. 4

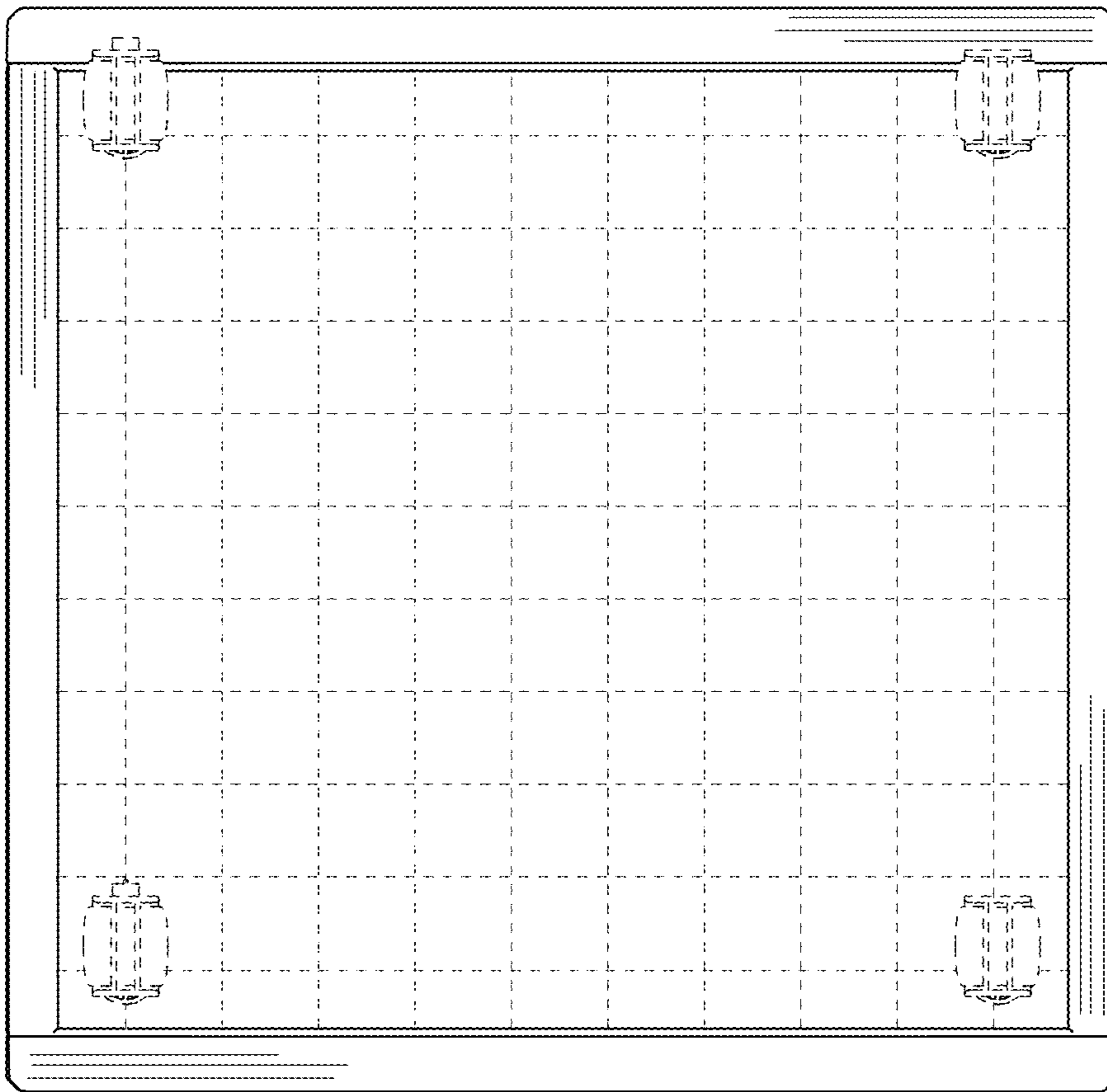


Fig. 5

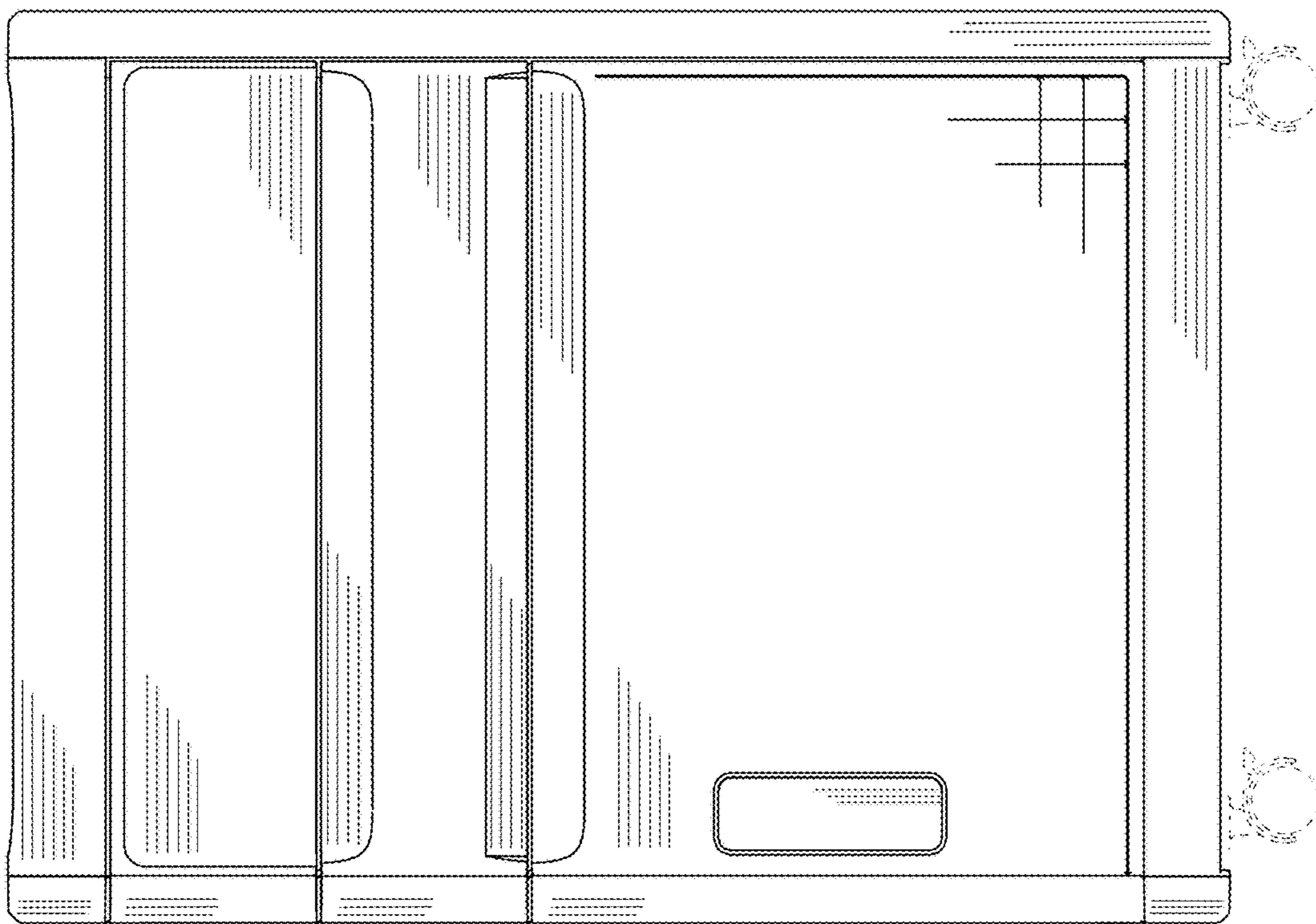


Fig. 6




Fig. 7




Fig. 8

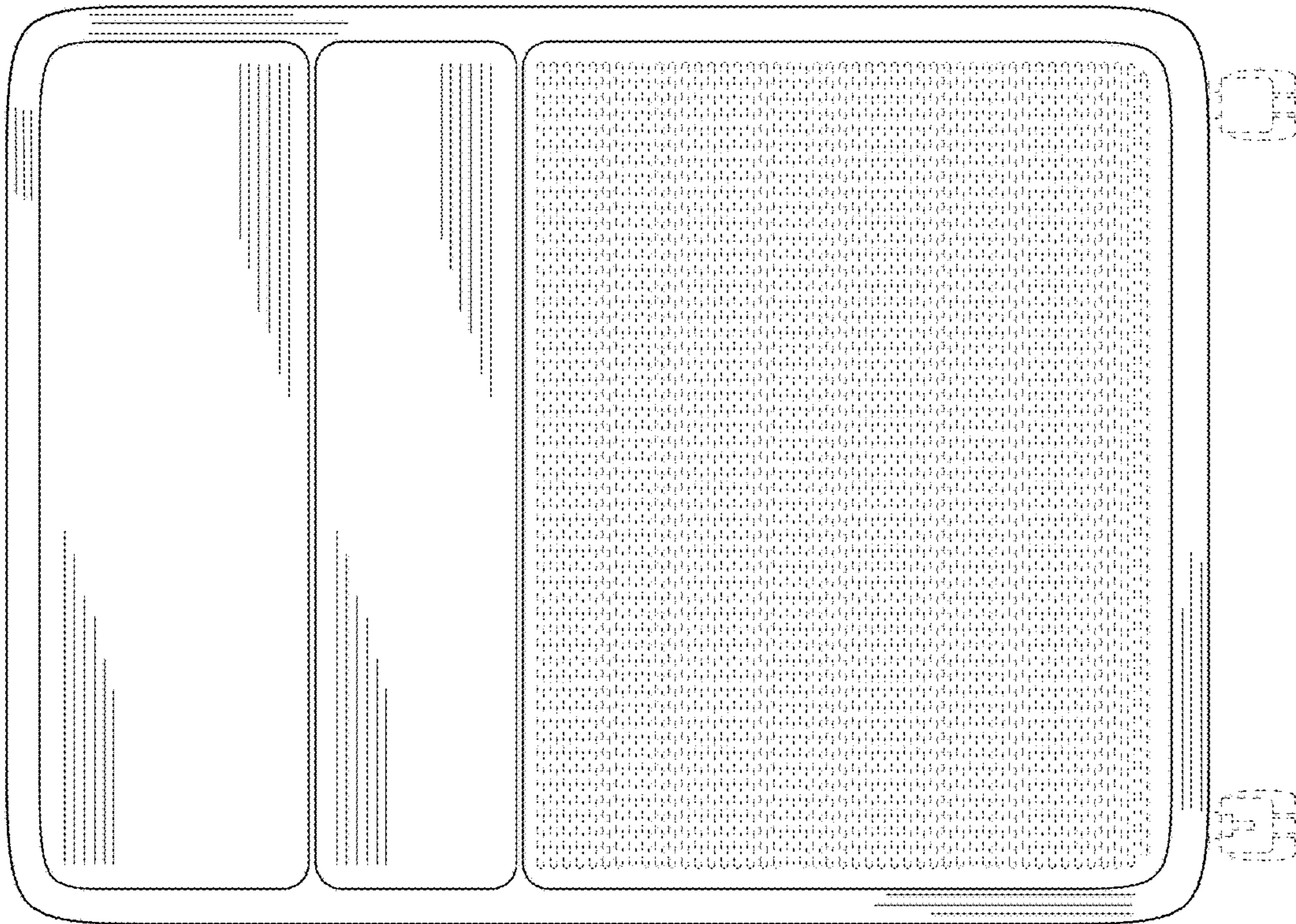


Fig. 9