

US00D824697S

(12) **United States Design Patent** (10) **Patent No.:** **US D824,697 S**  
**Ferm et al.** (45) **Date of Patent:** **\*\* Aug. 7, 2018**

(54) **BACK SUPPORT CUSHION FOR WHEELCHAIR**  
(71) Applicant: **ETAC AB**, Kista (SE)  
(72) Inventors: **Morgan Ferm**, Höganäs (SE); **Bo Lindqvist**, Anderstorp (SE)  
(\*\*) Term: **15 Years**  
(21) Appl. No.: **35/502,067**

D333,939 S \* 3/1993 Gates ..... D24/190  
D344,702 S \* 3/1994 Robertson ..... D12/131  
D354,876 S \* 1/1995 Pace ..... D6/596  
D374,368 S \* 10/1996 Sprigle ..... D6/596  
D378,259 S \* 3/1997 Bonaddio ..... D6/596  
D466,750 S \* 12/2002 Landvik ..... D6/601  
D618,030 S \* 6/2010 Wang ..... D6/601  
D750,927 S \* 3/2016 Line ..... D6/716.4  
D778,632 S \* 2/2017 Ma ..... D6/374  
D789,666 S \* 6/2017 Crewdson ..... D2/961  
D790,878 S \* 7/2017 Florence ..... D6/598  
D798,634 S \* 10/2017 Sprouse, II ..... D6/601  
D799,857 S \* 10/2017 Takagi ..... D6/596

(22) Filed: **Nov. 1, 2016**

\* cited by examiner

(80) **Hague Agreement Data**

*Primary Examiner* — Darlington Ly

Int. Filing Date: **Nov. 1, 2016**  
Int. Reg. No.: **DM/093642**  
Int. Reg. Date: **Nov. 1, 2016**  
Int. Reg. Pub. Date: **Dec. 9, 2016**

(57) **CLAIM**

The ornamental design for a back support cushion for wheelchair, as shown and described.

(51) **LOC (11) Cl.** ..... **06-09**

**DESCRIPTION**

(52) **U.S. Cl.**  
USPC ..... **D6/601**; D6/596

(58) **Field of Classification Search**  
USPC ..... D6/595-601, 604, 605; D21/803, 804  
CPC ..... A47C 1/02; A63B 59/20; A63B 60/10;  
A63B 71/20; B29C 70/688  
See application file for complete search history.

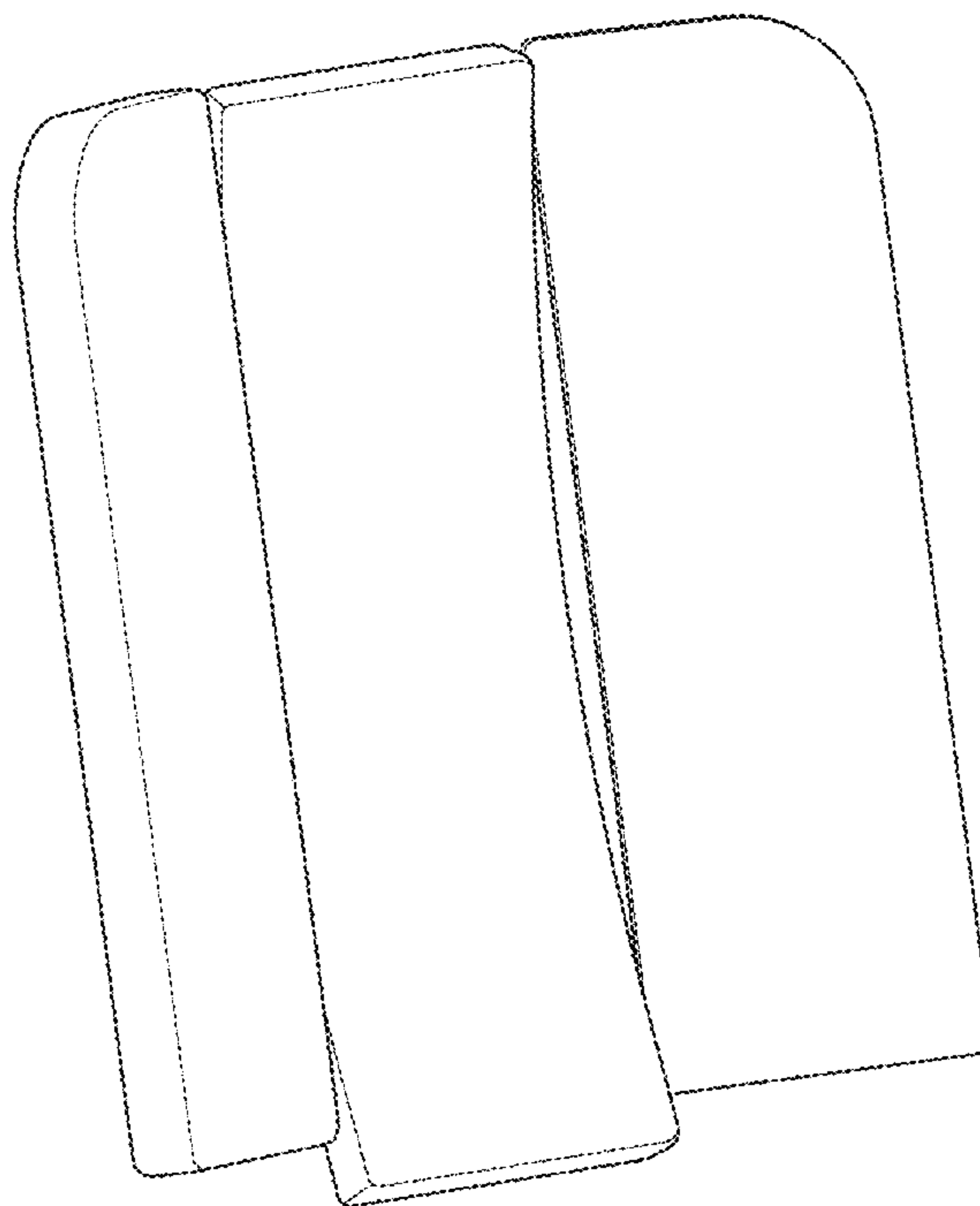
1. Part of wheelchair  
**1.1** is a front perspective view of a back support cushion for wheelchair showing our new design;  
**1.2** is a rear perspective view thereof;  
**1.3** is a front elevation view thereof, in an unfolded state;  
**1.4** is a rear elevation view thereof, in an unfolded state;  
**1.5** is a left side elevation view thereof;  
**1.6** is a right view side elevation view thereof; and  
**1.7** is a top plan view thereof.  
The broken lines in the reproductions illustrate stitching of which forms part of the claimed design.

(56) **References Cited**

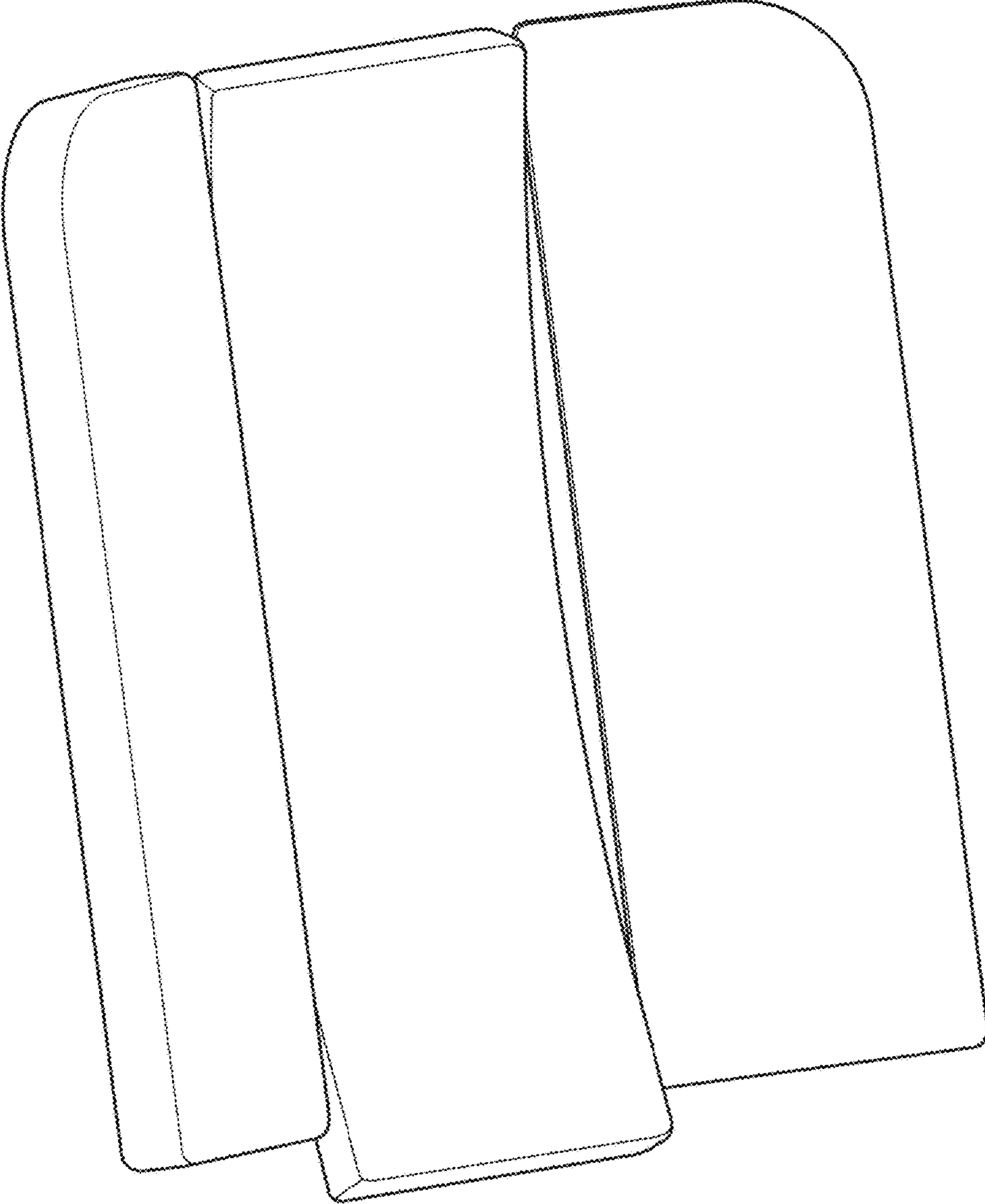
**U.S. PATENT DOCUMENTS**

D241,298 S \* 9/1976 Kirby ..... D6/596  
D310,312 S \* 9/1990 Wong ..... D6/596

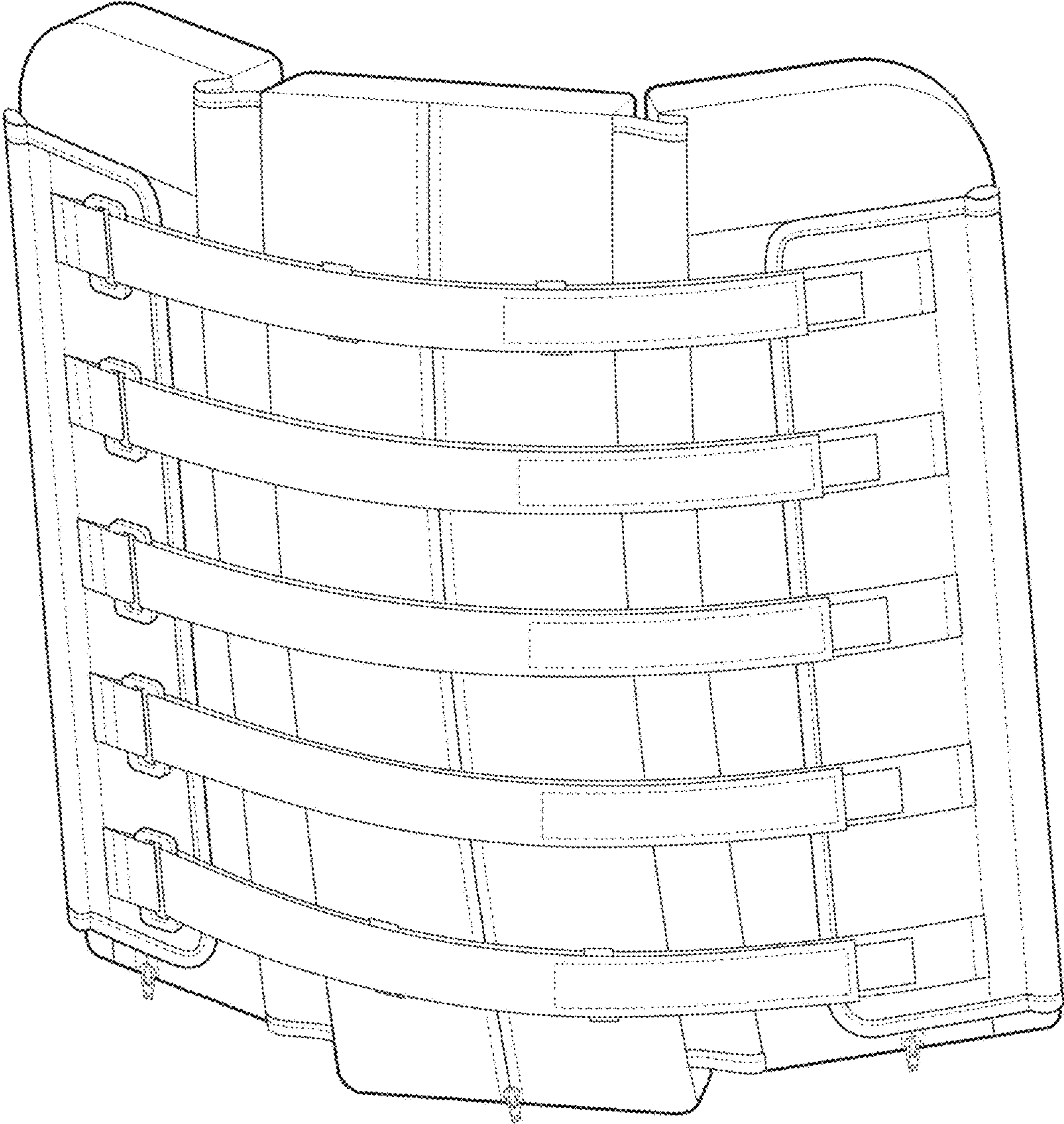
**1 Claim, 7 Drawing Sheets**



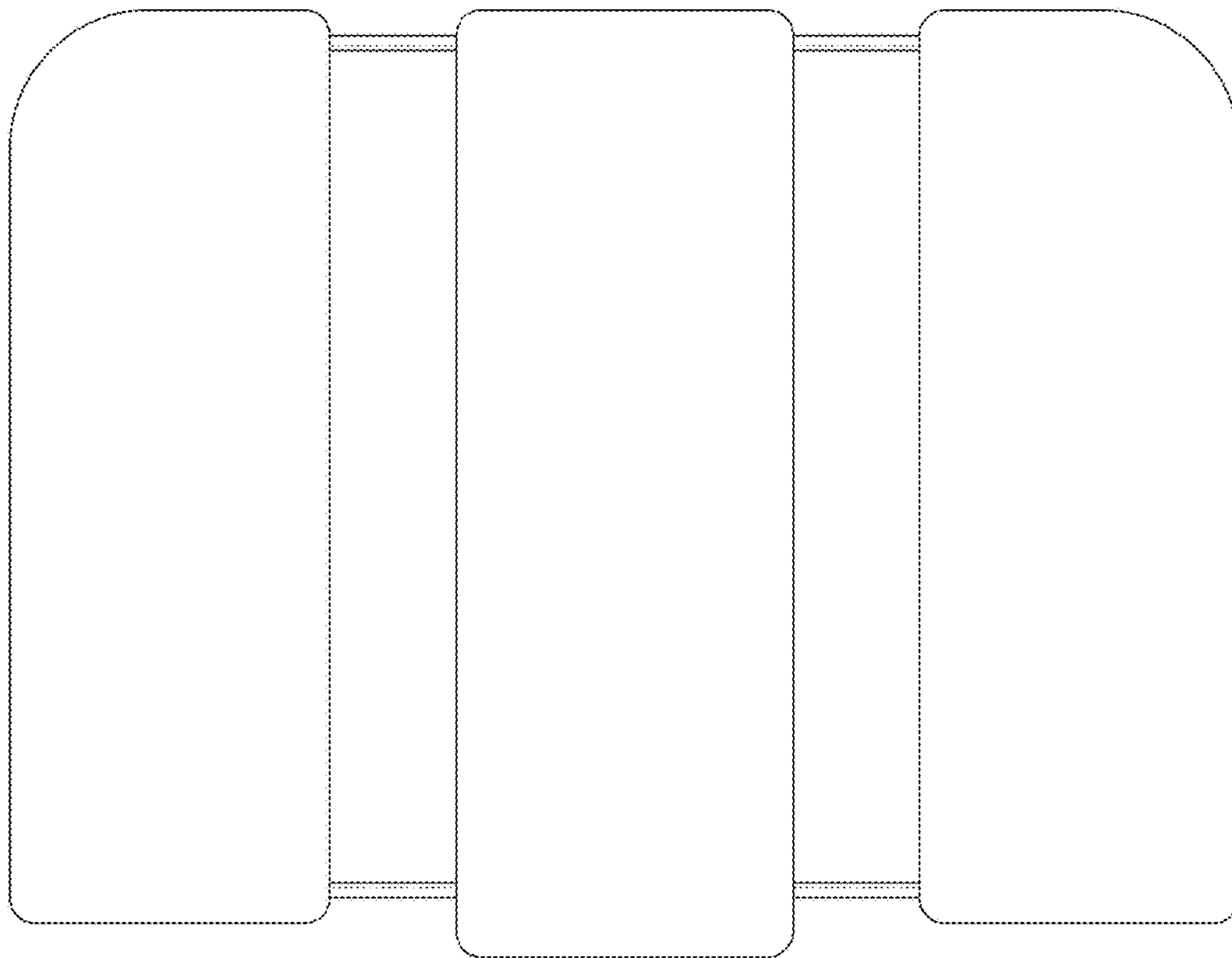
1.1



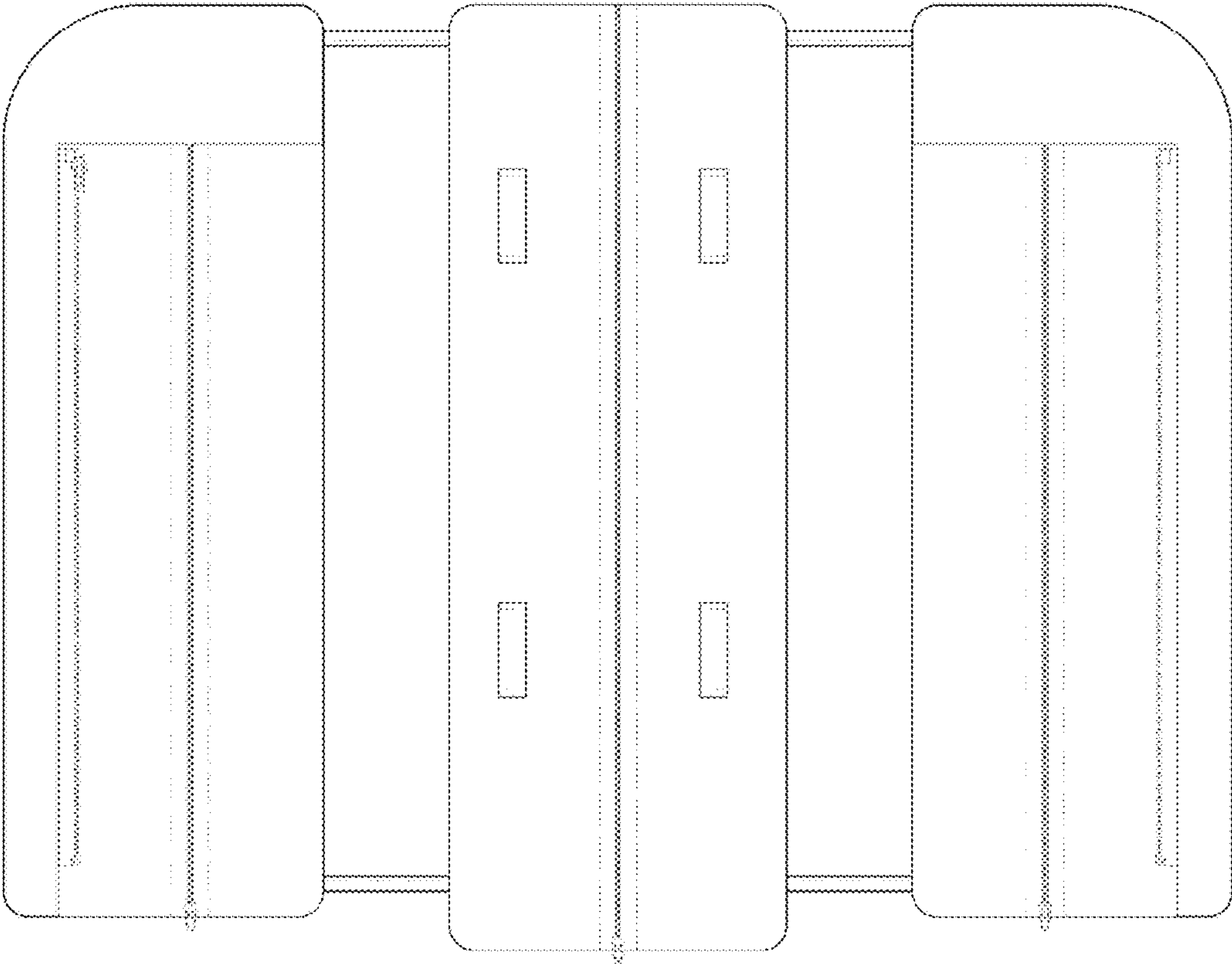
1.2



1.3




1.4






1.5



1.6



1.7

