

US00D824688S

(12) **United States Design Patent** (10) **Patent No.:** **US D824,688 S**
Camões e Vasconcelos (45) **Date of Patent:** **** Aug. 7, 2018**

(54) **CHAIR**

(71) Applicant: **Joana Aranha—Arquitectura e Design de Interiores, Lda**, Lisbon (PT)

(72) Inventor: **Maria Joana de Aranha Pires Moreira Camões e Vasconcelos**, Lisbon (PT)

(73) Assignee: **Joana Aranha—Arquitectura e Design de Interiores, Lda**, Lisbon (PT)

(**) Term: **15 Years**

(21) Appl. No.: **29/590,005**

(22) Filed: **Jan. 6, 2017**

(30) **Foreign Application Priority Data**

Jul. 6, 2016 (EP) 003296672-0001

(51) **LOC (11) Cl.** **06-01**

(52) **U.S. Cl.**
USPC **D6/369; D6/379**

(58) **Field of Classification Search**
USPC D6/334-336, 369, 370, 374, 379, 380, D6/716, 716.1, 716.2, 716.3, 716.4
CPC .. A47C 5/02; A47C 7/022; A47C 7/18; A47C 7/24; A47C 7/282; A47C 7/285; A47C 7/54

See application file for complete search history.

(56) **References Cited**

U.S. PATENT DOCUMENTS

| | | | | |
|--------------|---------|----------|-------|--------|
| D421,853 S * | 3/2000 | Black | | D6/334 |
| D511,419 S * | 11/2005 | Mohundro | | D6/370 |
| D515,326 S * | 2/2006 | Mohundro | | D6/374 |
| D515,327 S * | 2/2006 | Mohundro | | D6/374 |

| | | | | |
|--------------|---------|------------|-------|--------|
| D515,328 S * | 2/2006 | Mohundro | | D6/374 |
| D518,969 S * | 4/2006 | Mohundro | | D6/369 |
| D571,116 S * | 6/2008 | Lowsky | | D6/369 |
| D601,363 S * | 10/2009 | Lowsky | | D6/379 |
| D609,486 S * | 2/2010 | Lowsky | | D6/369 |
| D742,130 S * | 11/2015 | Taunton | | D6/369 |
| D782,216 S * | 3/2017 | Panichella | | D6/369 |

* cited by examiner

Primary Examiner — Mimoso De

(74) *Attorney, Agent, or Firm* — Maier & Maier, PLLC

(57) **CLAIM**

The ornamental design for a chair, as shown and described.

DESCRIPTION

FIG. 1 is a front perspective view of a chair, showing my design;

FIG. 2 is a front view thereof;

FIG. 3 is a rear view thereof;

FIG. 4 is a left side view thereof;

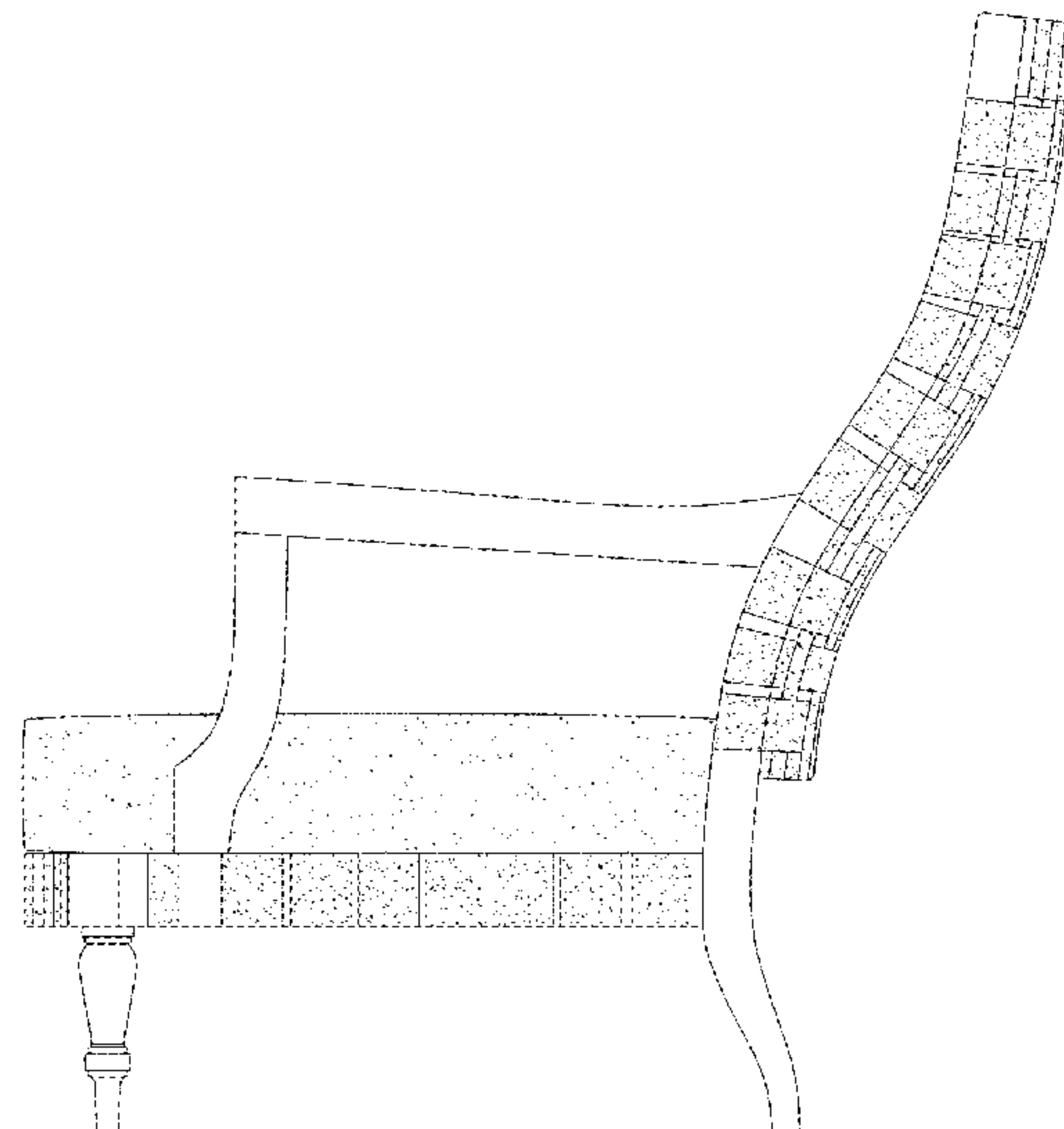

FIG. 5 is a right side view thereof;

FIG. 6 is a top view thereof; and,

FIG. 7 is a bottom view thereof.

The different shading presentations represent contrasting appearances, differing by material, texture, and/or color.

1 Claim, 7 Drawing Sheets






FIG. 1




FIG. 2

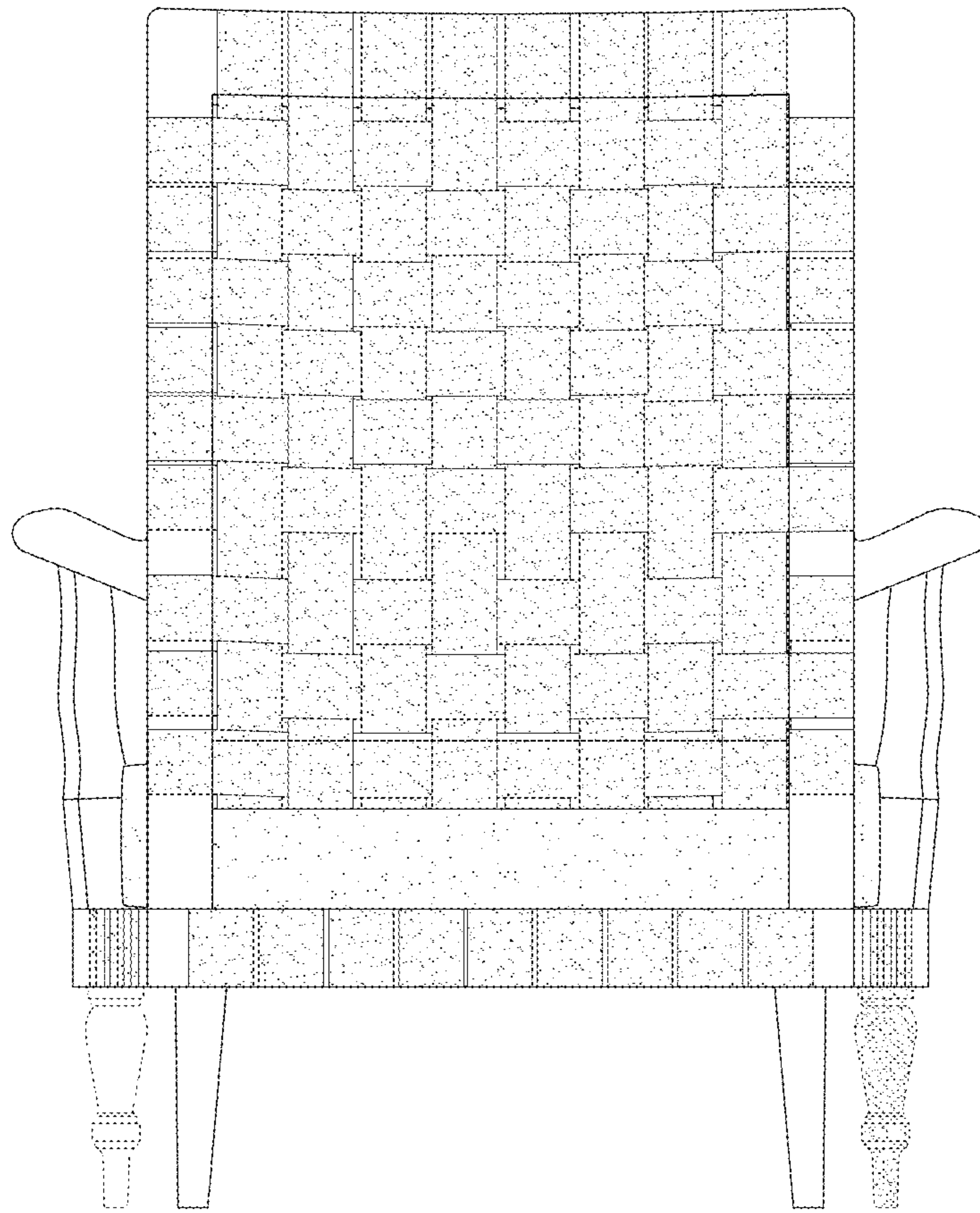


FIG. 3

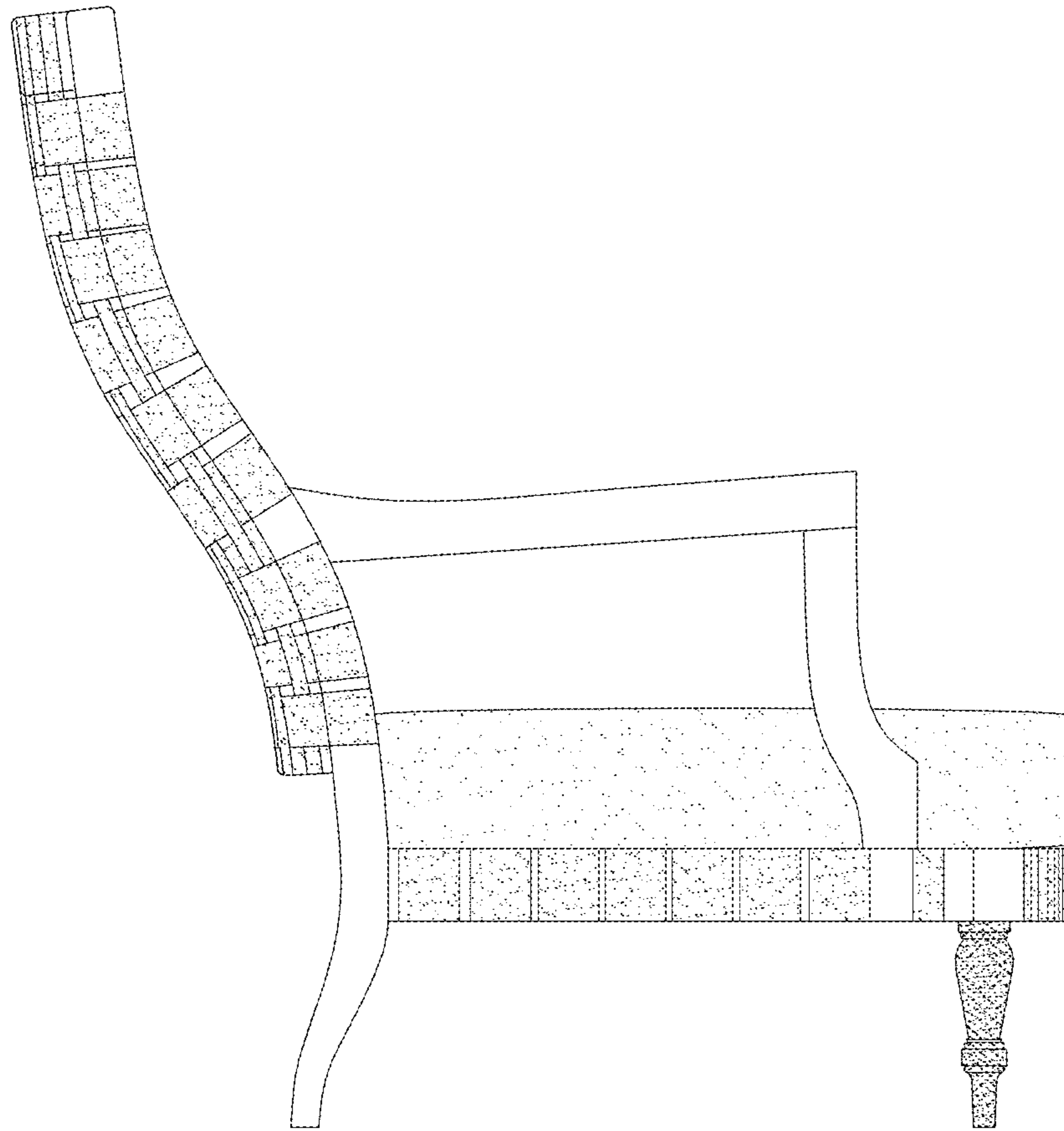


FIG. 4

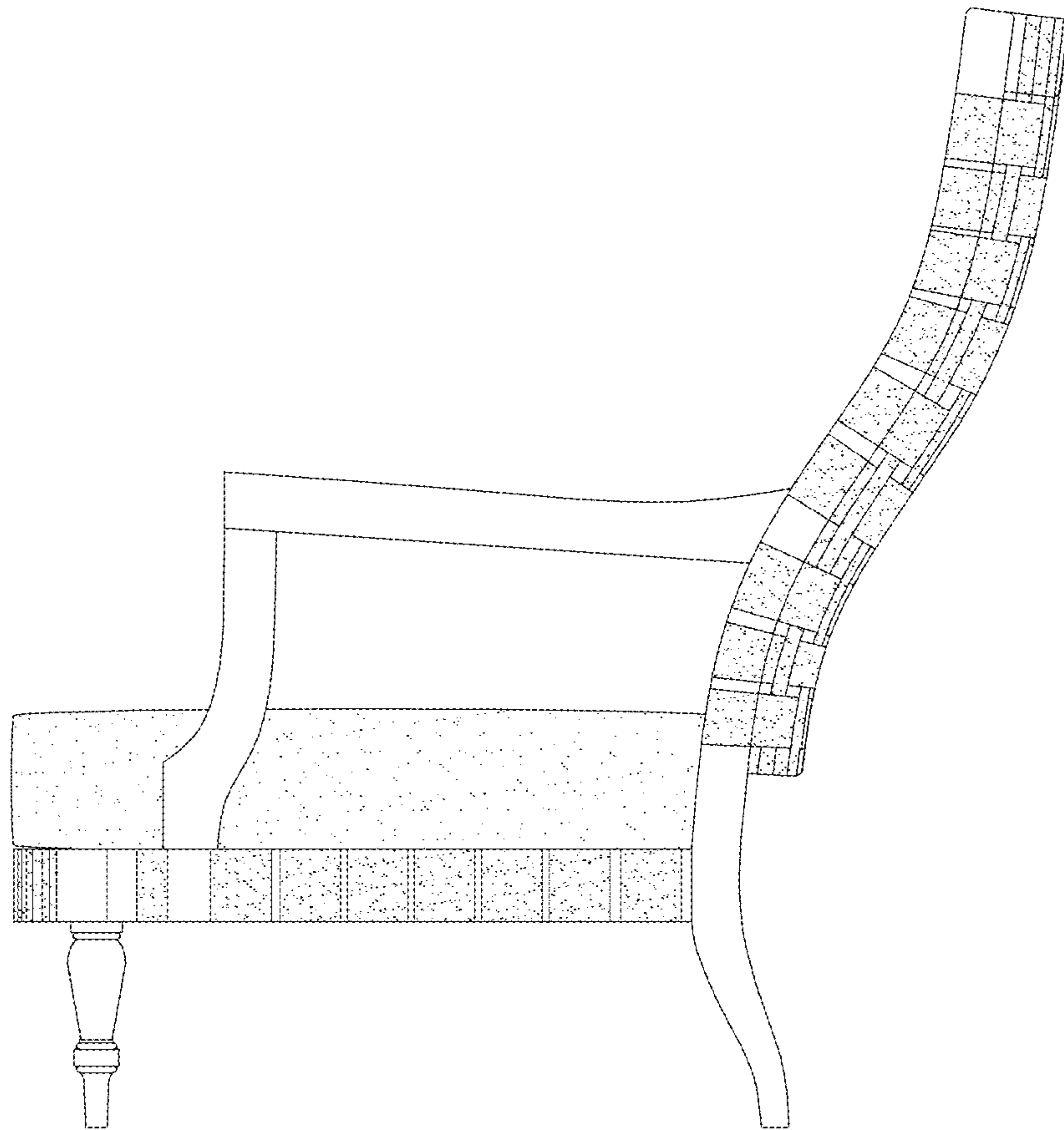


FIG. 5

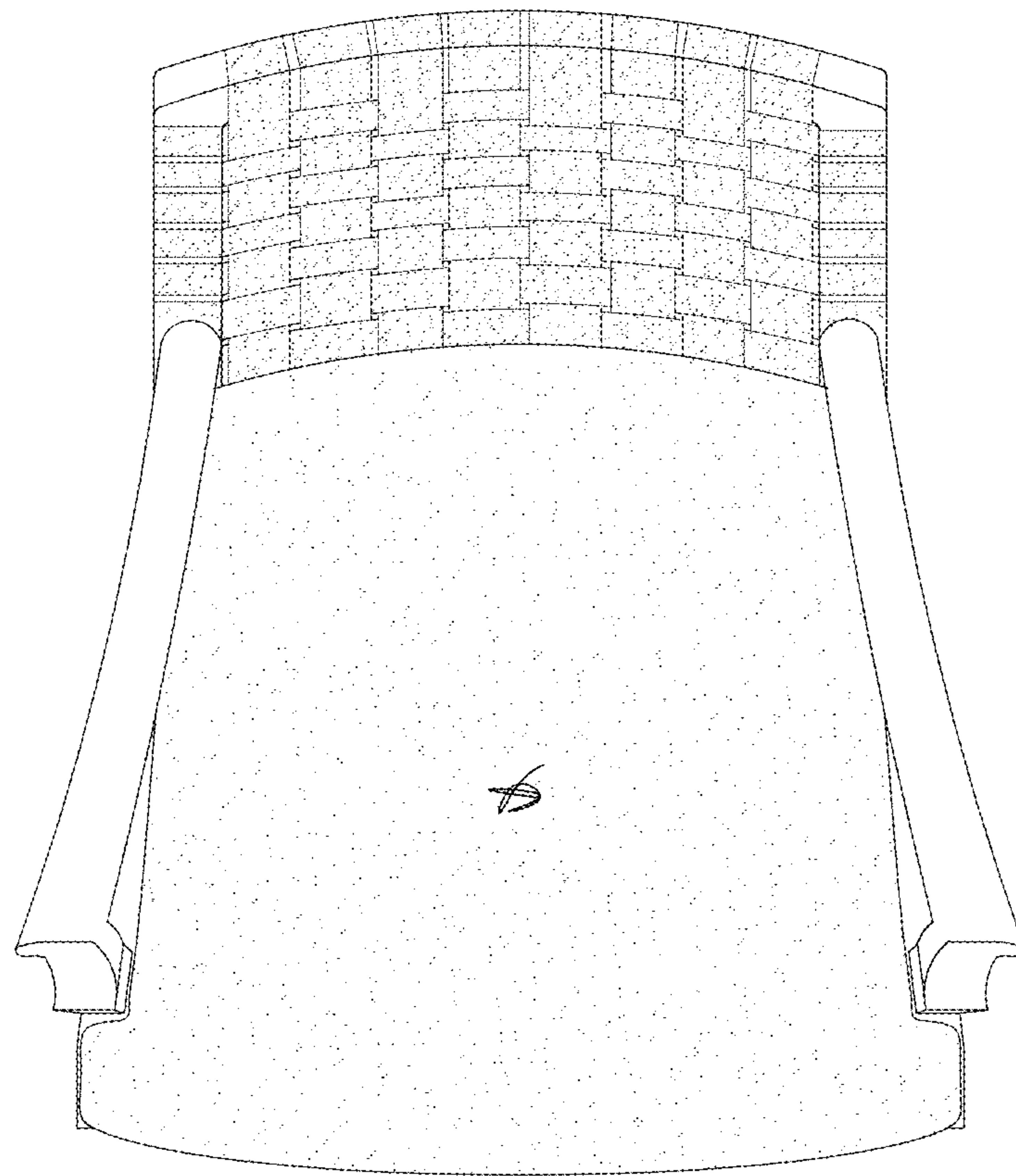


FIG. 6

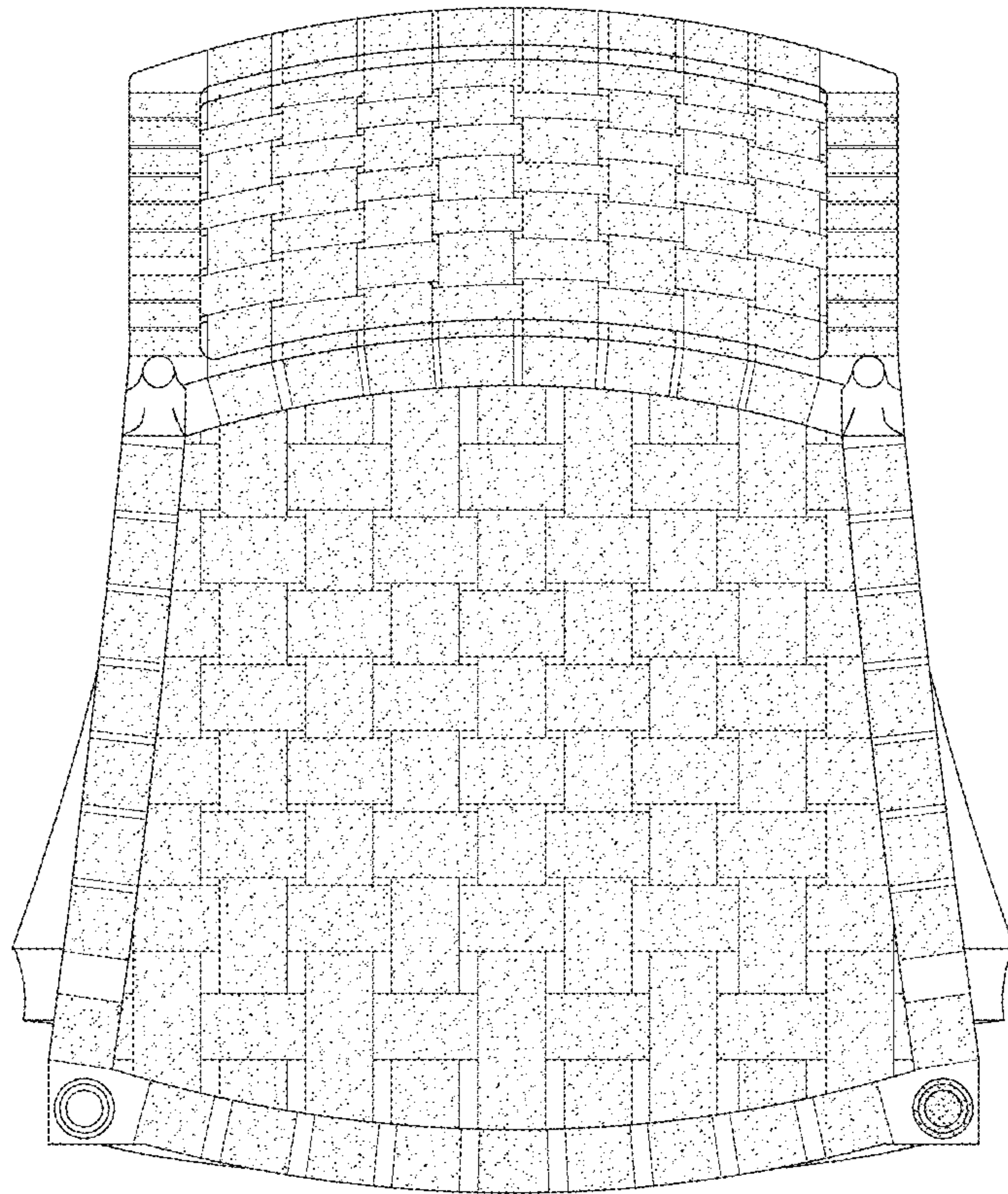


FIG. 7