



US00D824686S

(12) **United States Design Patent**  
**Liu**

(10) **Patent No.:** **US D824,686 S**

(45) **Date of Patent:** **\*\* Aug. 7, 2018**

- (54) **SOFA**
- (71) Applicant: **Merry Yard International Enterprise Corp.**, New Taipei (TW)
- (72) Inventor: **Pao-Yu Liu**, New Taipei (TW)
- (73) Assignee: **MERRY YARD INTERNATIONAL ENTERPRISE CORP.**, New Taipei (TW)

(\*\*) Term: **15 Years**

(21) Appl. No.: **29/585,634**

(22) Filed: **Nov. 28, 2016**

(51) **LOC (11) Cl.** ..... **06-01**

(52) **U.S. Cl.**  
USPC ..... **D6/369**

(58) **Field of Classification Search**  
 USPC ..... D6/334-336, 369, 370, 371, 372, 373,  
 D6/374, 375, 716, 716.1, 716.2, 716.3,  
 D6/716.4  
 CPC ..... A47C 5/02; A47C 7/282; A47C 7/285;  
 A47C 7/021; A47C 4/028  
 See application file for complete search history.

(56) **References Cited**

**U.S. PATENT DOCUMENTS**

- 2,334,966 A \* 11/1943 Thompson ..... A47C 4/028  
297/218.3
- 2,423,798 A \* 7/1947 Sabner ..... A47C 4/028  
297/411.44
- D422,422 S \* 4/2000 Black ..... D6/334
- D491,378 S \* 6/2004 Tyler ..... D6/369
- D547,079 S \* 7/2007 Wang ..... D6/369
- D650,605 S \* 12/2011 Haimoff ..... D6/369
- D702,051 S \* 4/2014 Rasenberg ..... D6/334

- D706,052 S \* 6/2014 Arnon ..... D6/369
- D784,714 S \* 4/2017 Bougay ..... D6/369
- D784,715 S \* 4/2017 Bougay ..... D6/369

\* cited by examiner

*Primary Examiner* — Mimoso De

(74) *Attorney, Agent, or Firm* — Bacon & Thomas, PLLC

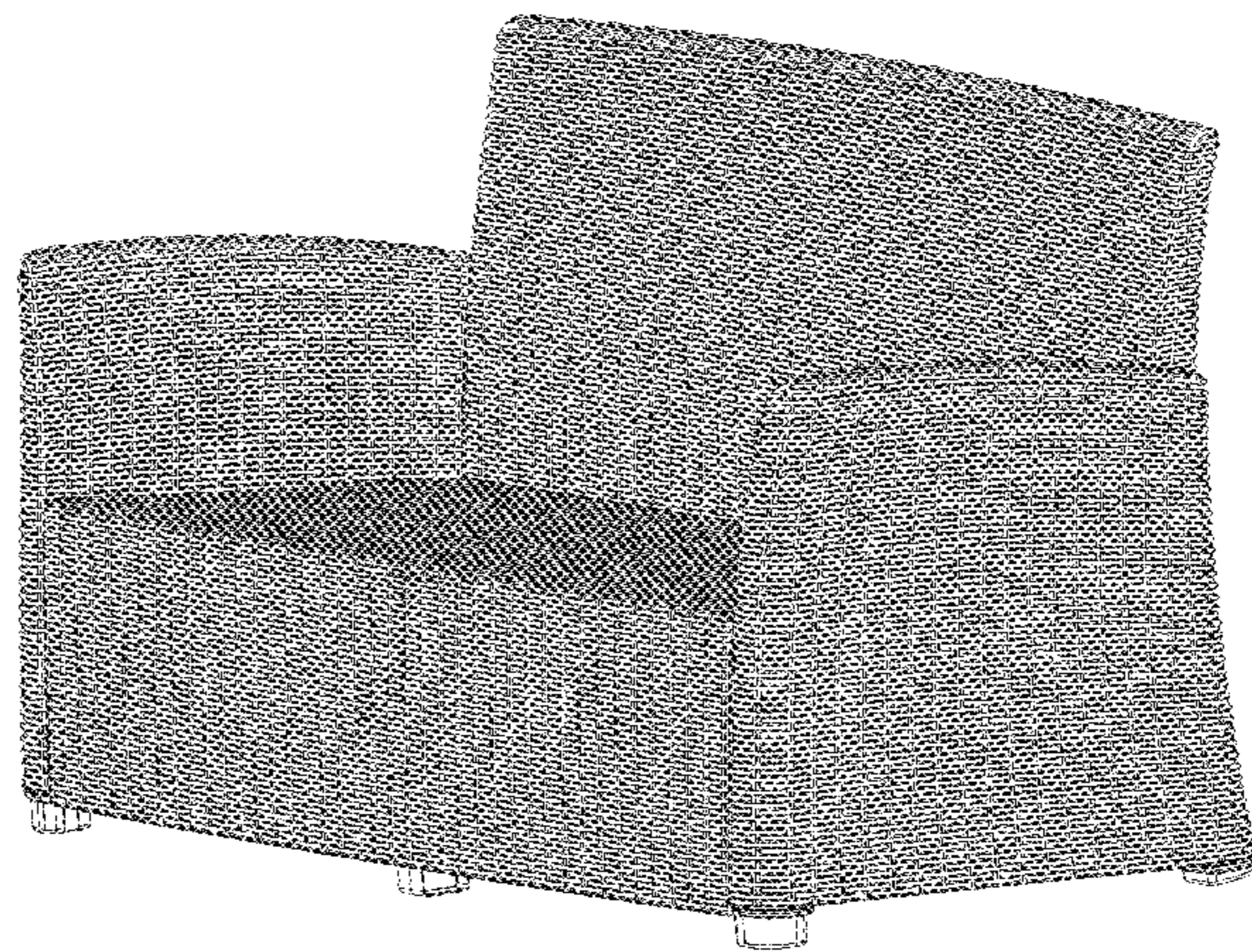
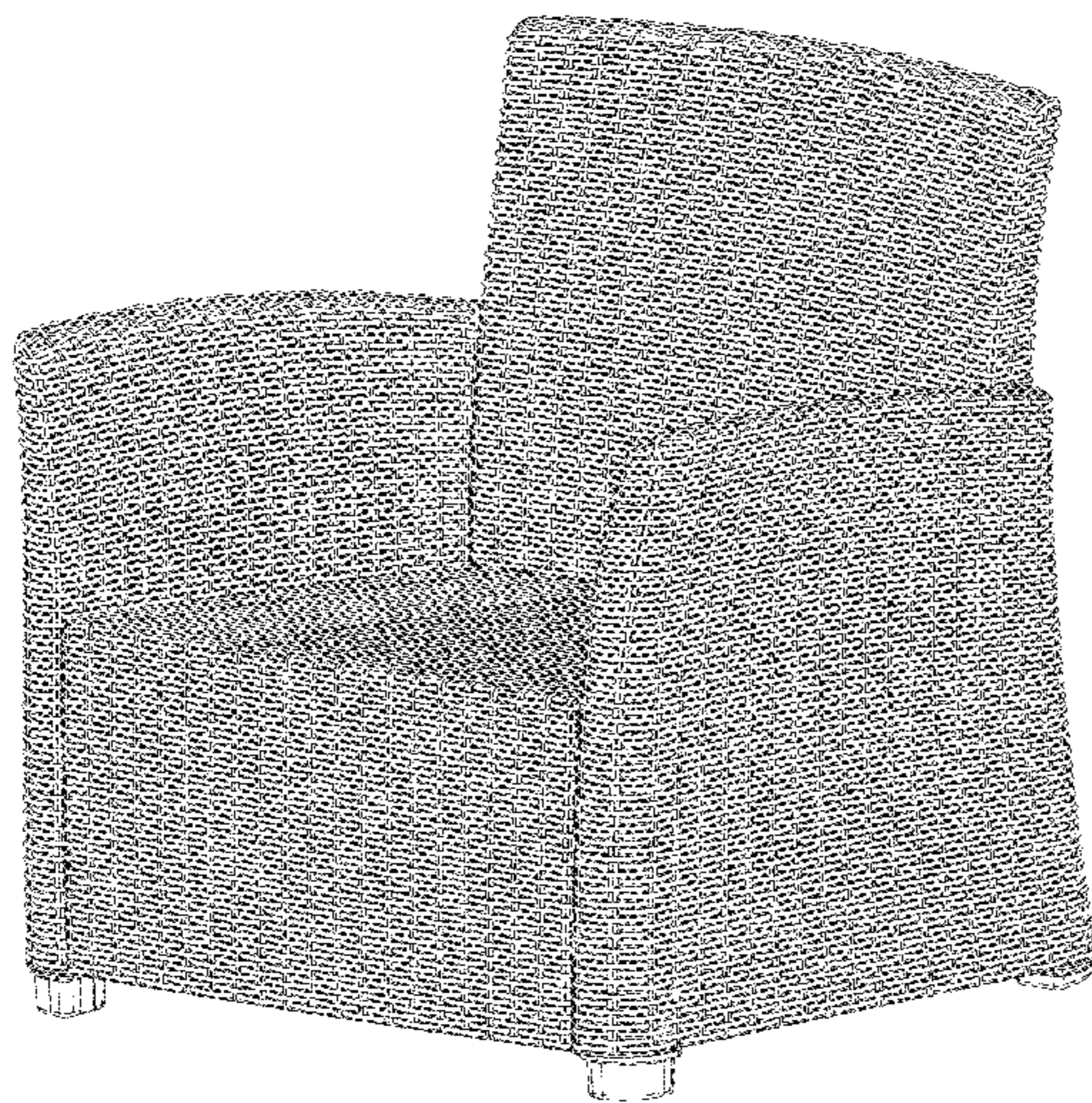
(57) **CLAIM**

The ornamental design for a sofa, as shown and described.

**DESCRIPTION**

FIG. 1 is a perspective view of a first design of the sofa showing our new design;  
 FIG. 2 is a front elevational view of the sofa shown in FIG. 1;  
 FIG. 3 is a rear elevational view of the sofa shown in FIG. 1;  
 FIG. 4 is a side elevational view of one side of the sofa shown in FIG. 1, with FIG. 5 being a side elevational view of the other side of the sofa shown in FIG. 1;  
 FIG. 6 is a top plan view of the sofa shown in FIG. 1;  
 FIG. 7 is a bottom plan view of the sofa shown in FIG. 1;  
 FIG. 8 is a perspective view of a second design of the sofa showing our new design;  
 FIG. 9 is a front elevational view of the sofa shown in FIG. 8;  
 FIG. 10 is a rear elevational view of the sofa shown in FIG. 8;  
 FIG. 11 is a side elevational view of one side of the sofa shown in FIG. 8, with FIG. 12 being a side elevational view of the other side of the sofa shown in FIG. 8;  
 FIG. 13 is a top plan view of the sofa shown in FIG. 8; and,  
 FIG. 14 is a bottom plan view of the sofa shown in FIG. 8.  
 The broken line portions of the drawings do not form any part of the claimed design.

**1 Claim, 14 Drawing Sheets**






FIG. 1




FIG. 2




FIG. 3

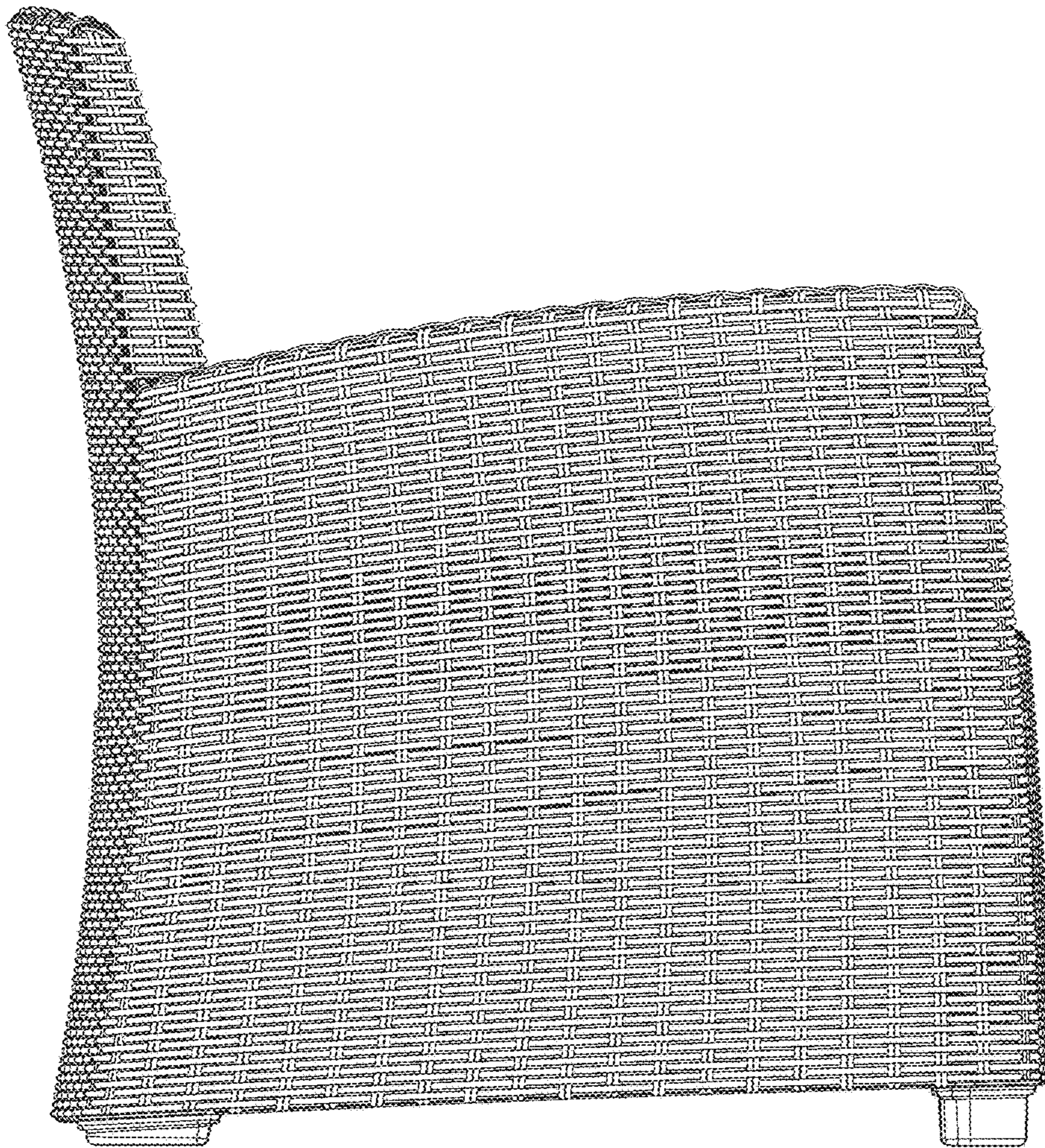


FIG. 4

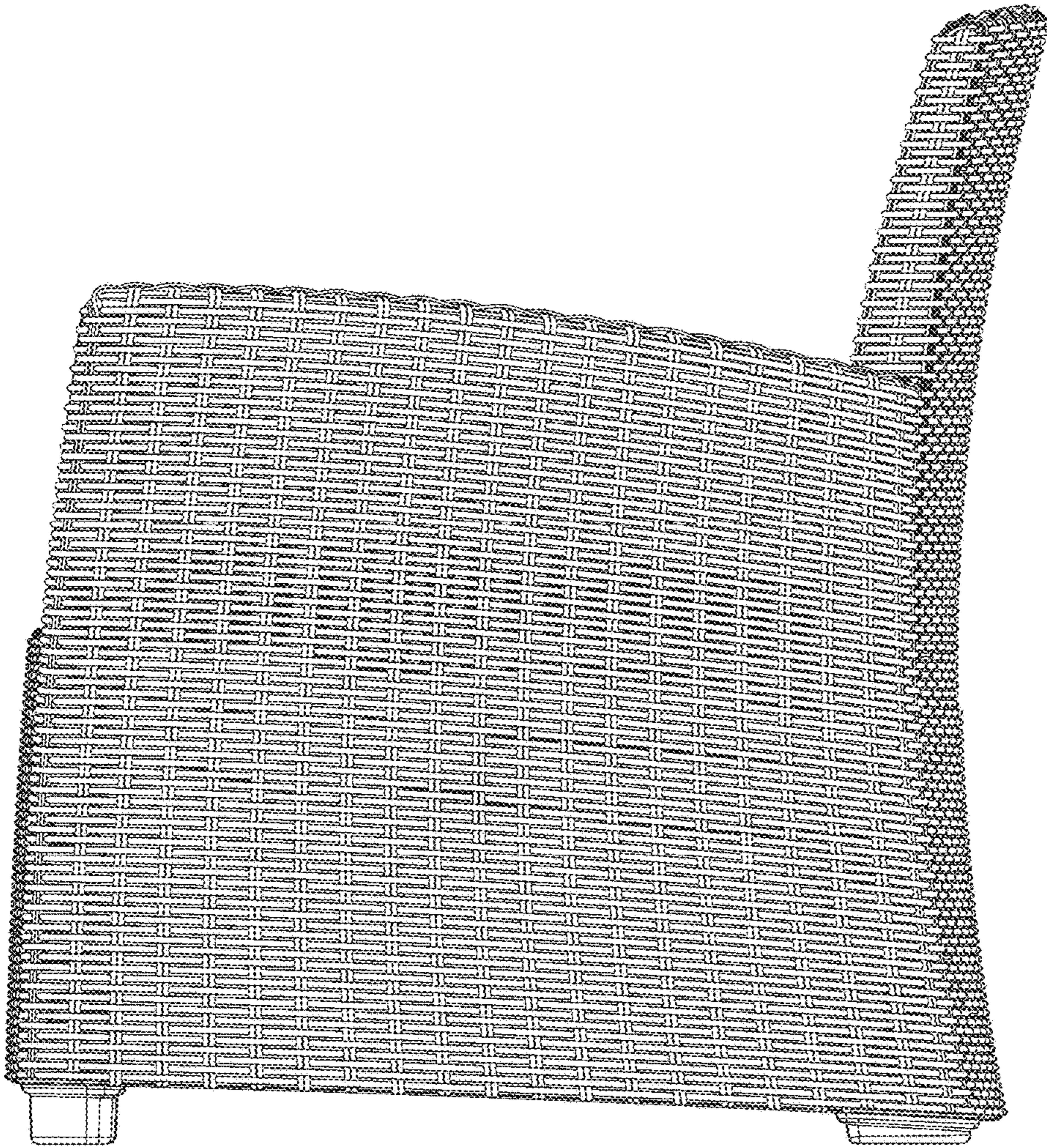


FIG. 5



FIG. 6

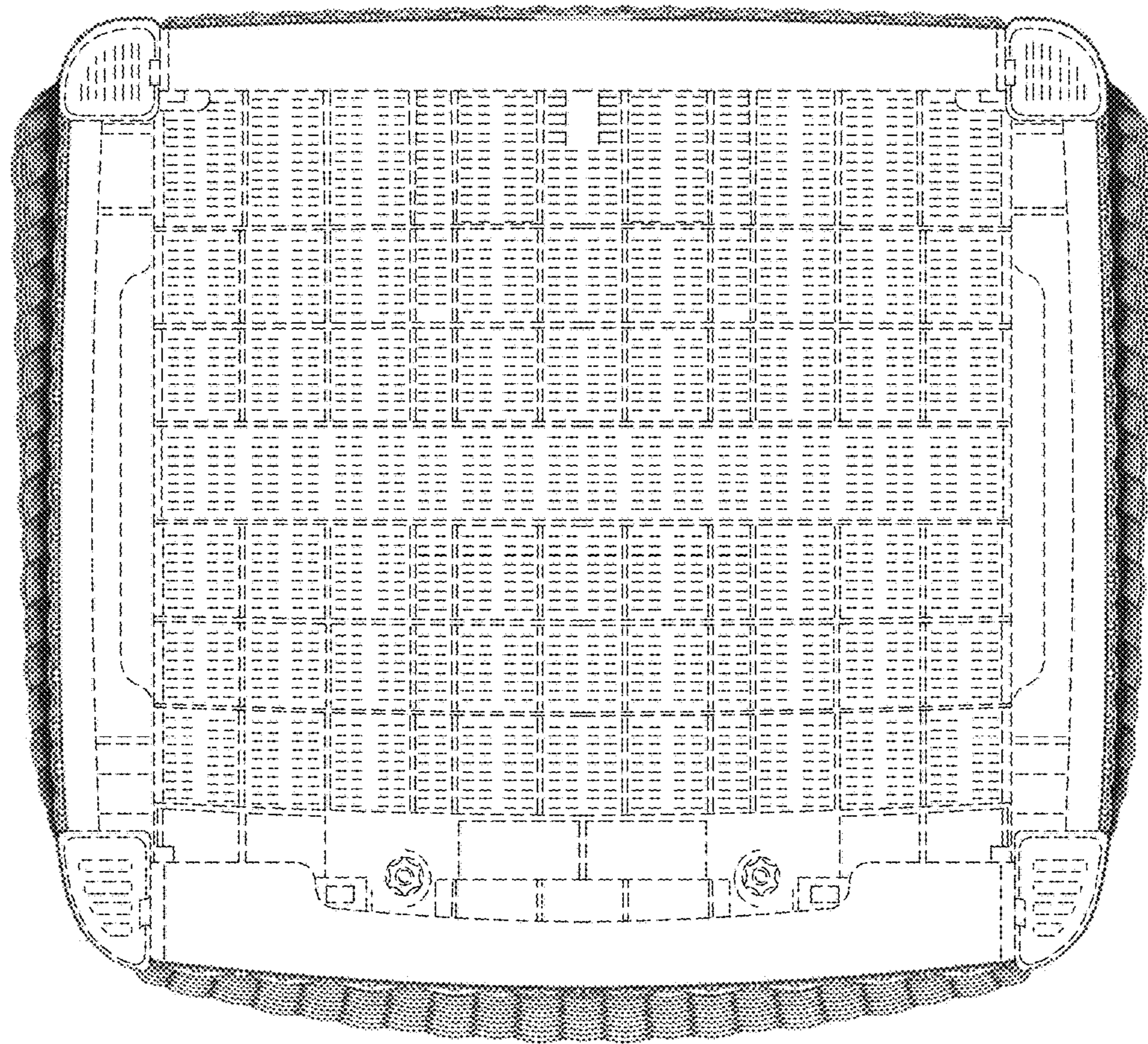


FIG. 7



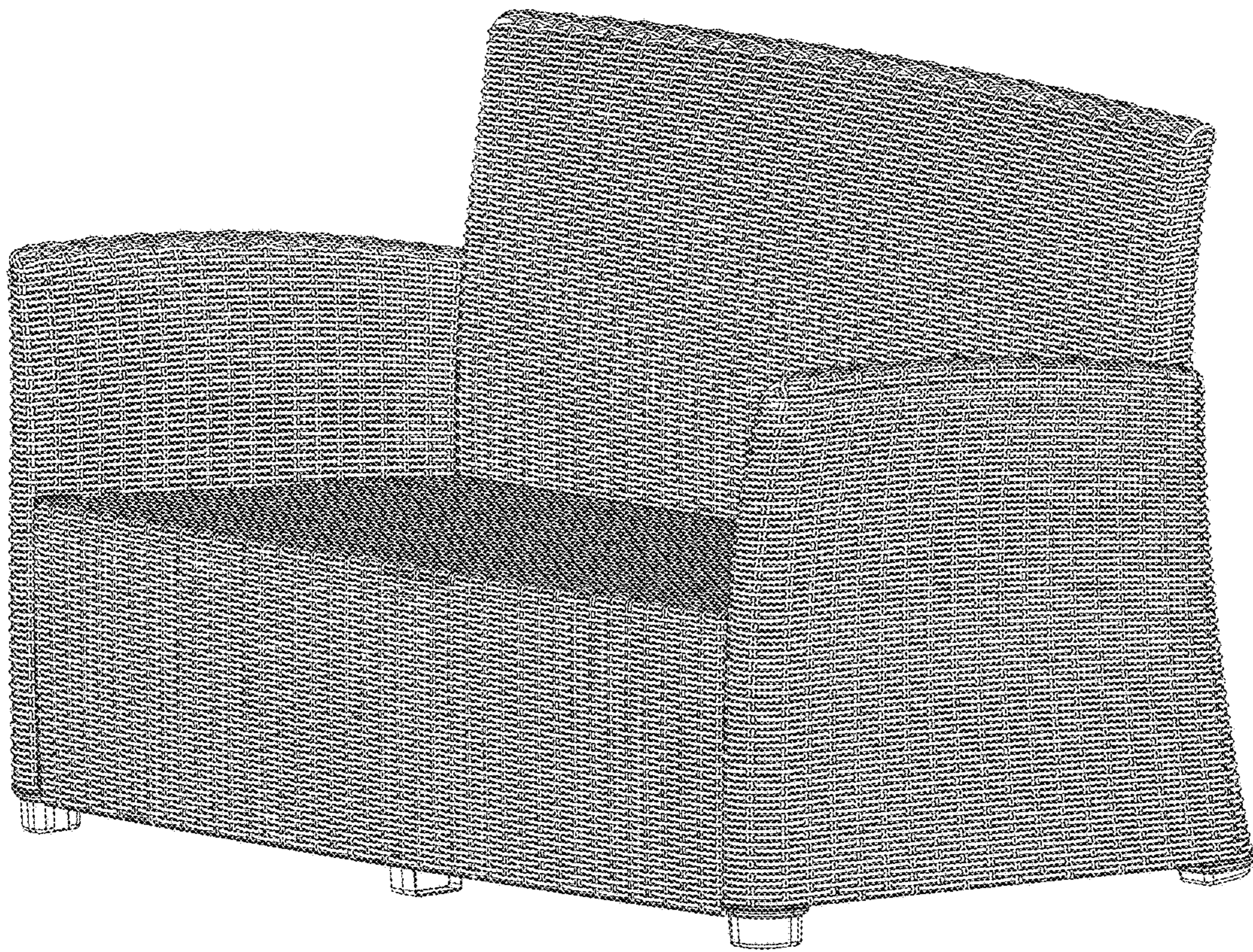


FIG. 8




FIG. 9




FIG. 10

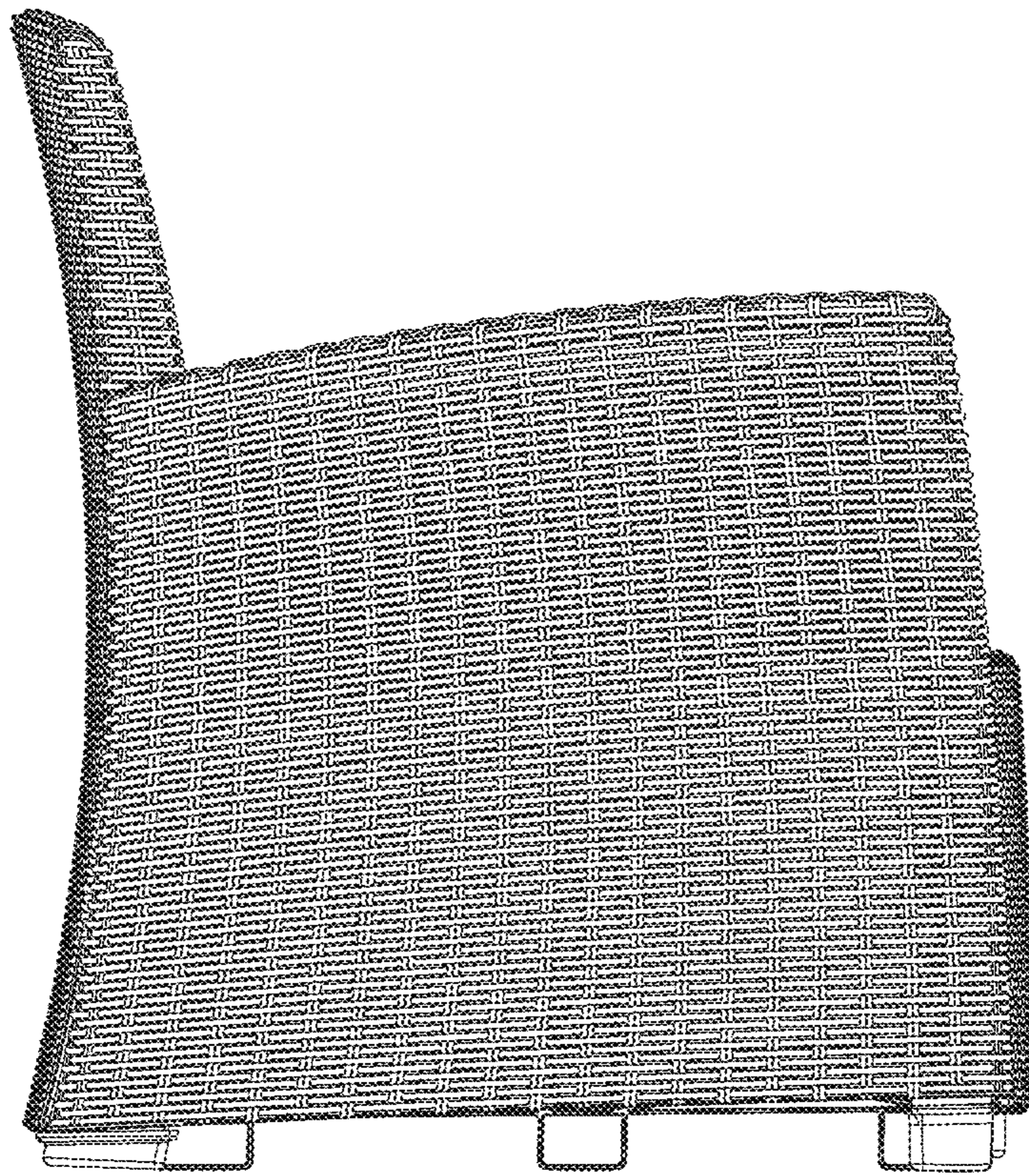


FIG. 11

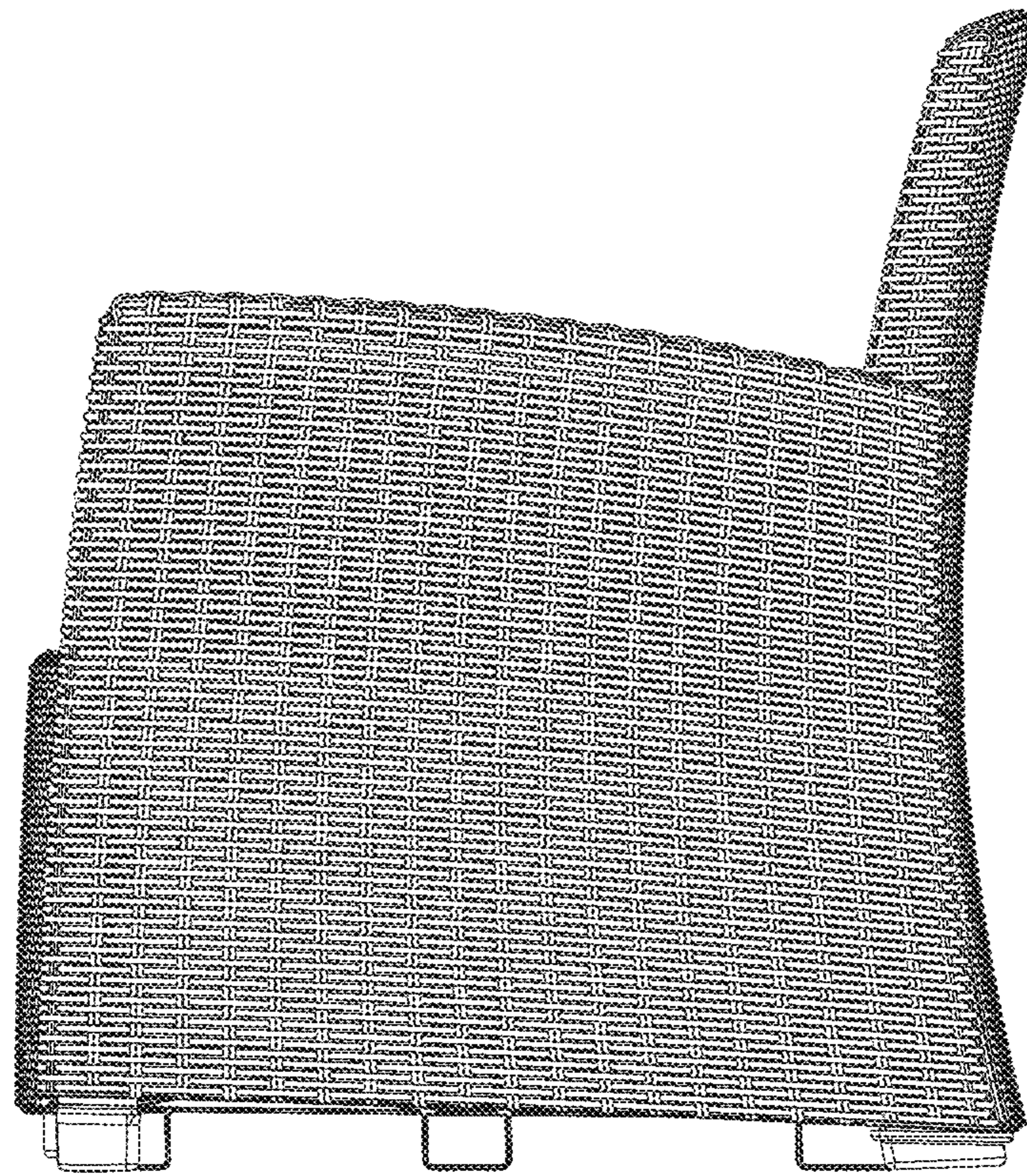


FIG. 12



FIG. 13




FIG. 14