



US00D824667S

(12) **United States Design Patent**
Perry

(10) **Patent No.:** **US D824,667 S**
(45) **Date of Patent:** **** Aug. 7, 2018**

- (54) **YOGA MAT BAG**
- (71) Applicant: **Dena Dodd Perry**, Lake Forest, IL (US)
- (72) Inventor: **Dena Dodd Perry**, Lake Forest, IL (US)
- (**) Term: **15 Years**
- (21) Appl. No.: **29/599,011**
- (22) Filed: **Mar. 30, 2017**

6,751,816	B1 *	6/2004	Wechsler	A45F 3/14	383/4
D500,923	S *	1/2005	Gonzalez	D3/273	
7,007,322	B2 *	3/2006	Alane	A47G 27/0237	5/417
D530,512	S *	10/2006	Palaszek	D3/254	
8,510,878	B2 *	8/2013	Wang	A47G 27/0237	5/417
8,607,381	B2 *	12/2013	Woods	A63B 21/4037	5/417
D703,944	S *	5/2014	Marks	D3/203.5	
D712,144	S *	9/2014	Albanese	D3/301	
D759,374	S *	6/2016	Cheung-Costanza	D3/254	
D789,084	S *	6/2017	Perry	D3/254	
2005/0172402	A1 *	8/2005	Uretzky-Miller	A45F 3/02	5/417

Related U.S. Application Data

- (62) Division of application No. 29/550,096, filed on Dec. 30, 2015, now Pat. No. Des. 789,084.
- (51) **LOC (11) Cl.** **03-01**
- (52) **U.S. Cl.**
USPC **D3/254**
- (58) **Field of Classification Search**
USPC D3/254, 201, 221, 285, 289, 299, 301, D3/315
CPC A47G 27/0237; A63B 6/00; A45F 3/02; A63C 19/04
See application file for complete search history.

* cited by examiner

Primary Examiner — Mitchell I. Siegel
(74) *Attorney, Agent, or Firm* — Dunlap Bennett & Ludwig PLLC

(57) **CLAIM**

The ornamental design for a yoga mat bag, as shown and described.

DESCRIPTION

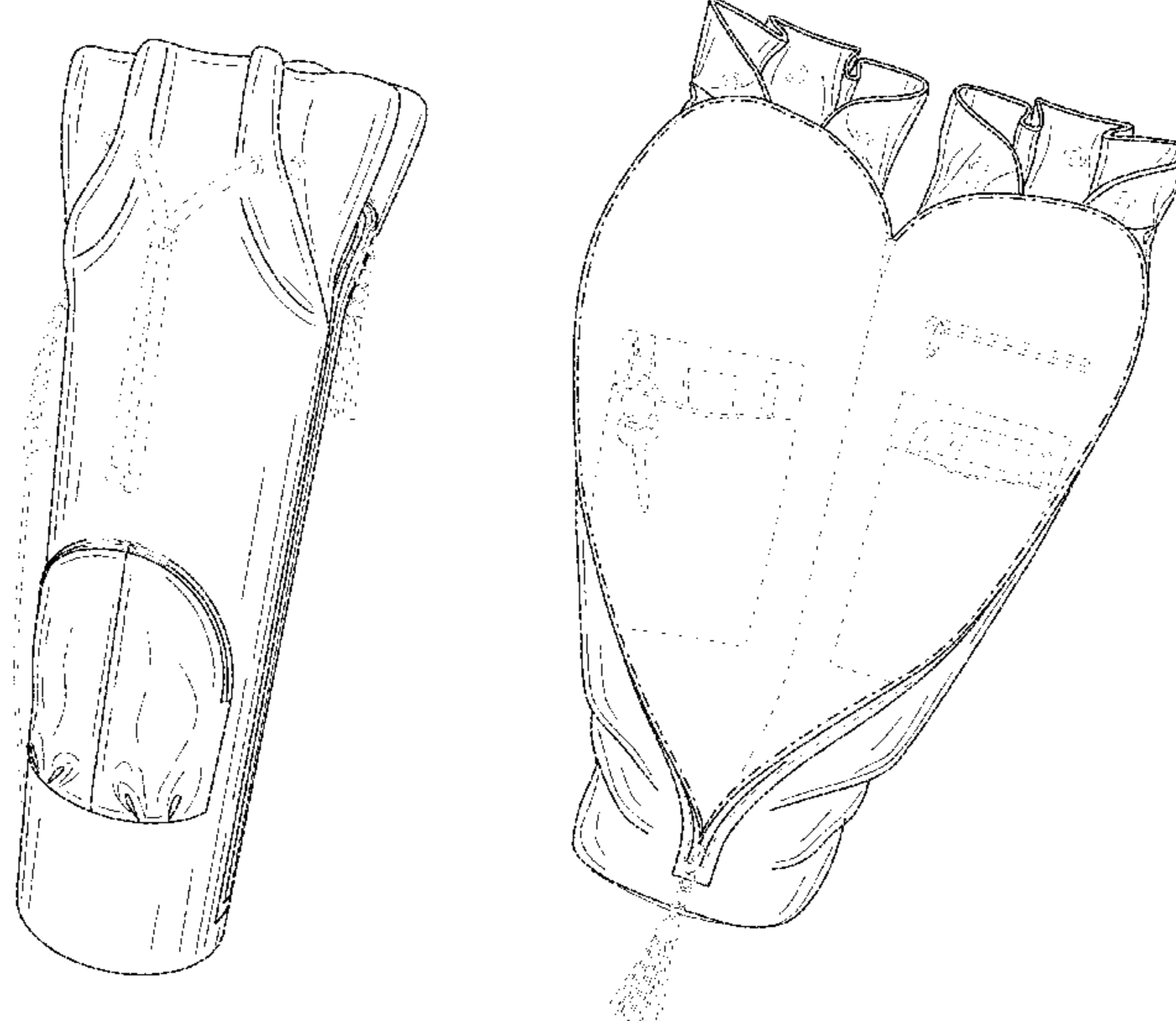
FIG. 1 is a front perspective view of a yoga mat bag;
 FIG. 2 is a front elevation view of FIG. 1;
 FIG. 3 is a rear elevation view of FIG. 1;
 FIG. 4 is a left side elevation view of FIG. 1;
 FIG. 5 is a right side elevation view of FIG. 1;
 FIG. 6 is a top plan view of FIG. 1;
 FIG. 7 is a bottom plan view of FIG. 1; and,
 FIG. 8 is a front perspective view of the yoga mat bag, shown in an open configuration.
 The broken line showing of is included for the purpose of illustrating and forms no part of the claimed design. The dash-dot broken lines on FIG. 8 represents the boundary and forms no part of the claimed design.

(56) **References Cited**

U.S. PATENT DOCUMENTS

5,370,460	A *	12/1994	Nelson	A45F 4/02	383/4
D389,642	S *	1/1998	Nadel	D3/254	
5,730,529	A *	3/1998	Fritz	A45C 3/10	224/153
D430,393	S *	9/2000	Conway	D3/203.3	
D446,929	S *	8/2001	Vazquez	D3/233	
D447,335	S *	9/2001	Vazquez	D3/233	
D451,674	S *	12/2001	Leins	D3/206	
6,640,359	B1 *	11/2003	Alane	A47G 27/0237	5/417

1 Claim, 5 Drawing Sheets



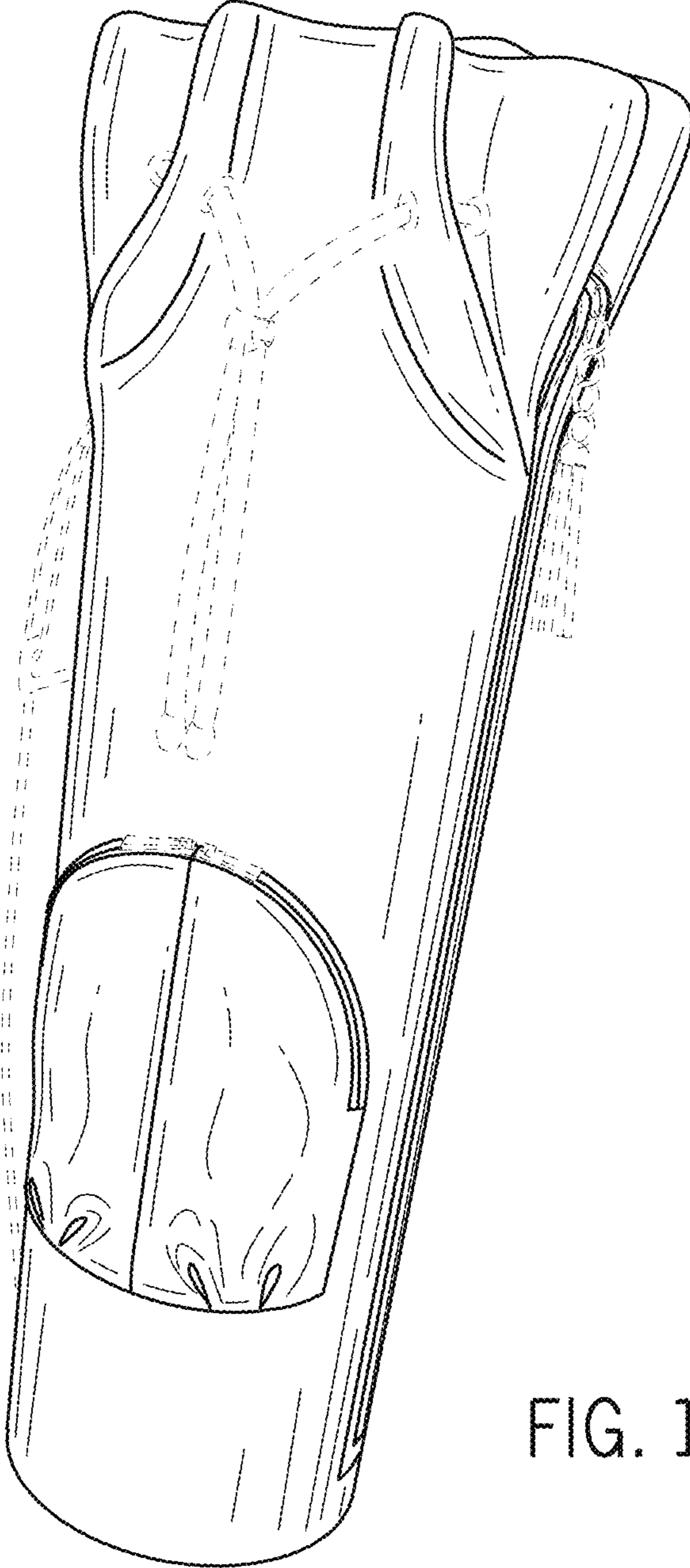


FIG. 1

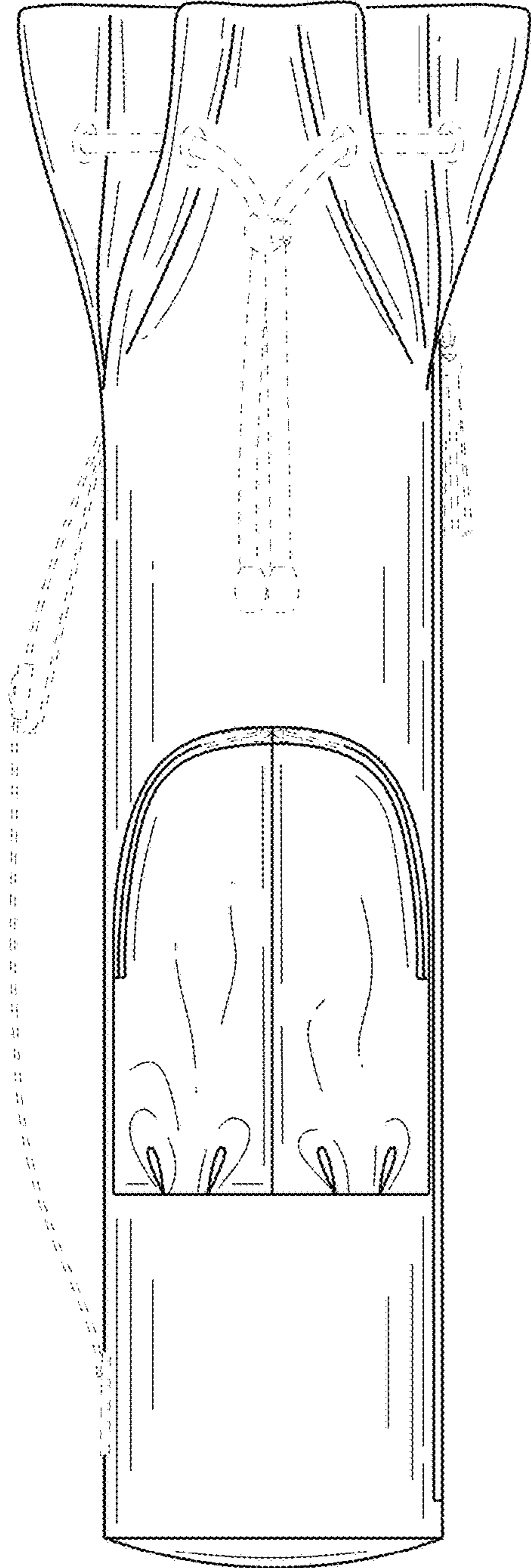


FIG. 2

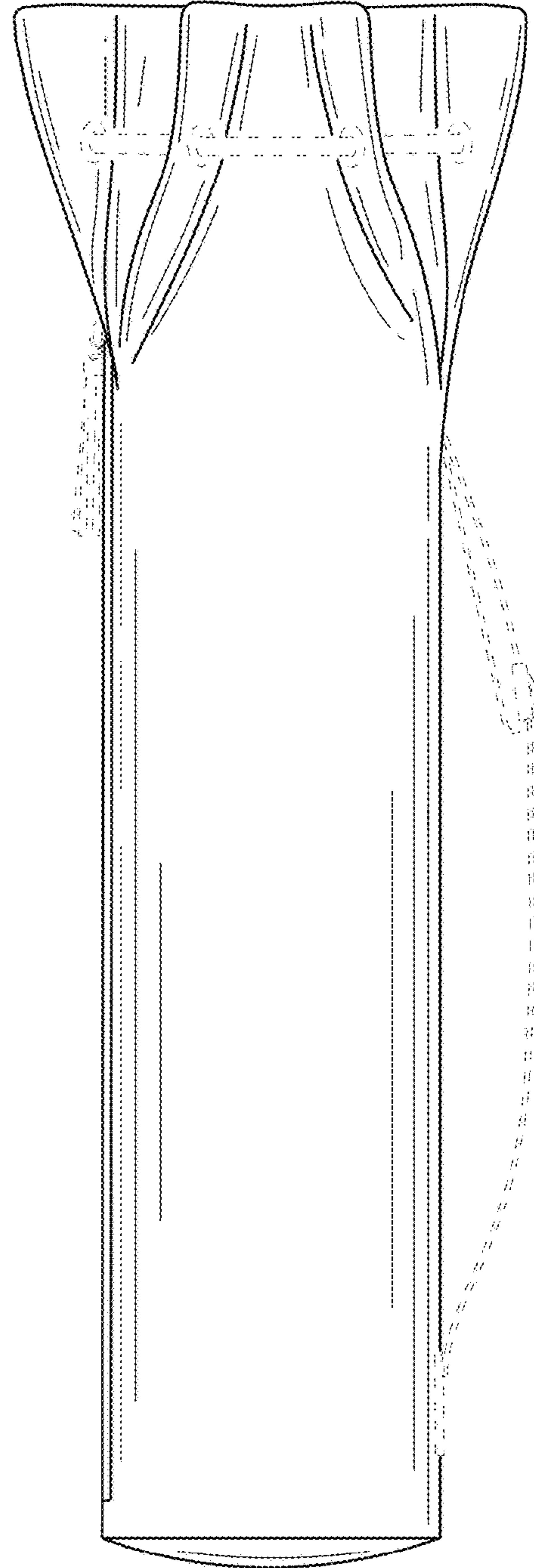


FIG. 3

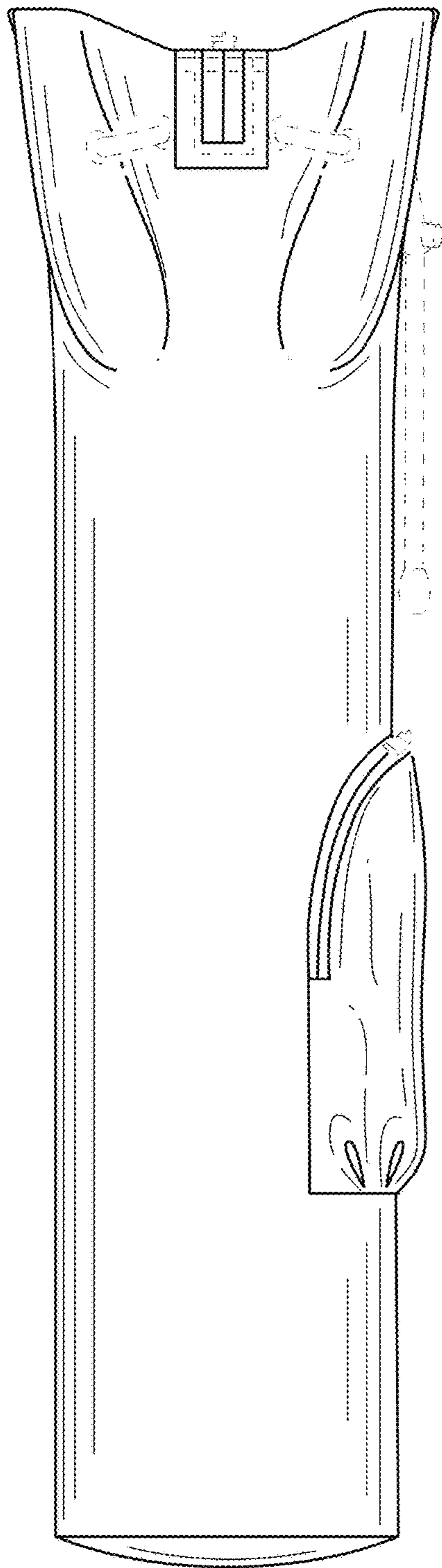


FIG. 4

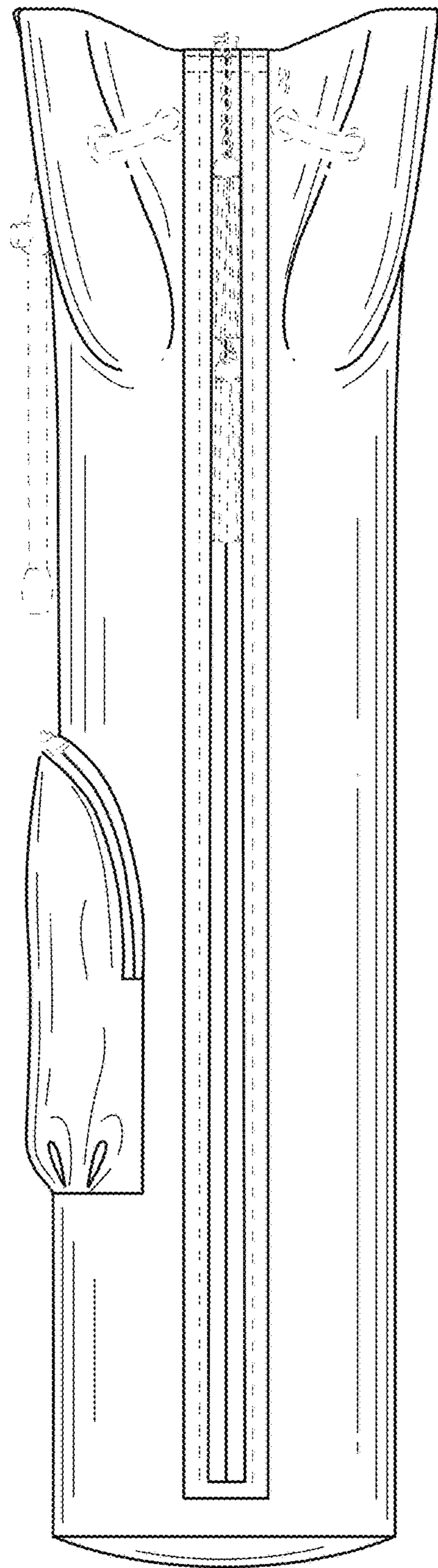


FIG. 5

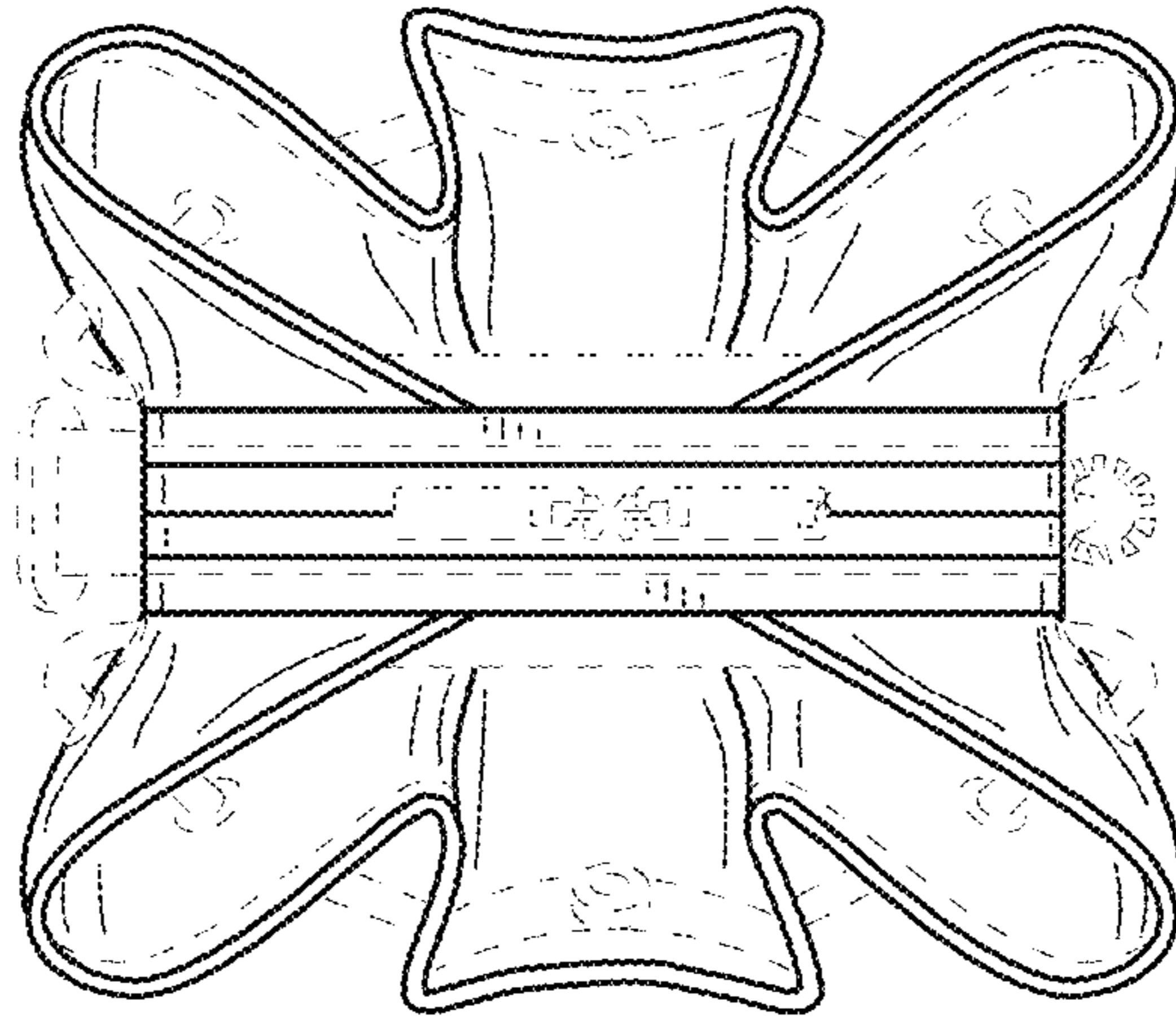


FIG. 6

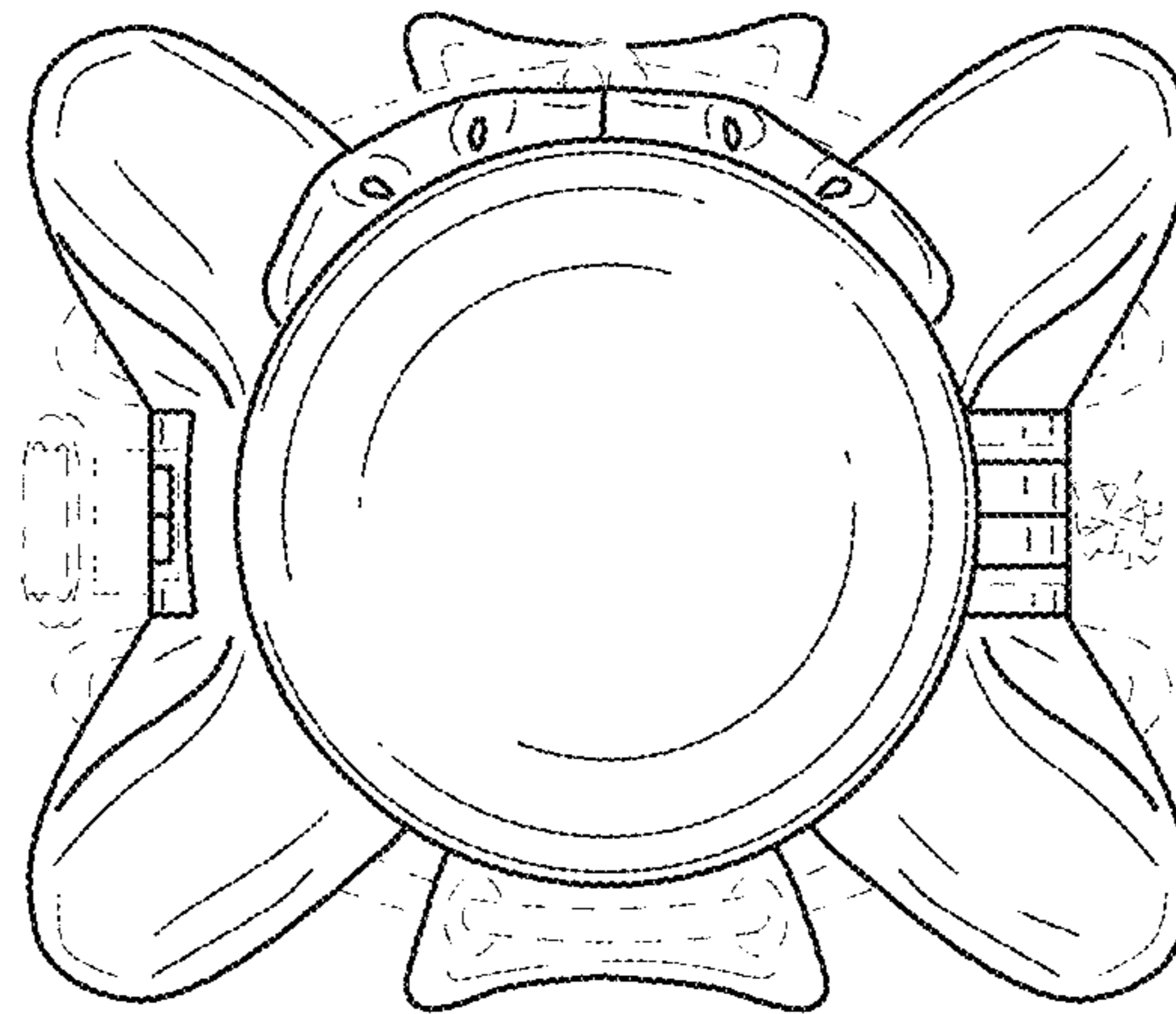


FIG. 7

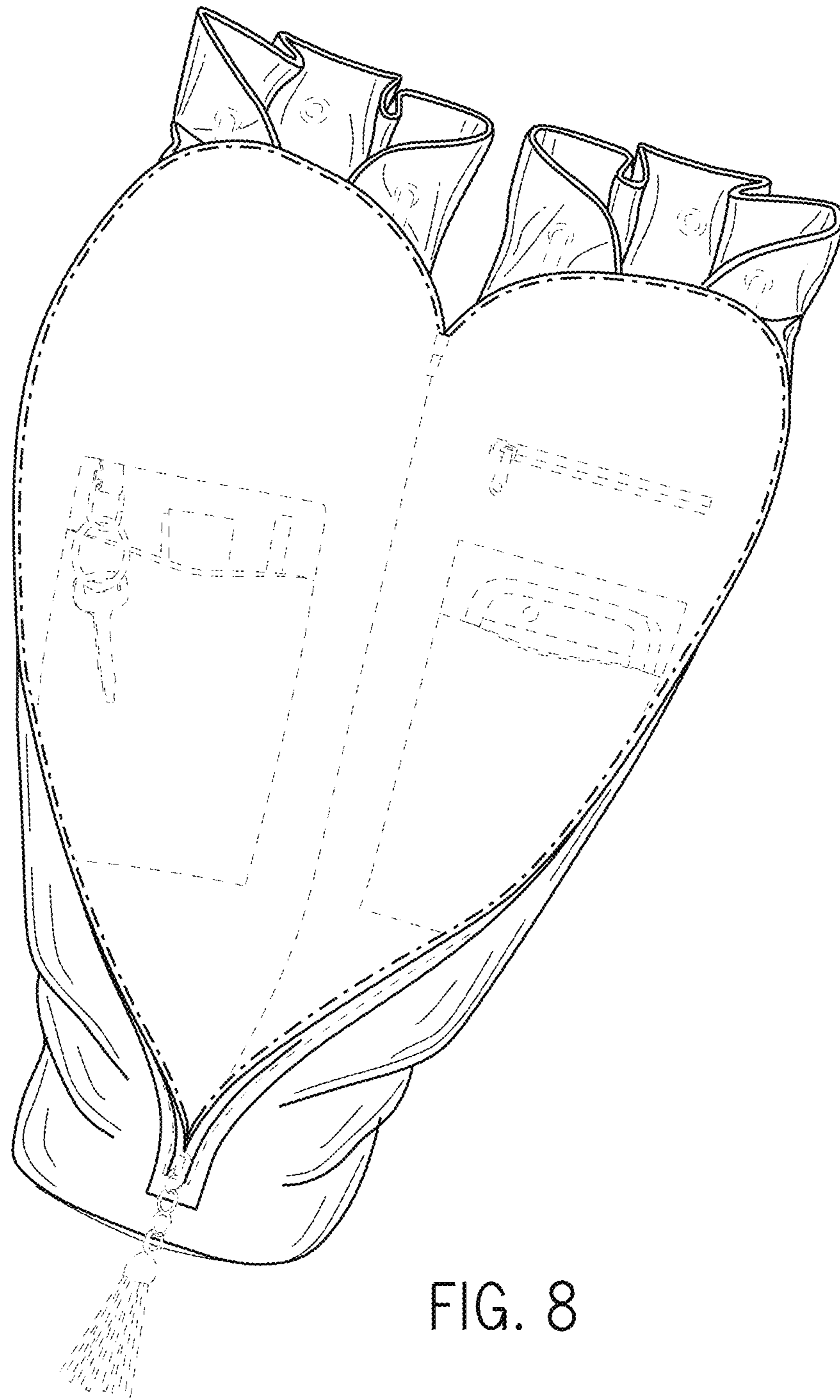


FIG. 8