



US00D824665S

(12) **United States Design Patent** (10) **Patent No.:** **US D824,665 S**
Spaziani (45) **Date of Patent:** **** Aug. 7, 2018**

(54) **HANDBAG**
(71) Applicant: **Louis Vuitton Malletier**, Paris (FR)
(72) Inventor: **Darren Spaziani**, New York, NY (US)
(73) Assignee: **Louis Vuitton Malletier**, Paris (FR)
(**) Term: **15 Years**
(21) Appl. No.: **29/604,976**
(22) Filed: **May 22, 2017**

(30) **Foreign Application Priority Data**
Nov. 22, 2016 (FR) 2016-5847
(51) **LOC (11) Cl.** **03-01**
(52) **U.S. Cl.**
USPC **D3/232**
(58) **Field of Classification Search**
USPC D3/232-233, 240-243, 245-246, 318
CPC A45C 1/024; A45C 3/06
See application file for complete search history.

(56) **References Cited**
U.S. PATENT DOCUMENTS
D531,404 S * 11/2006 Marttila D3/246
D603,606 S * 11/2009 Wang D3/232
D609,466 S * 2/2010 Stulman D3/232
D618,909 S * 7/2010 Gaultier D3/243
D620,707 S * 8/2010 Mogil D3/246
D656,728 S * 4/2012 Dolce D3/245
D698,146 S * 1/2014 Deneve D3/245
D701,041 S * 3/2014 Burnett D3/245
D721,483 S * 1/2015 Baram D3/233
D750,372 S * 3/2016 Slimane D3/232

D763,570 S * 8/2016 Potts D3/232
D764,165 S * 8/2016 Lagerfeld D3/246
D768,378 S * 10/2016 Schilp D3/232
D783,274 S * 4/2017 Maier D3/232
D784,010 S * 4/2017 Dumas D3/232
D787,823 S * 5/2017 Nair D3/232
D798,049 S * 9/2017 Hawkes D3/243
D799,820 S * 10/2017 Guyon D3/245

* cited by examiner

Primary Examiner — Cathron C Brooks
Assistant Examiner — Andrew T Nemeth
(74) *Attorney, Agent, or Firm* — Finnegan, Henderson, Farabow, Garrett & Dunner LLP

(57) **CLAIM**

The ornamental design for a handbag, as shown and described.

DESCRIPTION

The patent or application file contains at least one drawing executed in color. Copies of this patent or patent application publication with color drawing(s) will be provided by the Office upon request and payment of the necessary fee.
FIG. 1 is a top, front, right perspective view of a handbag showing my new design;
FIG. 2 is a front elevation view thereof;
FIG. 3 is rear elevation view thereof;
FIG. 4 is a top plan view thereof;
FIG. 5 is a bottom plan view thereof;
FIG. 6 is a left elevation view thereof; and,
FIG. 7 is a right elevation view thereof.
The dot-dash lines shown in FIG. 4 illustrate a boundary of the claimed design and form no part thereof.

1 Claim, 7 Drawing Sheets
(7 of 7 Drawing Sheet(s) Filed in Color)





FIG. 1



FIG. 2



FIG. 3

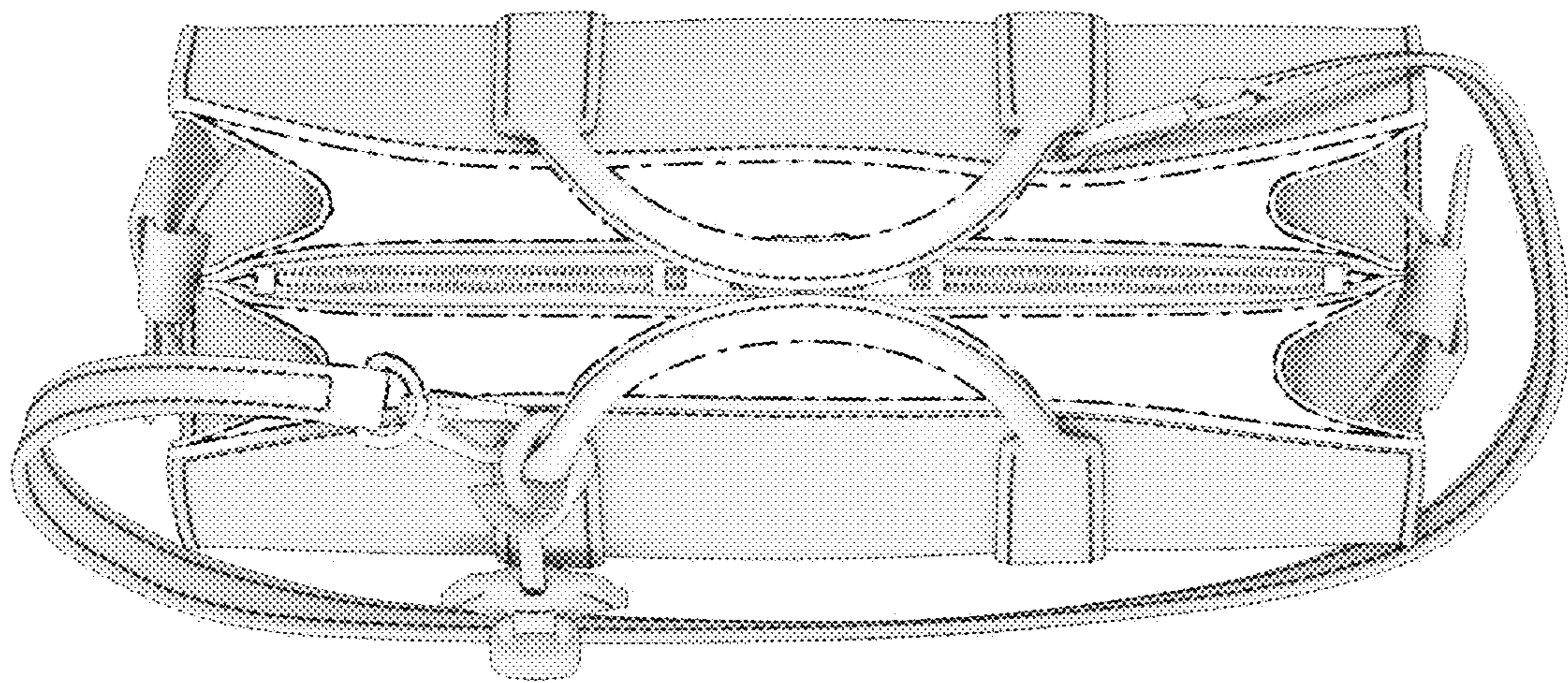


FIG. 4

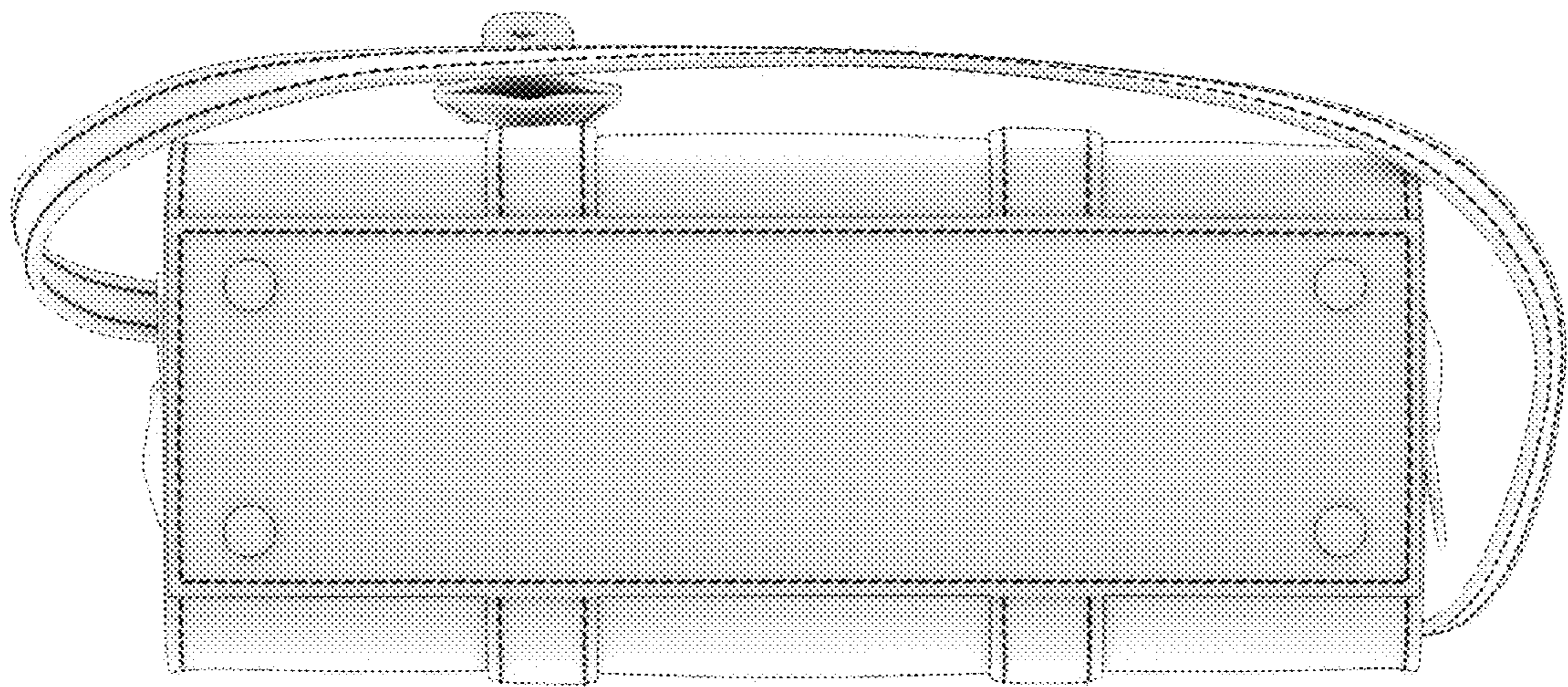


FIG. 5




FIG. 6

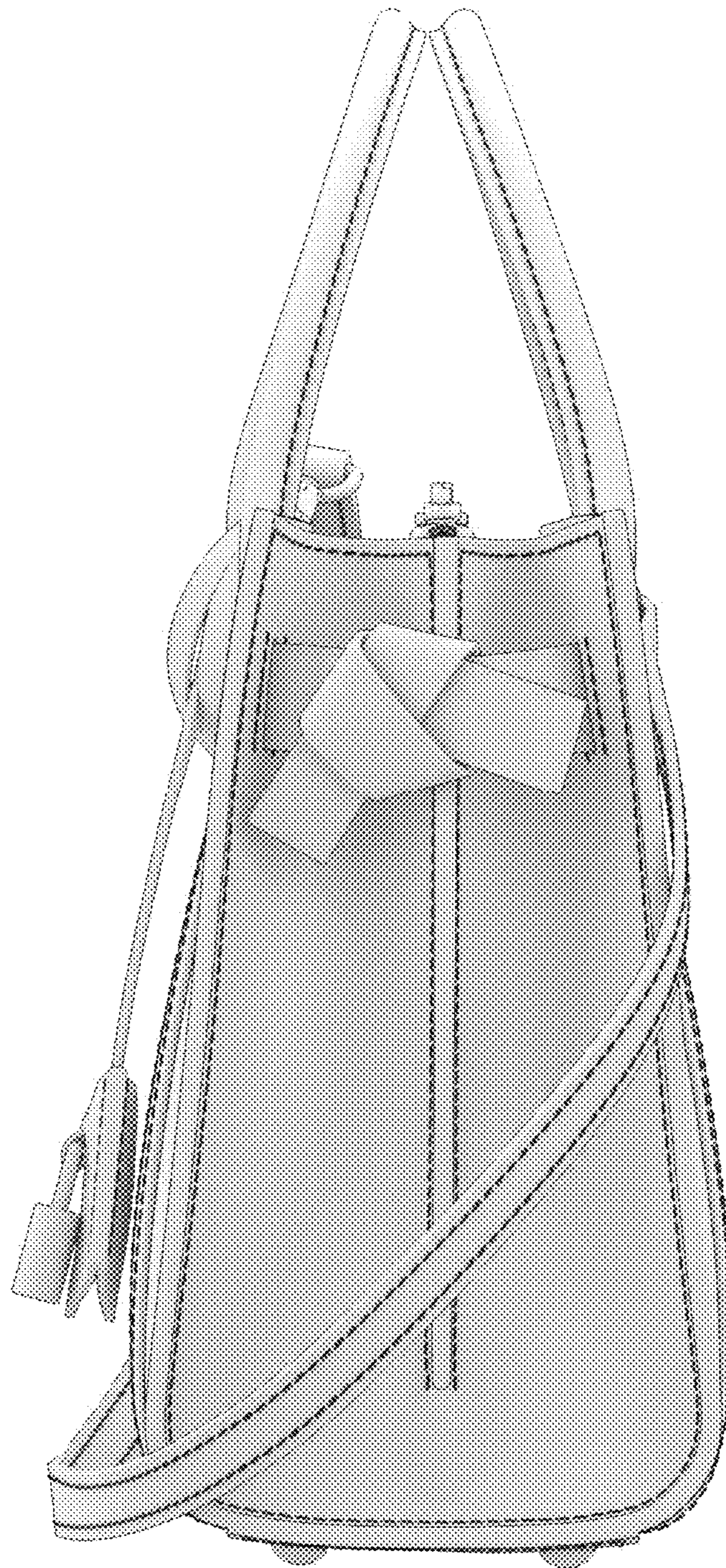


FIG. 7