



US00D824651S

(12) **United States Design Patent** (10) **Patent No.:** **US D824,651 S**
Greenhalgh (45) **Date of Patent:** **** Aug. 7, 2018**

- (54) **SHOE**
- (71) Applicant: **Reebok International Limited**, London (GB)
- (72) Inventor: **John S. Greenhalgh**, Foxboro, MA (US)
- (73) Assignee: **Reebok International Limited**, London (GB)
- (**) Term: **15 Years**
- (21) Appl. No.: **29/553,633**
- (22) Filed: **Feb. 3, 2016**

Related U.S. Application Data

- (62) Division of application No. 29/450,748, filed on Mar. 21, 2013, now Pat. No. Des. 748,904.
- (51) **LOC (11) Cl.** **02-04**
- (52) **U.S. Cl.**
USPC **D2/969**
- (58) **Field of Classification Search**
USPC D2/896, 902, 905, 906, 907, 908, 929, D2/943, 944, 945, 969, 972, 977; 36/83, 36/113, 114, 115, 126-131, 3 A, 45, 46.5, 36/57
CPC .. A43B 7/96; A43B 7/08; A43B 7/081; A43B 7/082; A43B 7/084; A43B 7/085; A43B 23/02; A43B 23/0205; A43B 23/021; A43B 23/0245; A43B 23/04; A43B 23/042; A43B 23/026; A43B 5/00; A43B 5/001; A43B 5/002; A43B 5/008; A43B 5/02; A43B 5/025; A43B 5/06; A43B 5/08; A43B 5/10; A43B 5/14

See application file for complete search history.

- (56) **References Cited**
U.S. PATENT DOCUMENTS
- 4,616,432 A 10/1986 Bunch et al.
- 4,785,558 A 11/1988 Shiomura
- D319,723 S * 9/1991 Greene D2/969
- D391,752 S * 3/1998 von Conta D2/969
- D401,047 S * 11/1998 Serna D2/969
- 6,910,288 B2 * 6/2005 Dua A43B 1/04
12/146 C
- D554,845 S * 11/2007 Caine D2/972
- D561,451 S 2/2008 Belley et al.
- D570,084 S 6/2008 Henderson
- D577,888 S 10/2008 Horne et al.
- D636,575 S 4/2011 Raysse
- D644,017 S * 8/2011 Yi D2/969
- D662,299 S 6/2012 Raysse
- D662,302 S 6/2012 Teng-Lee
- D677,874 S * 3/2013 Hardman D2/972

(Continued)

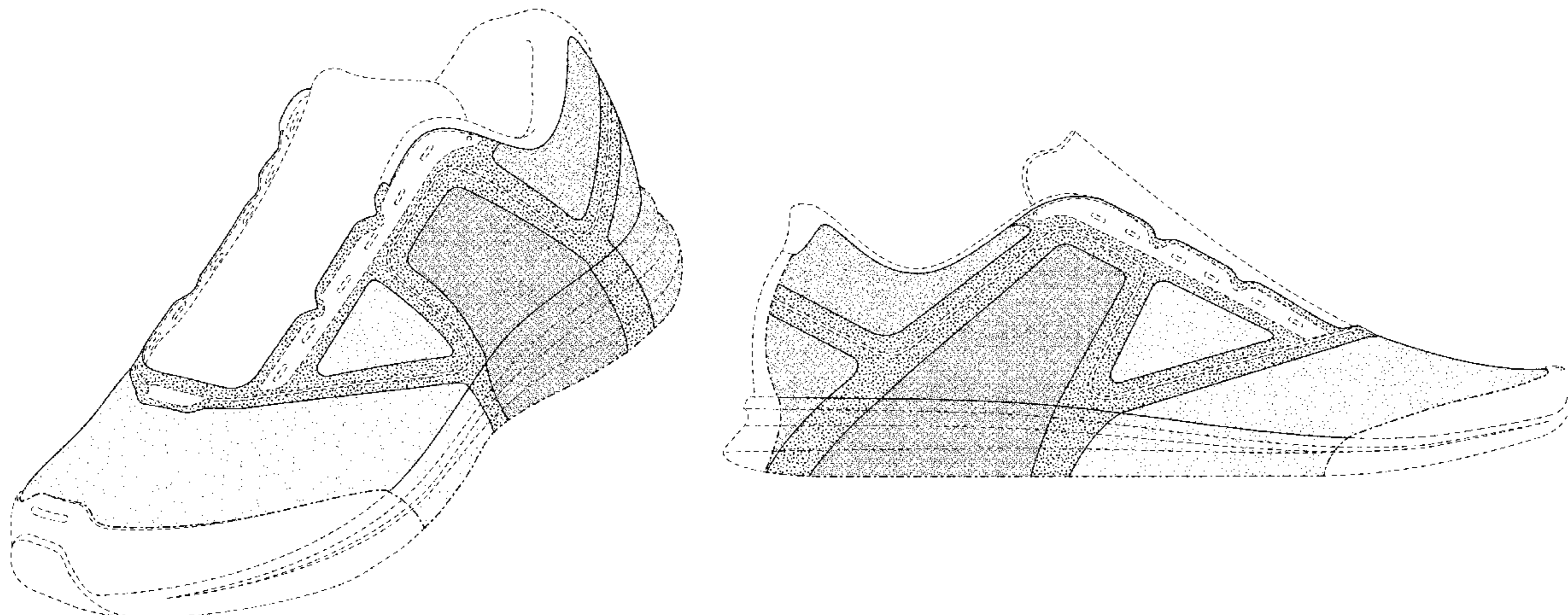
Primary Examiner — Elizabeth J Oswecki
(74) *Attorney, Agent, or Firm* — Sterne, Kessler, Goldstein & Fox P.L.L.C.

- (57) **CLAIM**
The ornamental design for a shoe, as shown and described.
- DESCRIPTION**

FIG. 1 is a top front perspective view of a shoe showing our new design;
 FIG. 2 is a left side view thereof;
 FIG. 3 is a right side view thereof;
 FIG. 4 is a top plan view thereof;
 FIG. 5 is a front view thereof; and,
 FIG. 6 is a rear view thereof.

The different stippling patterns represent a contrast in appearance of material. The surface areas showing the stippling pattern form a part of the claimed design. The dashed broken lines in the figures show portions of the shoe that form no part of the claimed design. The dot-dash broken lines in the figures show boundaries that form no part of the claimed design.

1 Claim, 5 Drawing Sheets



(56)

References Cited

U.S. PATENT DOCUMENTS

8,429,835	B2	4/2013	Dojan et al.	
D681,931	S	5/2013	Raysse	
D683,124	S *	5/2013	Raasch	D2/972
D687,218	S	8/2013	Teng-Lee	
D688,857	S	9/2013	Teng-Lee	
D701,384	S *	3/2014	Leleu	D2/972
D702,930	S	4/2014	Rademacher	
D702,931	S	4/2014	Raysse	
D707,939	S	7/2014	McCourt	
D707,940	S	7/2014	Lonigan	
D713,630	S	9/2014	Lonigan	
D722,760	S	2/2015	Lane	
D726,401	S	4/2015	Teeter	
D748,904	S *	2/2016	Greenhalgh	D2/969
D765,376	S *	9/2016	de Costa Pereira	
			Machado	D2/969
D789,068	S *	6/2017	Little	D2/972
D790,830	S *	7/2017	McCourt	D2/969
D792,694	S *	7/2017	Cin	D2/969
D793,689	S *	8/2017	McCourt	D2/969
D793,702	S *	8/2017	Parker	D2/972
D802,284	S *	11/2017	McCullagh	D2/972
D802,287	S *	11/2017	Gibson	D2/972

* cited by examiner

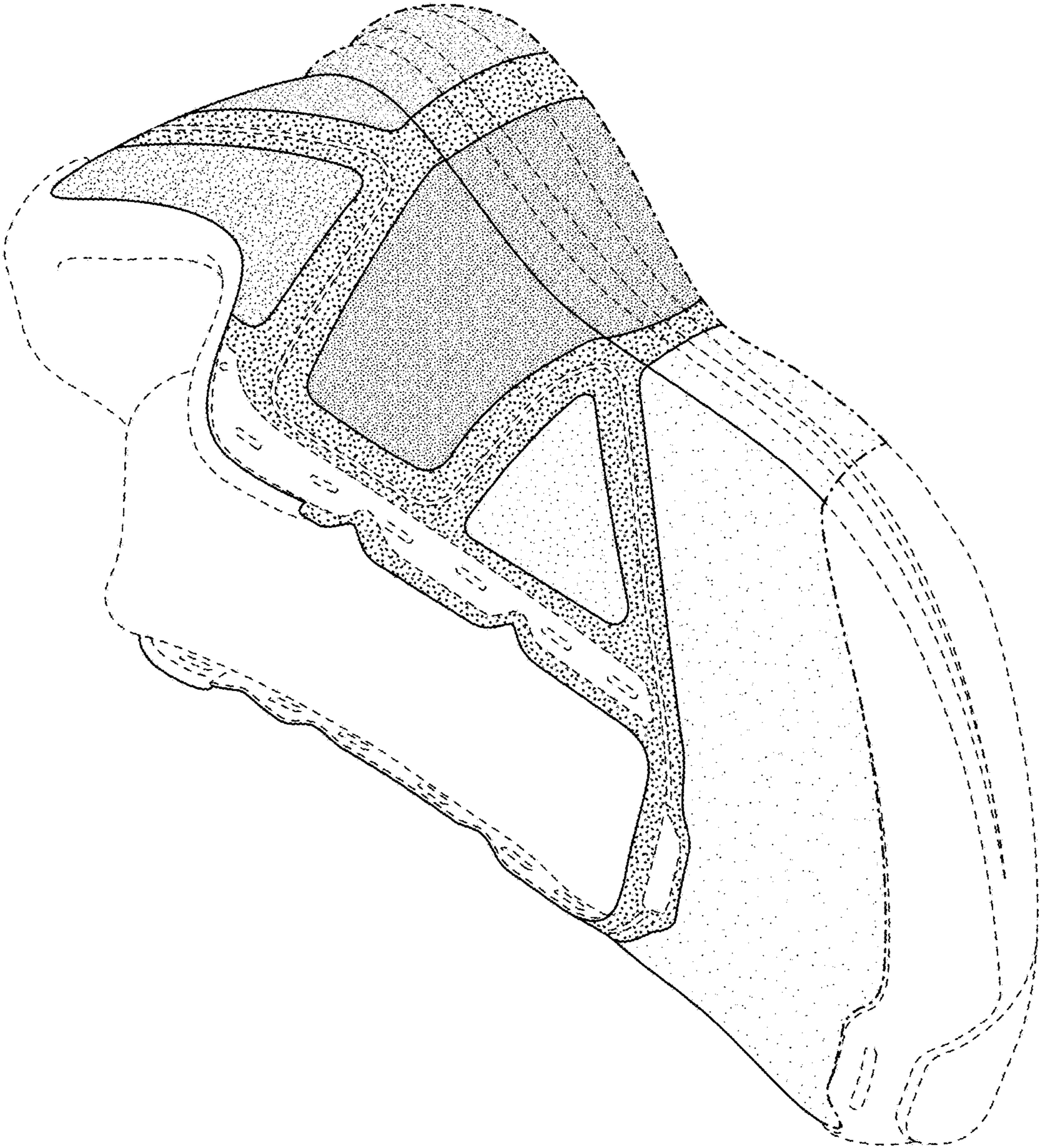


FIG. 1

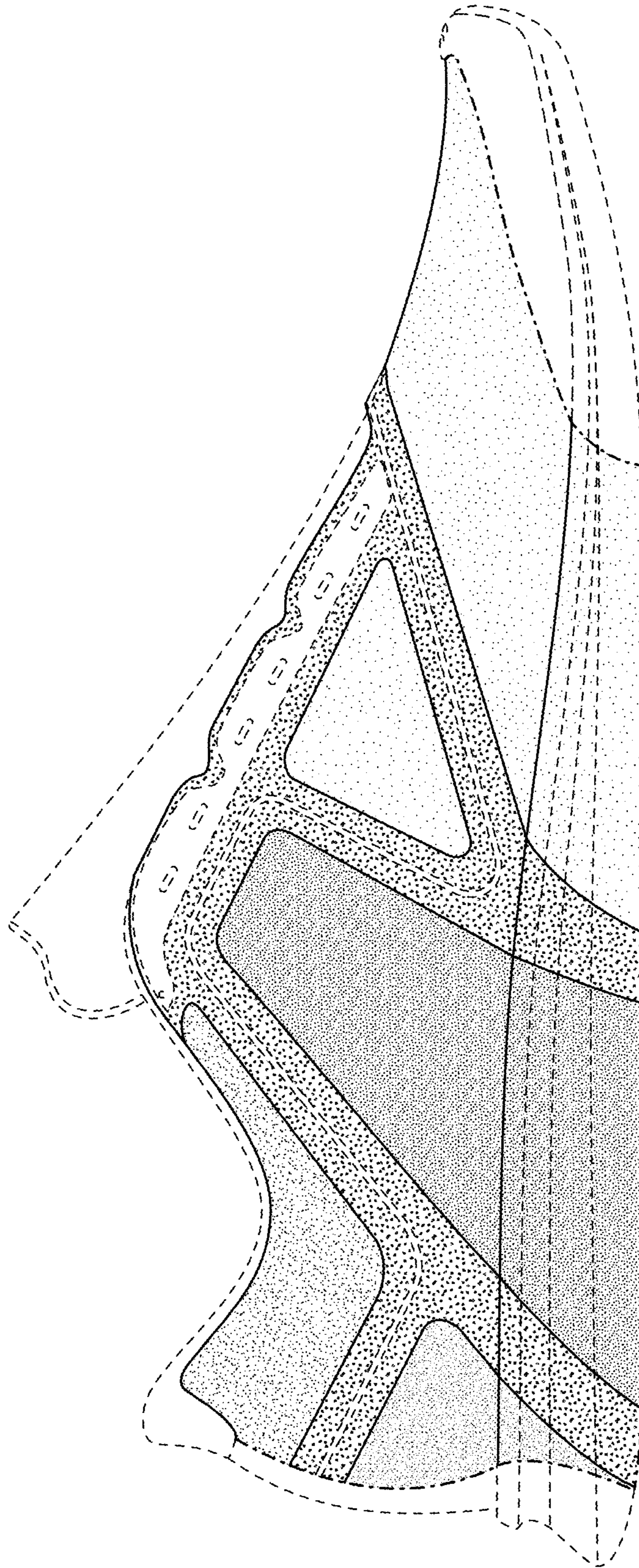


FIG. 2

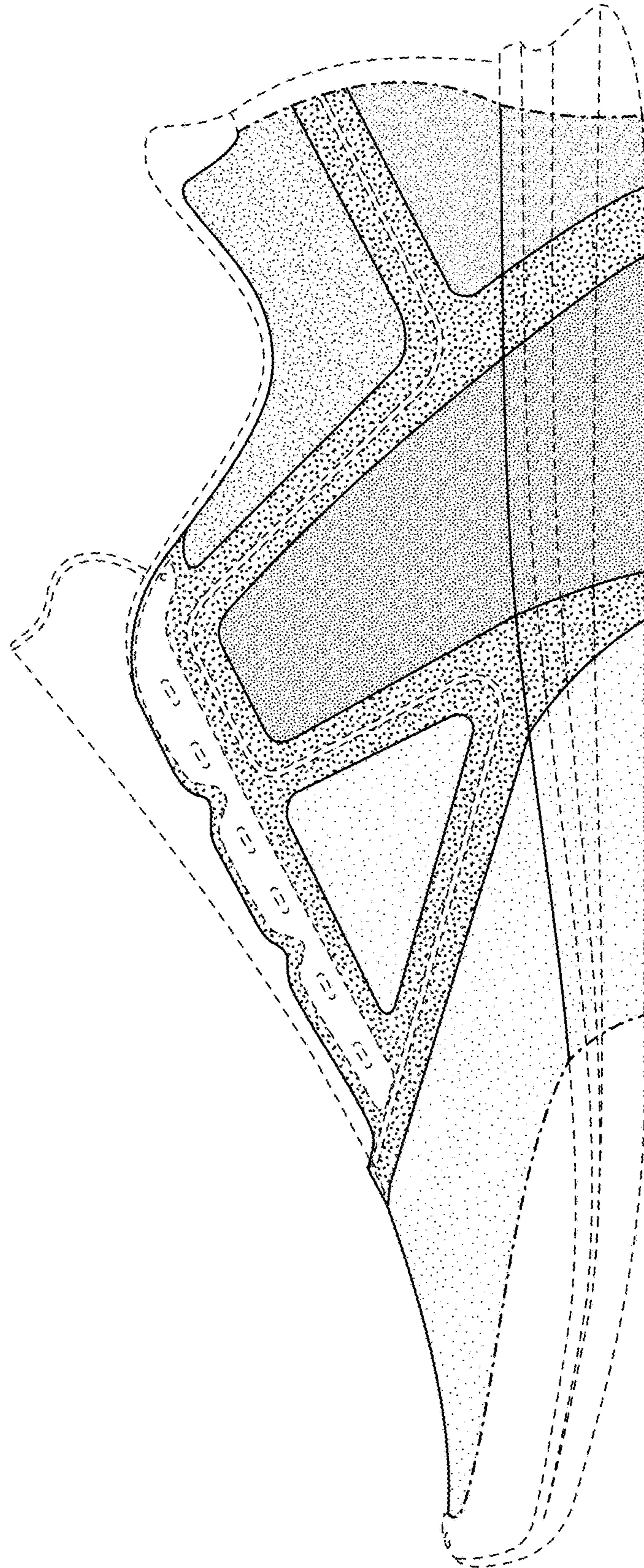


FIG. 3

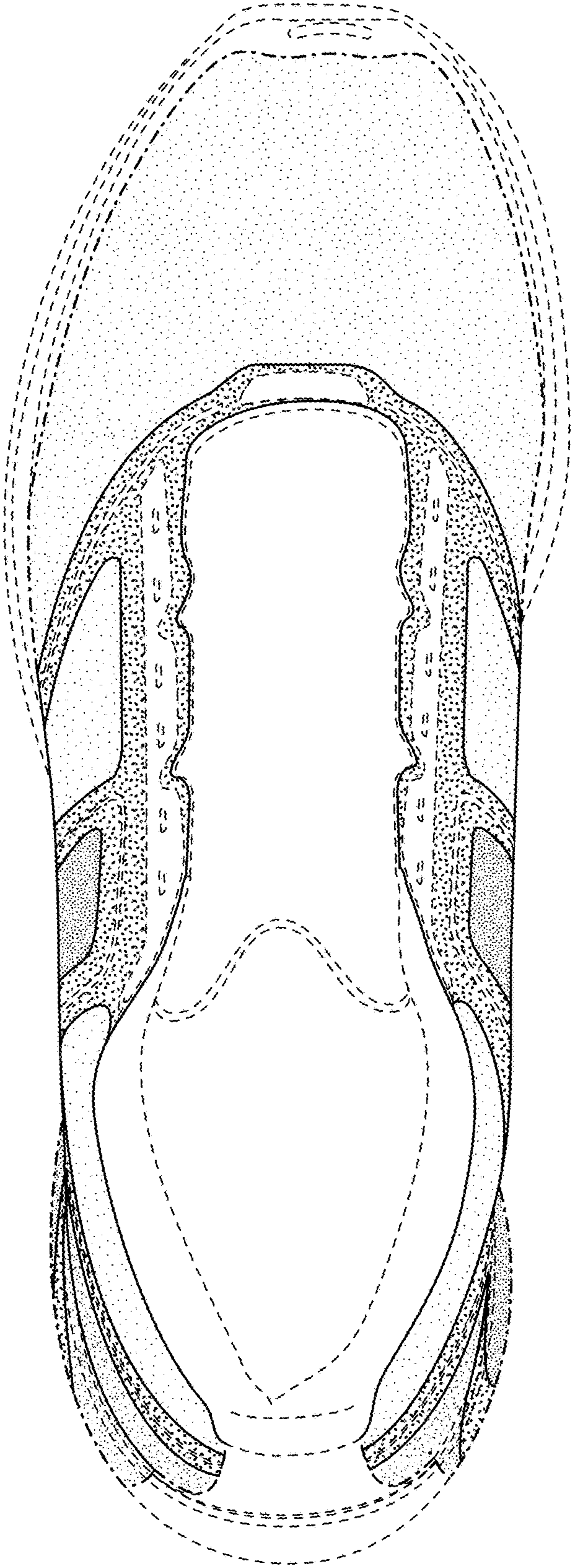


FIG. 4

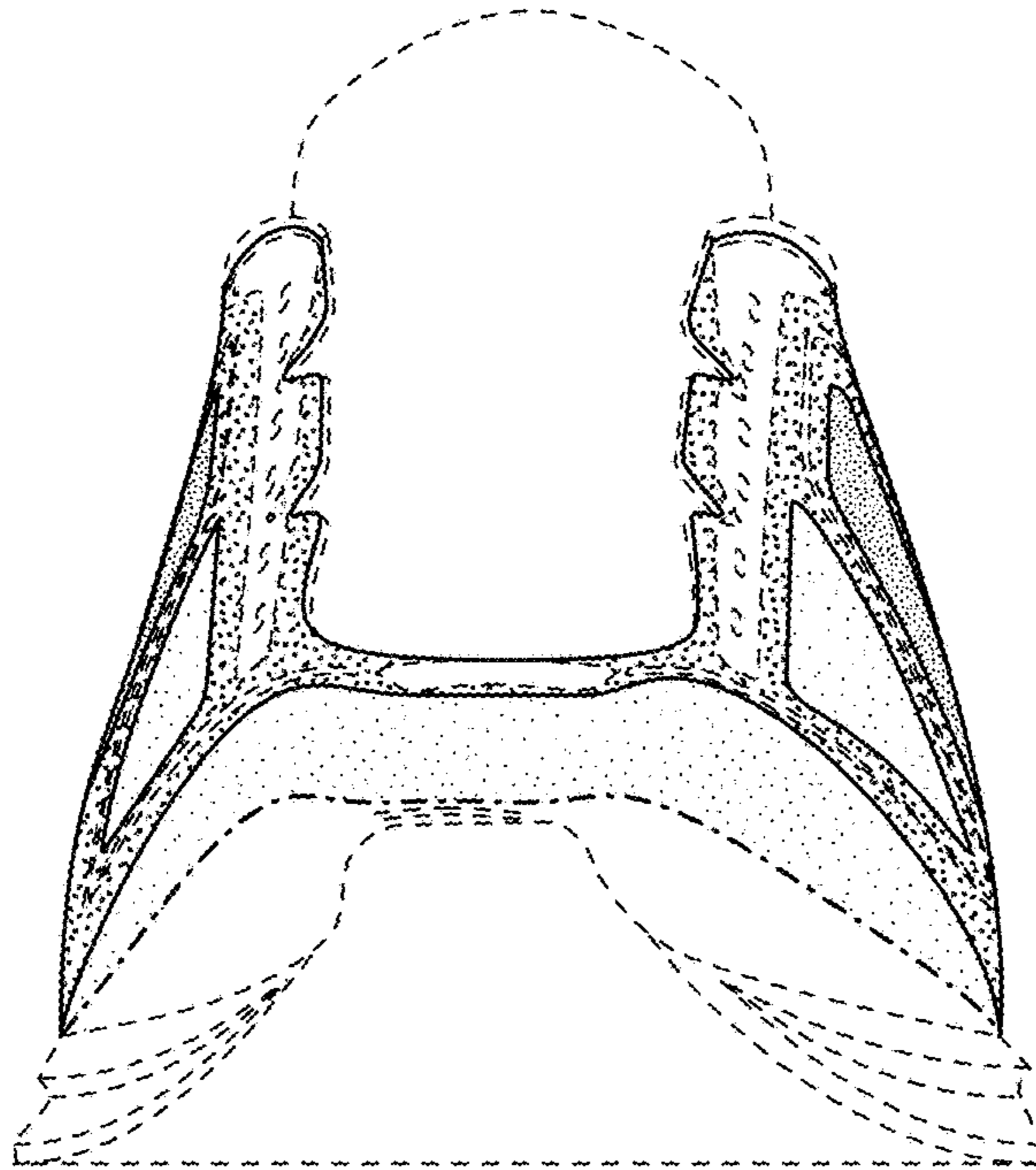


FIG. 5

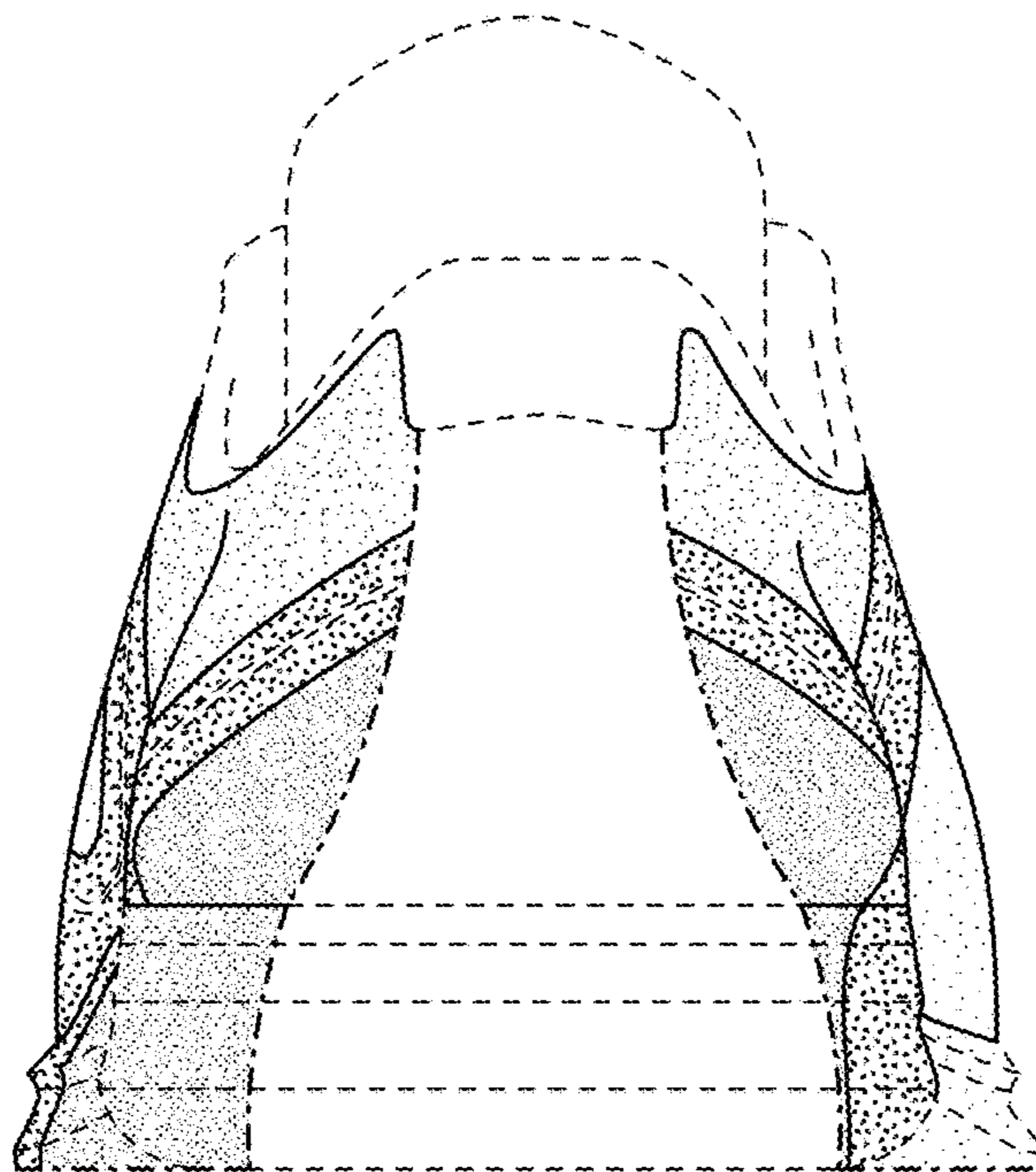


FIG. 6