



US00D824636S

(12) **United States Design Patent**
Colquhoun et al.

(10) **Patent No.:** **US D824,636 S**

(45) **Date of Patent:** **** Aug. 7, 2018**

(54) **FOOD PRODUCT**

(71) Applicant: **Mars, Incorporated**, McLean, VA (US)

(72) Inventors: **Duncan Colquhoun**, Bath (GB); **John Macdonald**, Bath (GB); **Matthew Wright**, Bath (GB)

(73) Assignee: **Mars, Incorporated**, McLean, VA (US)

(**) Term: **15 Years**

(21) Appl. No.: **29/587,458**

(22) Filed: **Dec. 13, 2016**

(51) **LOC (11) Cl.** **01-01**

(52) **U.S. Cl.**
USPC **D1/122**

(58) **Field of Classification Search**
USPC D1/100-130, 199; D7/504, 509, 555,
D7/566, 584-587, 602, 672, 601, 629;
D21/386, 493; D19/90, 91; 426/92, 94,
426/95, 99, 101, 138-139, 143, 279, 282,
426/283, 391, 514; D11/146, 151, 154;
D9/414, 433, 434, 455
CPC A21D 13/0025; A21D 13/0029; A21D
13/0074; A21D 13/0022; A21D 13/0006;
A23L 1/1641; A23L 1/005
See application file for complete search history.

(56) **References Cited**

U.S. PATENT DOCUMENTS

- 2,819,585 A * 1/1958 Binder A44C 5/08
59/79.3
- 3,610,512 A * 10/1971 Hermalin A47G 21/001
229/117
- D268,728 S * 4/1983 Poling D3/313

- D282,338 S * 1/1986 Putt D7/504
- D324,603 S * 3/1992 Cope D1/122
- D334,111 S * 3/1993 Yockey D7/504
- D350,671 S * 9/1994 Asner D7/504
- D387,109 S * 12/1997 Winans D21/680
- D515,881 S * 2/2006 Berger D7/631
- D523,701 S * 6/2006 Dodge D1/105
- D655,886 S * 3/2012 Kovich D1/122
- D741,654 S * 10/2015 Webb D7/504
- D770,243 S * 11/2016 Esquivel D7/504

* cited by examiner

Primary Examiner — Katie Jane Stofko

(74) *Attorney, Agent, or Firm* — Greenberg Traurig, LLP

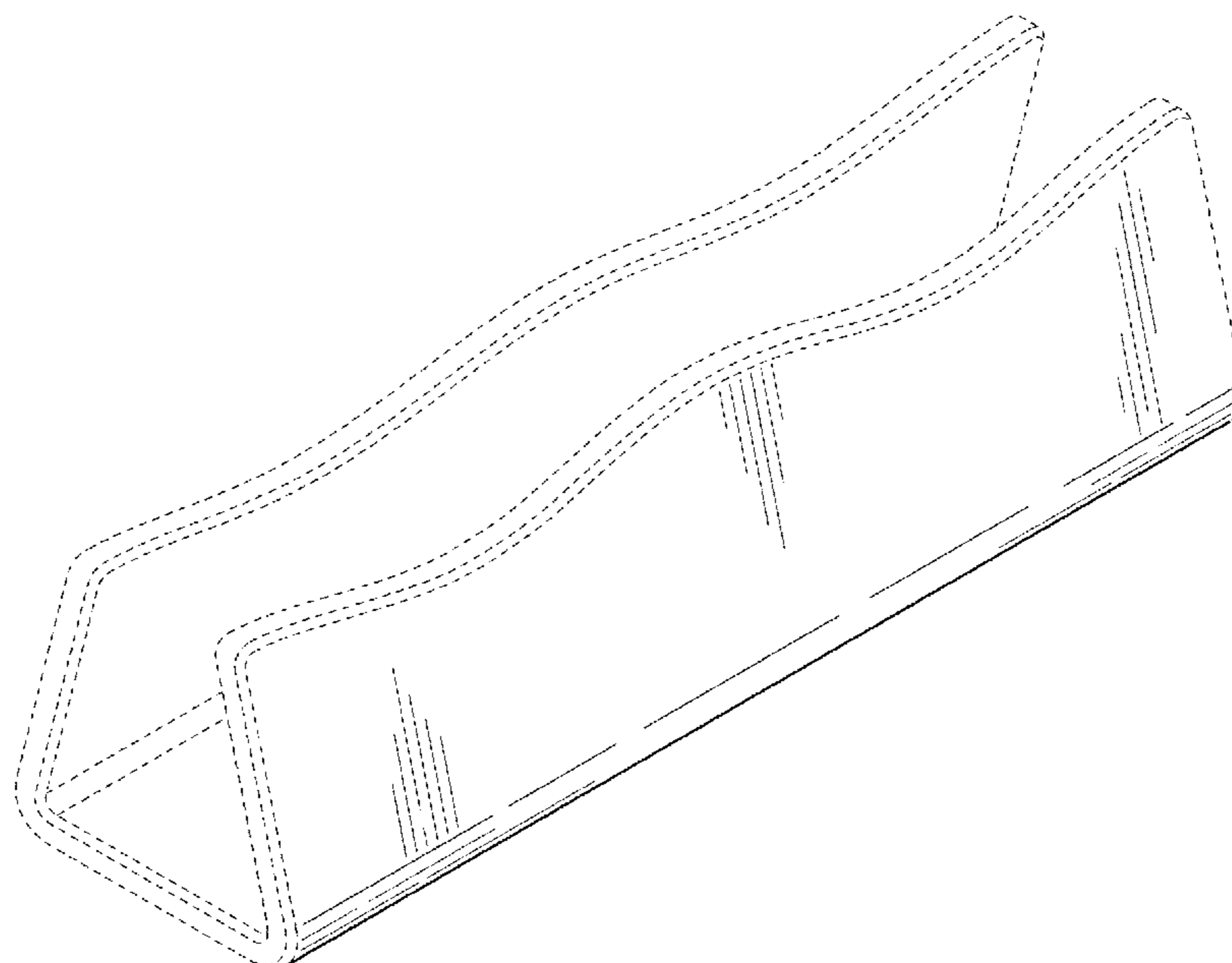
(57) **CLAIM**

The ornamental design for a food product, as shown and described.

DESCRIPTION

FIG. 1 is a front right perspective view of a food product showing my new design;
 FIG. 2 is a front elevation view of the food product shown in FIG. 1;
 FIG. 3 is a rear elevation view of the food product shown in FIG. 1;
 FIG. 4 is a left side elevation view of the food product shown in FIG. 1;
 FIG. 5 is a right side elevation view of the food product shown in FIG. 1;
 FIG. 6 is a top plan view of the food product shown in FIG. 1; and,
 FIG. 7 is a bottom plan view of the food product shown in FIG. 1.
 The broken lines in FIGS. 1-7 illustrate portions of the food product that form no part of the claimed design.

1 Claim, 2 Drawing Sheets



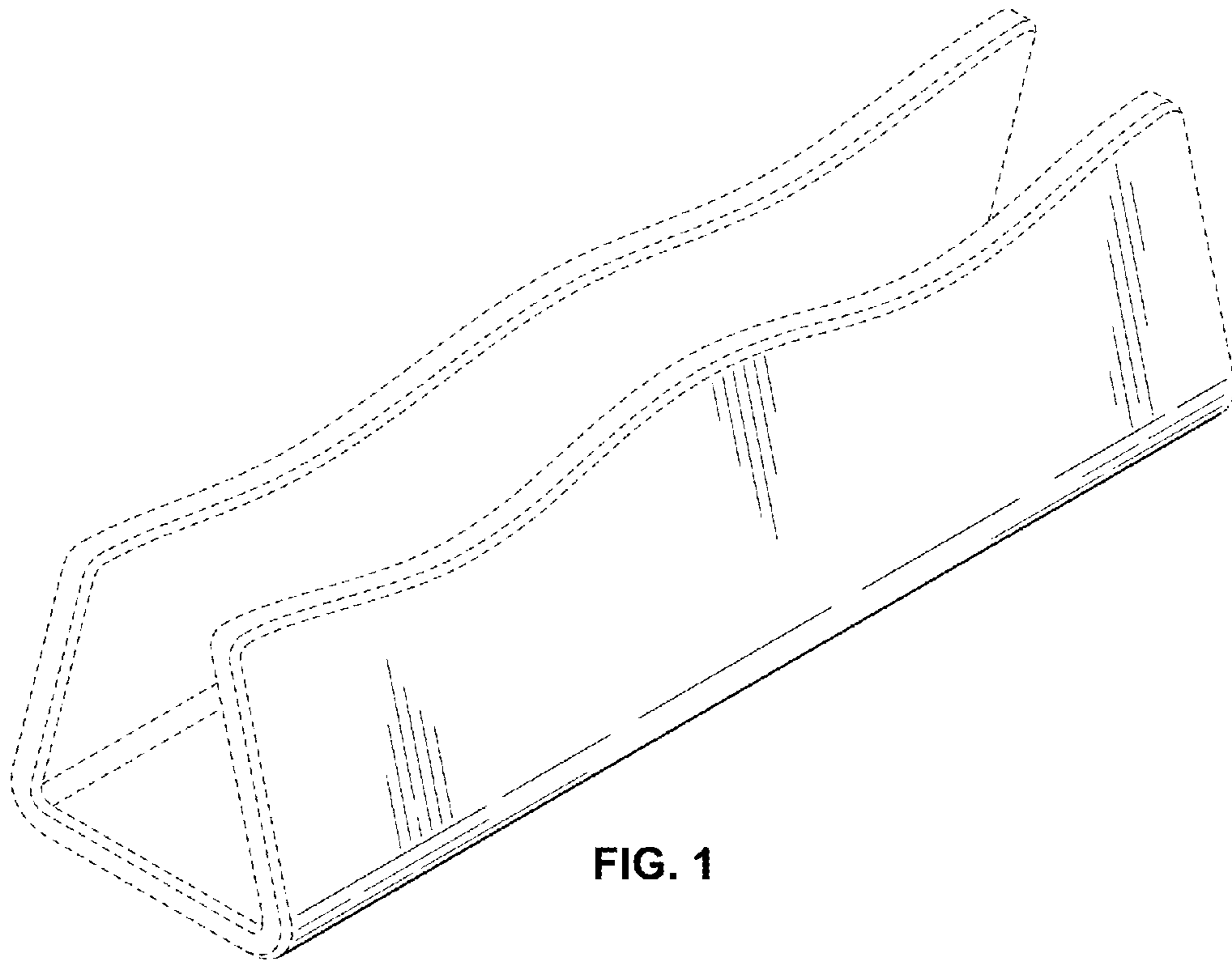


FIG. 1

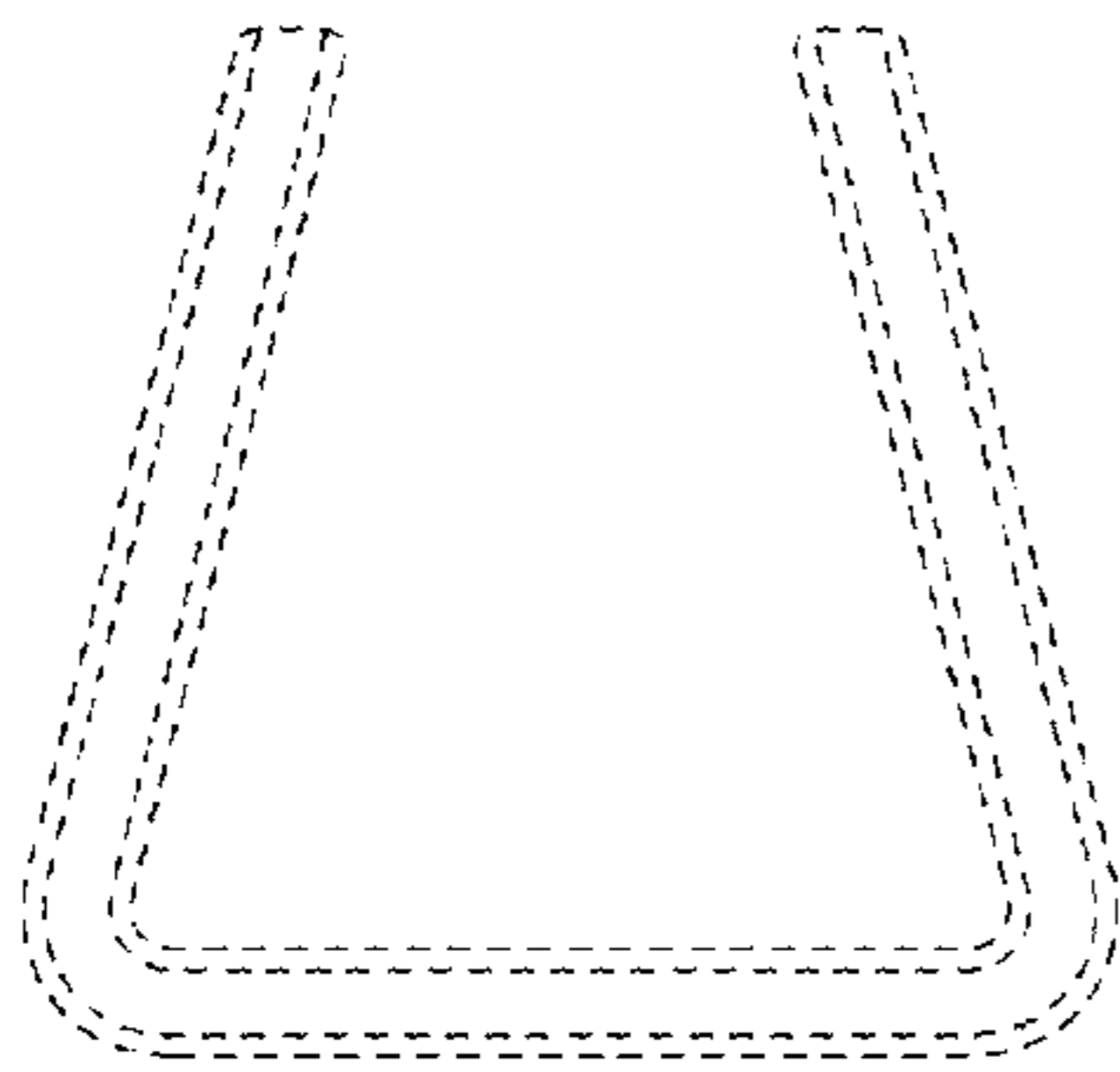


FIG. 2

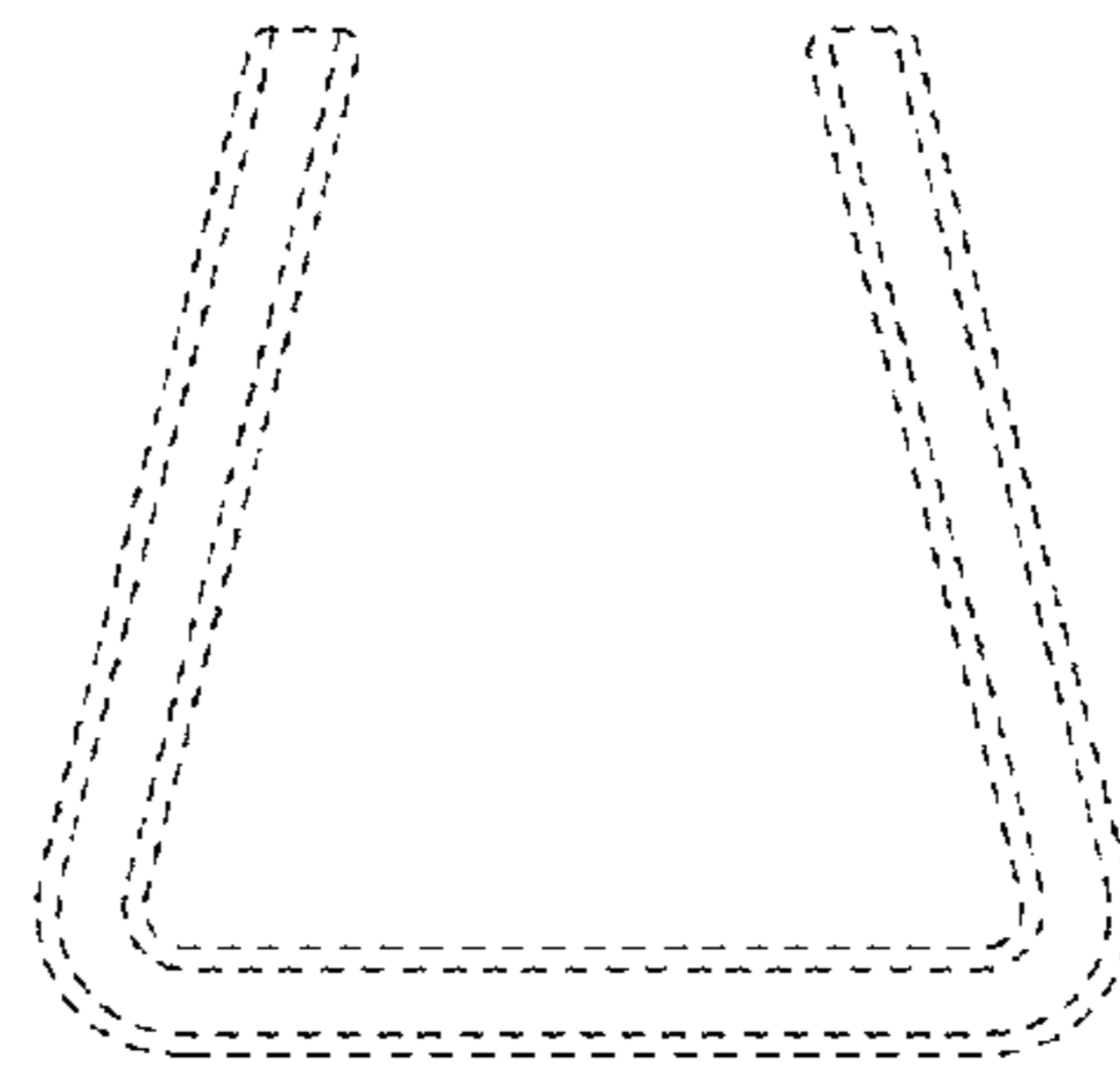


FIG. 3

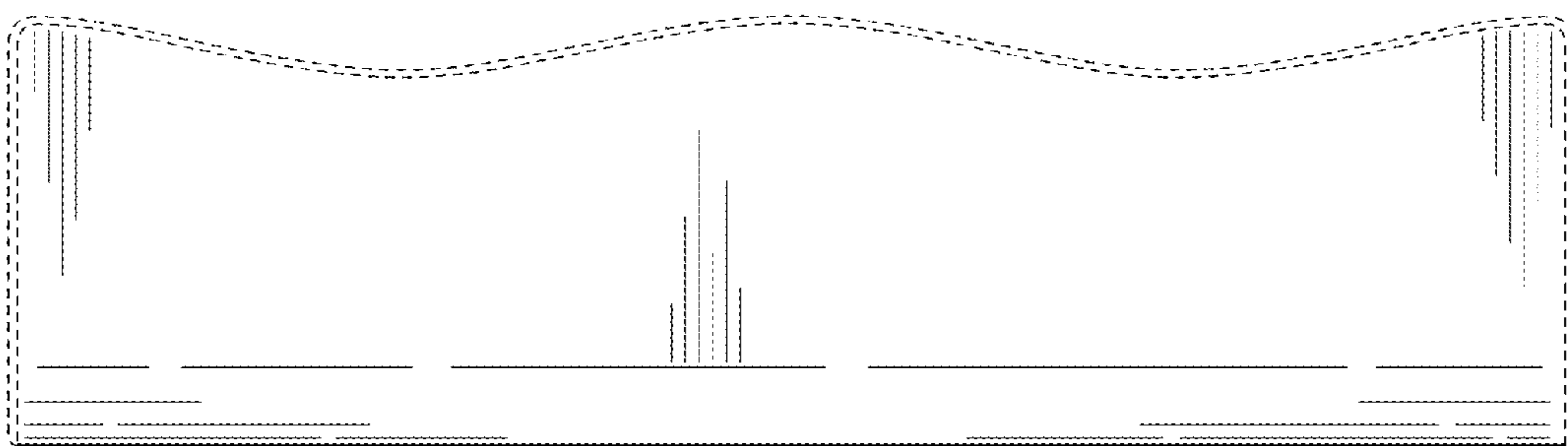


FIG. 4

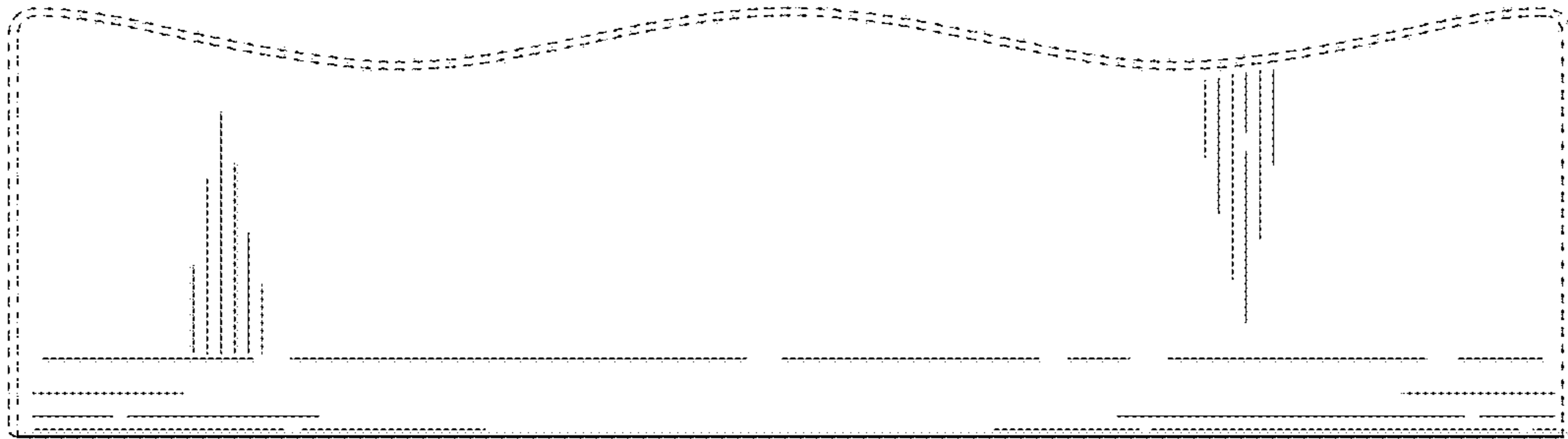


FIG. 5




FIG. 6




FIG. 7