



US00D824621S

(12) **United States Design Patent**  
**Duvigneau**

(10) **Patent No.:** **US D824,621 S**  
(45) **Date of Patent:** **\*\* Jul. 31, 2018**

(54) **HAMPER WITH LID**

(71) Applicant: **CURVER Luxembourg Sarl,**  
Neidercorn (LU)

(72) Inventor: **Nikolai Duvigneau, Zichron Yaacov**  
(IL)

(73) Assignee: **CURVER LUXEMBOURG SARL,**  
Neidercorn (LU)

(\*\*) Term: **15 Years**

(21) Appl. No.: **29/564,751**

(22) Filed: **May 16, 2016**

(30) **Foreign Application Priority Data**

Nov. 16, 2015 (IL) ..... 57643

(51) **LOC (11) Cl.** ..... **09-04**

(52) **U.S. Cl.**  
USPC ..... **D32/37**

(58) **Field of Classification Search**  
USPC ..... D32/35, 37, 53; D3/201, 304, 305, 306,  
D3/307, 308, 309, 312, 314; D6/315,  
D6/331, 657, 659, 663, 664, 667, 675,  
D6/677, 683, 686; D9/420, 423, 501,  
D9/503, 517, 633, 721, 738, 742, 772  
CPC ..... D06F 95/002; D06F 95/004; A45C 7/00;  
A45C 3/00; A45C 3/04; A45C 3/002;  
A45C 2003/002  
See application file for complete search history.

(56) **References Cited**

**U.S. PATENT DOCUMENTS**

5,356,024 A \* 10/1994 Ho ..... B65D 9/10  
220/666  
D353,237 S \* 12/1994 Banker ..... D32/37

D440,722 S \* 4/2001 Walker ..... D32/37  
D457,280 S \* 5/2002 Sofy ..... D32/37  
D589,664 S \* 3/2009 Simas ..... D32/37  
D643,583 S \* 8/2011 Duvigneau ..... D32/37  
D691,341 S \* 10/2013 Barre ..... D32/37  
D706,507 S \* 6/2014 Duvigneau ..... D32/37  
D706,508 S \* 6/2014 Duvigneau ..... D32/37

\* cited by examiner

*Primary Examiner* — Michelle E Wilson

(74) *Attorney, Agent, or Firm* — Dorsey & Whitney LLP

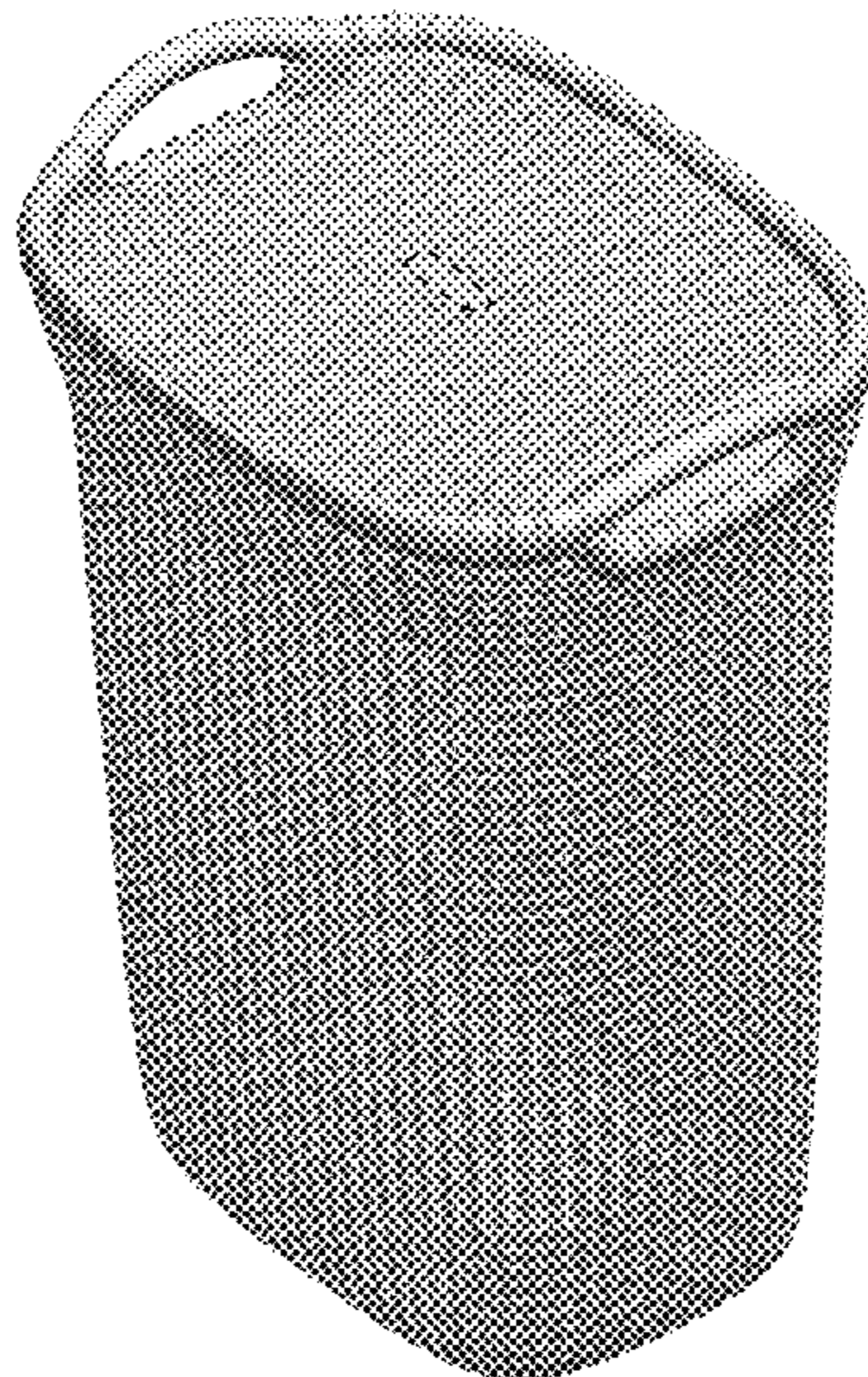
(57) **CLAIM**

The ornamental design for hamper with lid, as shown and described.

**DESCRIPTION**

FIG. 1 is a top perspective view of a hamper with lid at a closed position, showing a new design;  
FIG. 2 is a top perspective view of the hamper with lid shown in FIG. 1, at an opened position;  
FIG. 3 is a front view of the hamper with lid shown in FIG. 1, at a closed position;  
FIG. 4 is a rear view of the hamper with lid shown in FIG. 1, at a closed position;  
FIG. 5 is a right side view of the hamper with lid shown in FIG. 1, at a closed position; left side view being a mirror image;  
FIG. 6 is a top view of the hamper with lid shown in FIG. 1, at a closed position; and,  
FIG. 7 is a bottom view of the hamper with lid shown in FIG. 1, at a closed position.  
The broken lines illustrate portions of the hamper with lid that form no part of the claimed design.

**1 Claim, 7 Drawing Sheets**






FIG. 1




FIG. 2




FIG. 3




FIG. 4




FIG. 5




FIG. 6




FIG. 7