



US00D824600S

(12) **United States Design Patent** (10) **Patent No.:** **US D824,600 S**  
**Barber et al.** (45) **Date of Patent:** **\*\* Jul. 31, 2018**

(54) **ULNAR PROTECTOR**

CPC ..... A41D 13/015; A41D 13/0543; A63B  
71/1225  
See application file for complete search history.

(71) Applicant: **Ansell Limited**, Richmond, Victoria  
(AU)

(56) **References Cited**

(72) Inventors: **Jennifer Barber**, Simi Valley, CA  
(US); **Adam Weintraub**, Calabasas, CA  
(US); **Noel Muldowney**, County  
Kildare (IE); **Michael Lawler**, County  
Kildare (IE); **Fernando DeGuzman**,  
Palmdale, CA (US)

U.S. PATENT DOCUMENTS

2,550,461 A 4/1951 Fick  
7,647,651 B2 \* 1/2010 Contant ..... A41D 13/0512  
2/459  
D671,690 S \* 11/2012 Brady et al. .... D24/190  
D755,398 S \* 5/2016 Devito ..... D29/120.1

\* cited by examiner

(73) Assignee: **Ansell Limited**, Victoria (AU)

*Primary Examiner* — Randall H Gholson  
(74) *Attorney, Agent, or Firm* — Moser Taboada

(\*\*) Term: **15 Years**

(57) **CLAIM**

The ornamental design for an ulnar protector, as shown and described.

(21) Appl. No.: **29/598,970**

**DESCRIPTION**

(22) Filed: **Mar. 30, 2017**

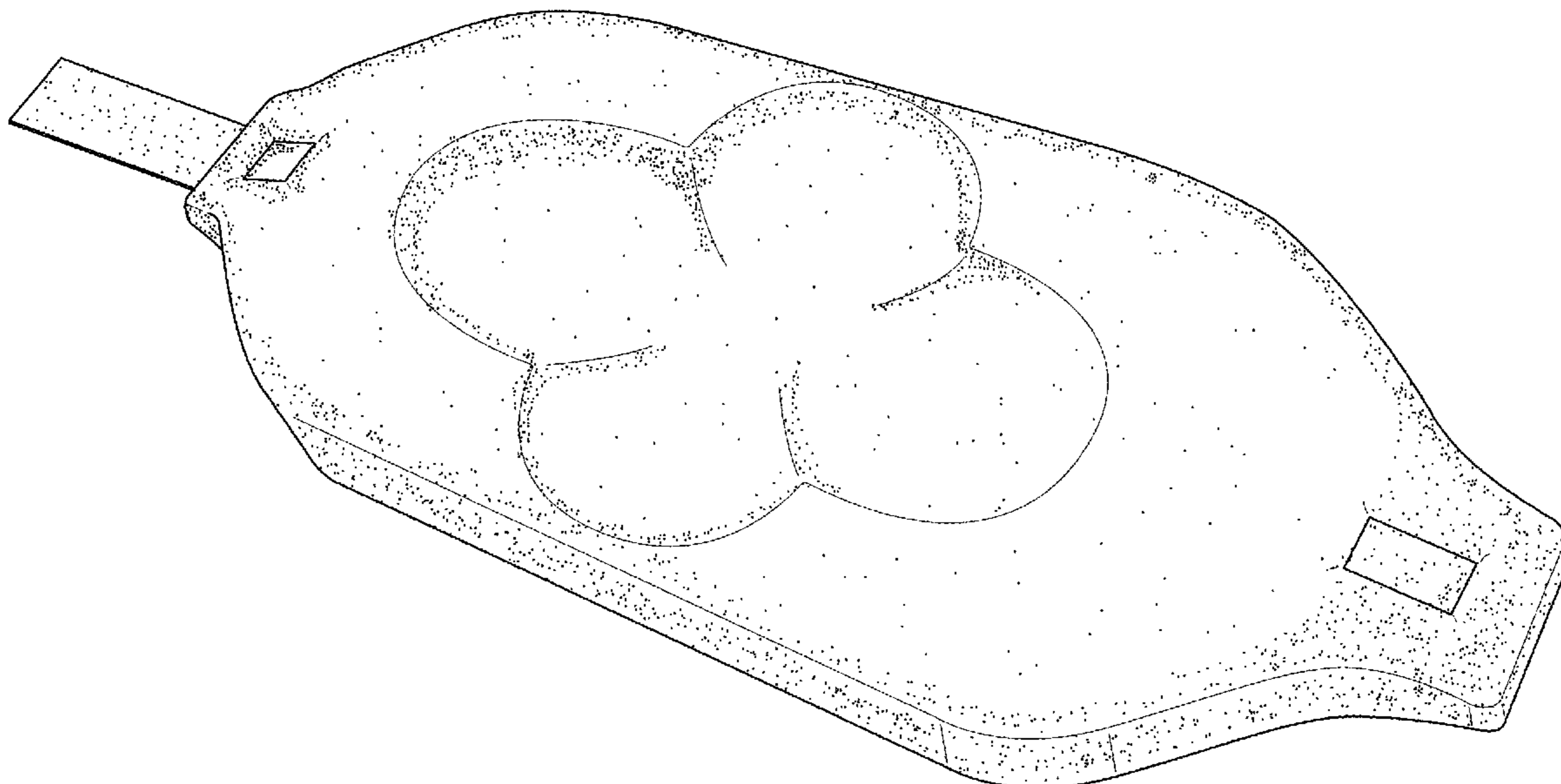
FIG. 1 is a perspective view of an ulnar protector embodying the new design;  
FIG. 2 is a front plan view of the ulnar protector embodying the new design;  
FIG. 3 is a rear plan view of the ulnar protector embodying the new design;  
FIG. 4 is a left plan view of the ulnar protector embodying the new design;  
FIG. 5 is a right plan view of the ulnar protector embodying the new design;  
FIG. 6 is a top plan view of the ulnar protector embodying the new design; and,  
FIG. 7 is a bottom plan view of the ulnar protector embodying the new design.

(51) **LOC (11) Cl.** ..... **29-02**

(52) **U.S. Cl.**  
USPC ..... **D29/120.1**

(58) **Field of Classification Search**  
USPC ..... D29/101.1, 101.3, 101.4, 101.5, 100,  
D29/120.1, 121.1; 428/51, 131, 196;  
D5/47, 54, 55, 56, 57; D6/582; D32/40;  
442/327, 394; 451/523, 533, 537, 539;  
D8/90

**1 Claim, 6 Drawing Sheets**



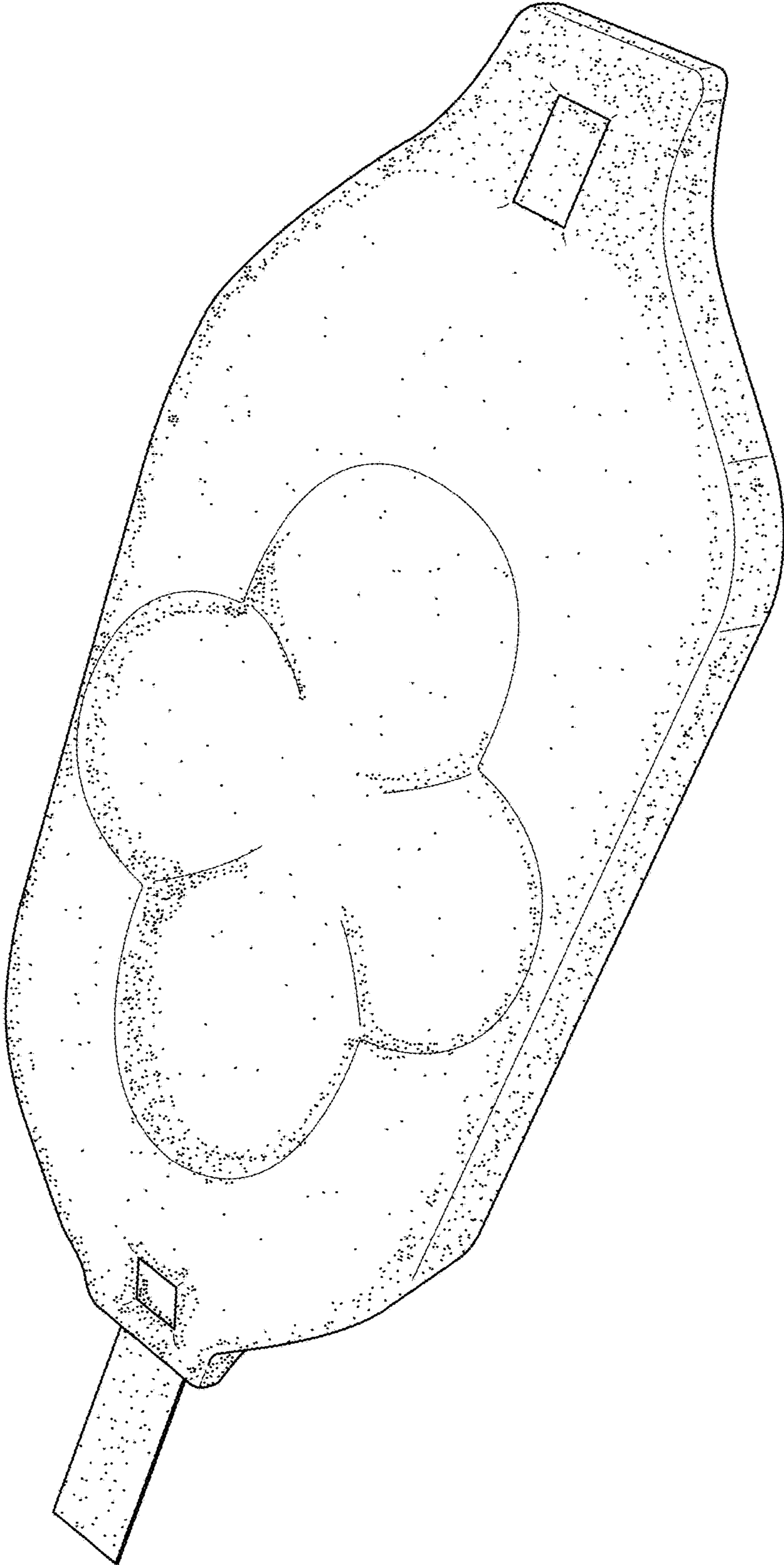


FIG. 1

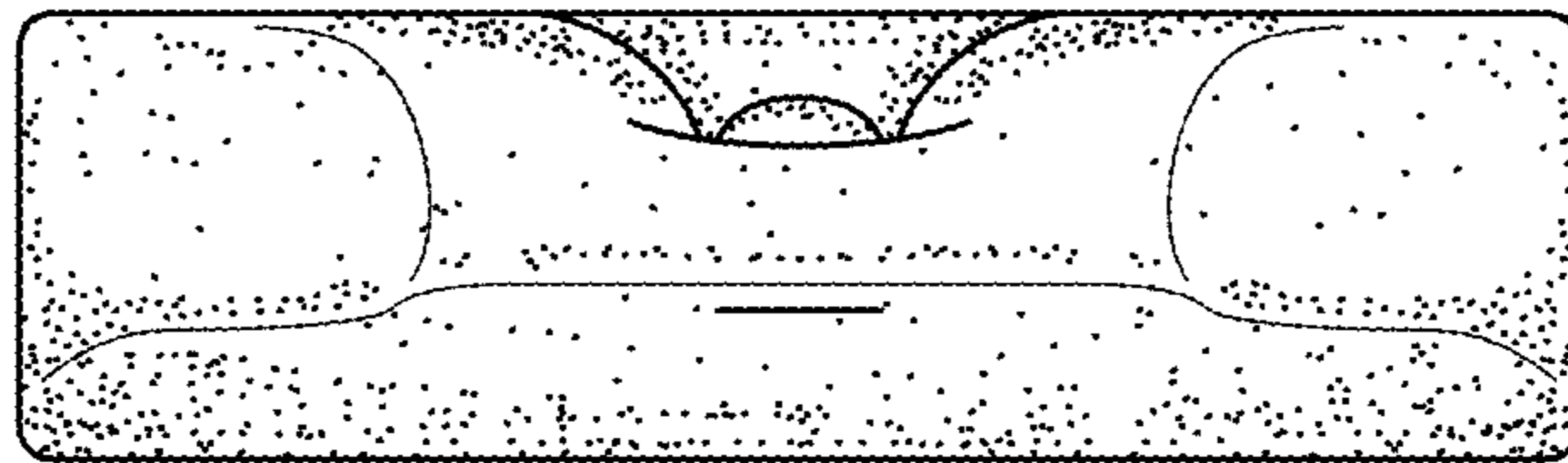


FIG. 2

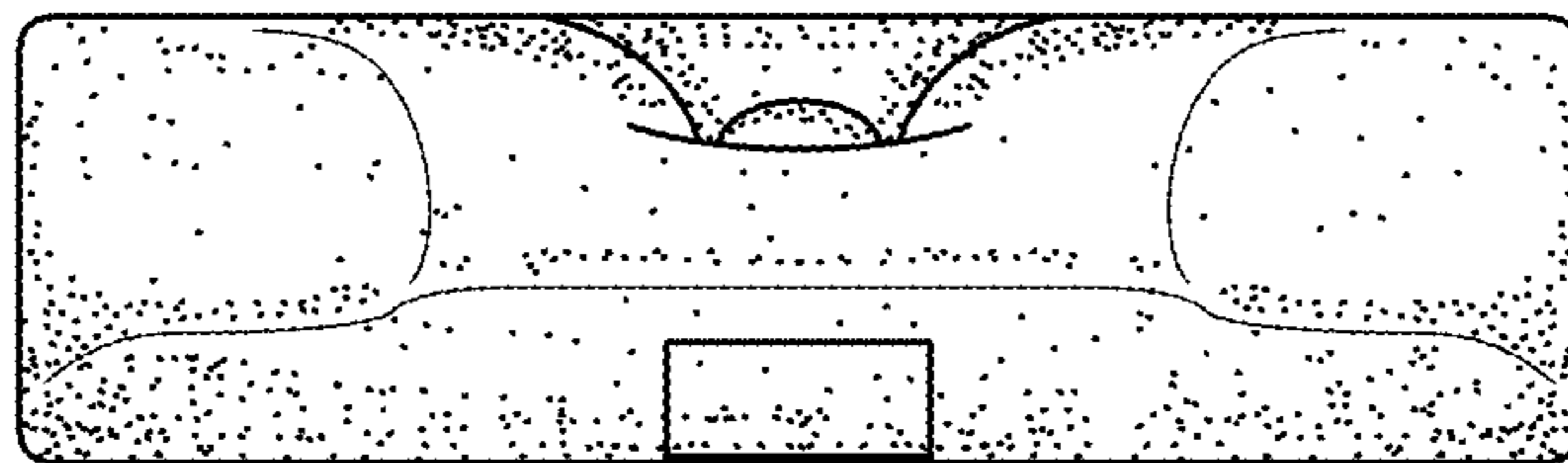


FIG. 3

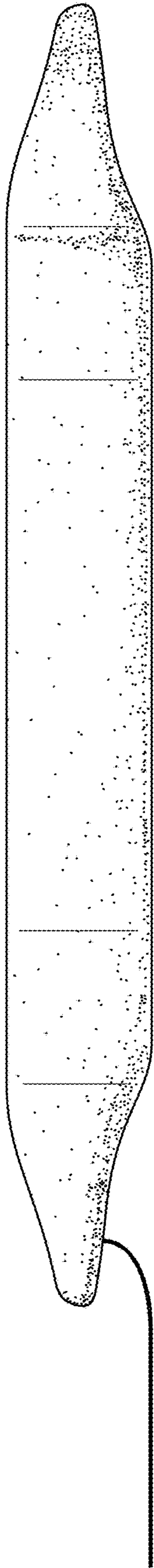


FIG. 4

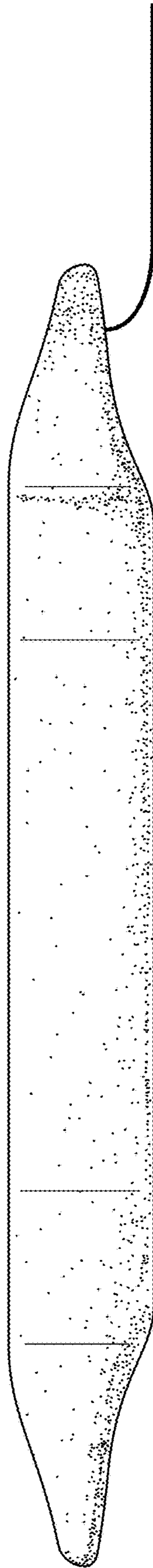


FIG. 5



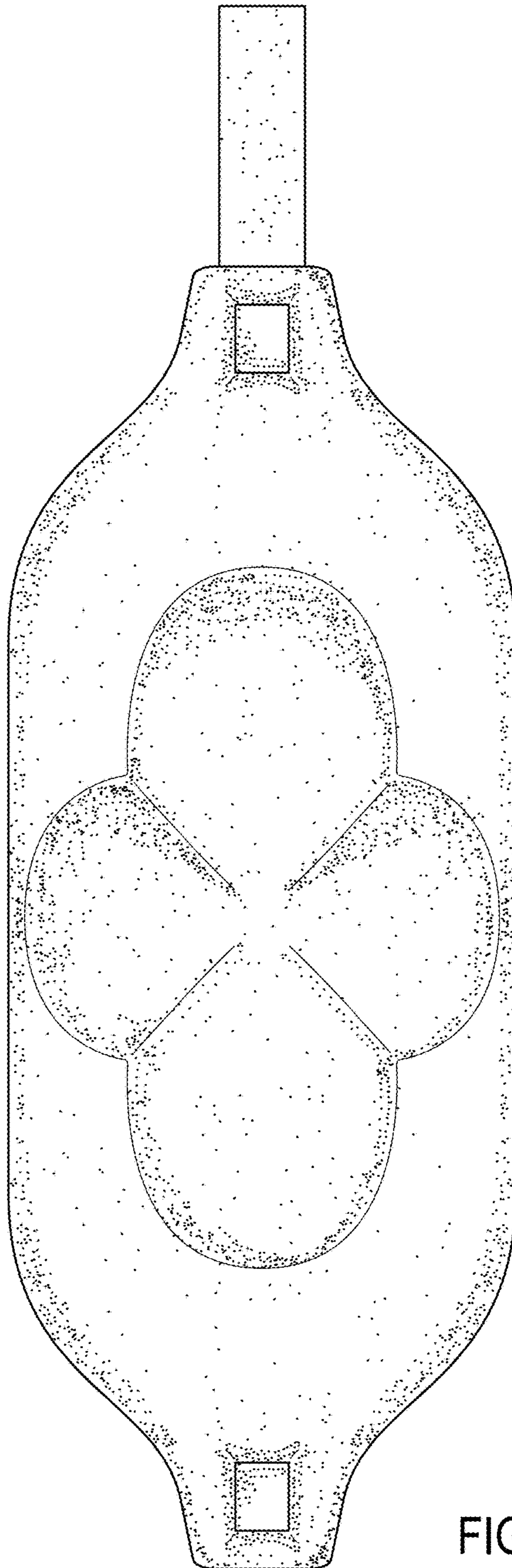


FIG. 6




FIG. 7