

US00D824580S

(12) **United States Design Patent** (10) **Patent No.:** **US D824,580 S**  
**Hu** (45) **Date of Patent:** **\*\* Jul. 31, 2018**

(54) **TABLE LAMP**

(71) Applicant: **MPOW TECHNOLOGY CO., LIMITED**, Hong Kong (HK)

(72) Inventor: **Zaihui Hu**, Shenzhen (CN)

(73) Assignee: **MPOW TECHNOLOGY CO., LIMITED**, Hong Kong (HK)

(\*\*) Term: **15 Years**

(21) Appl. No.: **29/643,811**

(22) Filed: **Apr. 12, 2018**

(51) **LOC (11) Cl.** ..... **26-03**

(52) **U.S. Cl.**  
USPC ..... **D26/107**; D26/60

(58) **Field of Classification Search**  
USPC ..... D26/1, 24, 61, 62, 72, 93, 106, 118, 60, D26/107  
CPC .... F21S 6/00; F21S 6/002; F21S 6/003; F21S 6/004; F21S 6/005; F21S 6/006; F21S 6/007; F21V 21/02; F21V 21/088; F21W 2121/00; F21W 2131/30  
See application file for complete search history.

(56) **References Cited**

**U.S. PATENT DOCUMENTS**

D590,533 S 4/2009 Li  
D728,845 S \* 5/2015 Huang ..... D26/107  
D788,961 S \* 6/2017 Edgar ..... D26/60  
D790,750 S \* 6/2017 Xiao ..... D26/107

**FOREIGN PATENT DOCUMENTS**

EM 004493088-0001 11/2017

**OTHER PUBLICATIONS**

KEDSUM LED Clip on Light with 5 Lighting Modes and 5 Level Dimmer, Desk Lamp with Touch Control Panel, Flexible Clip Light with Gooseneck, 7 Watt (Black), [https://www.amazon.com/KEDSUM-Lighting-Control-Flexible-Gooseneck/dp/B016KELUAI/ref=sr\\_1\\_1?ie=UTF8&qid=1523417762&sr=8-1&keywords=B016KELUAI,KEDSUM](https://www.amazon.com/KEDSUM-Lighting-Control-Flexible-Gooseneck/dp/B016KELUAI/ref=sr_1_1?ie=UTF8&qid=1523417762&sr=8-1&keywords=B016KELUAI,KEDSUM).  
LED Desk Lamp, LIFU Table Lamp 2 Color 3 Brightness Level Reading Lamps Flexible Neck Touch Sensitive Bedside Lamp Rechargeable Clip-on Eye-care Light for Office, Home, Reading, Study, Work, Bedroom, <https://www.amazon.co.uk/dp/B06XQF85D7>, LIFU.

\* cited by examiner

*Primary Examiner* — Brian N Vinson

(74) *Attorney, Agent, or Firm* — JCIPRNET

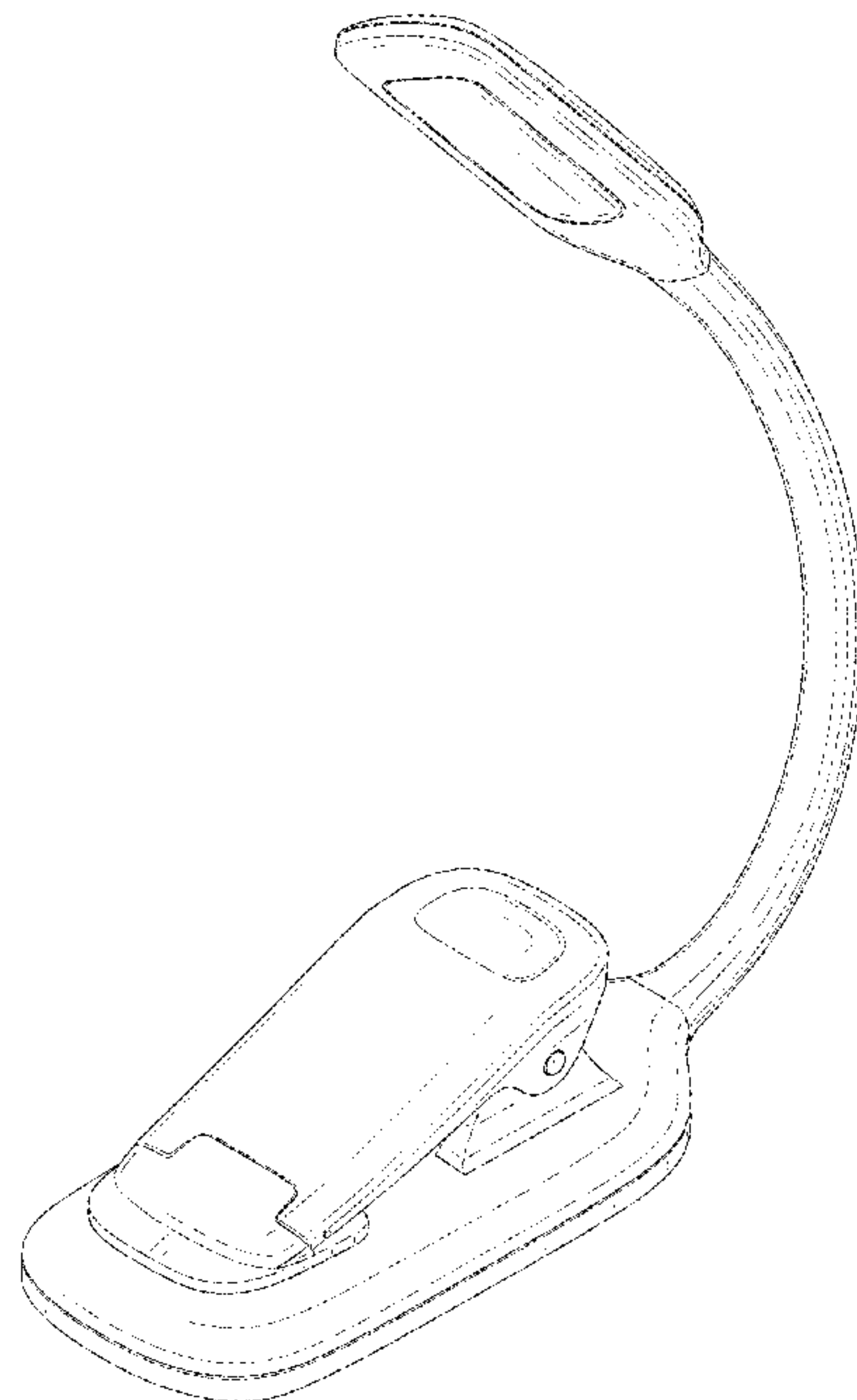
(57) **CLAIM**

The ornamental design for a table lamp, as shown and described.

**DESCRIPTION**

FIG. 1 is a perspective view of a table lamp showing our new design;  
FIG. 2 is a front view thereof;  
FIG. 3 is a rear view thereof;  
FIG. 4 is a left side view thereof;  
FIG. 5 is a right side view thereof;  
FIG. 6 is a top view thereof; and,  
FIG. 7 is a bottom view thereof.  
The broken line disclosure represents portions of the table lamp which forms no part of the claimed design.

**1 Claim, 7 Drawing Sheets**



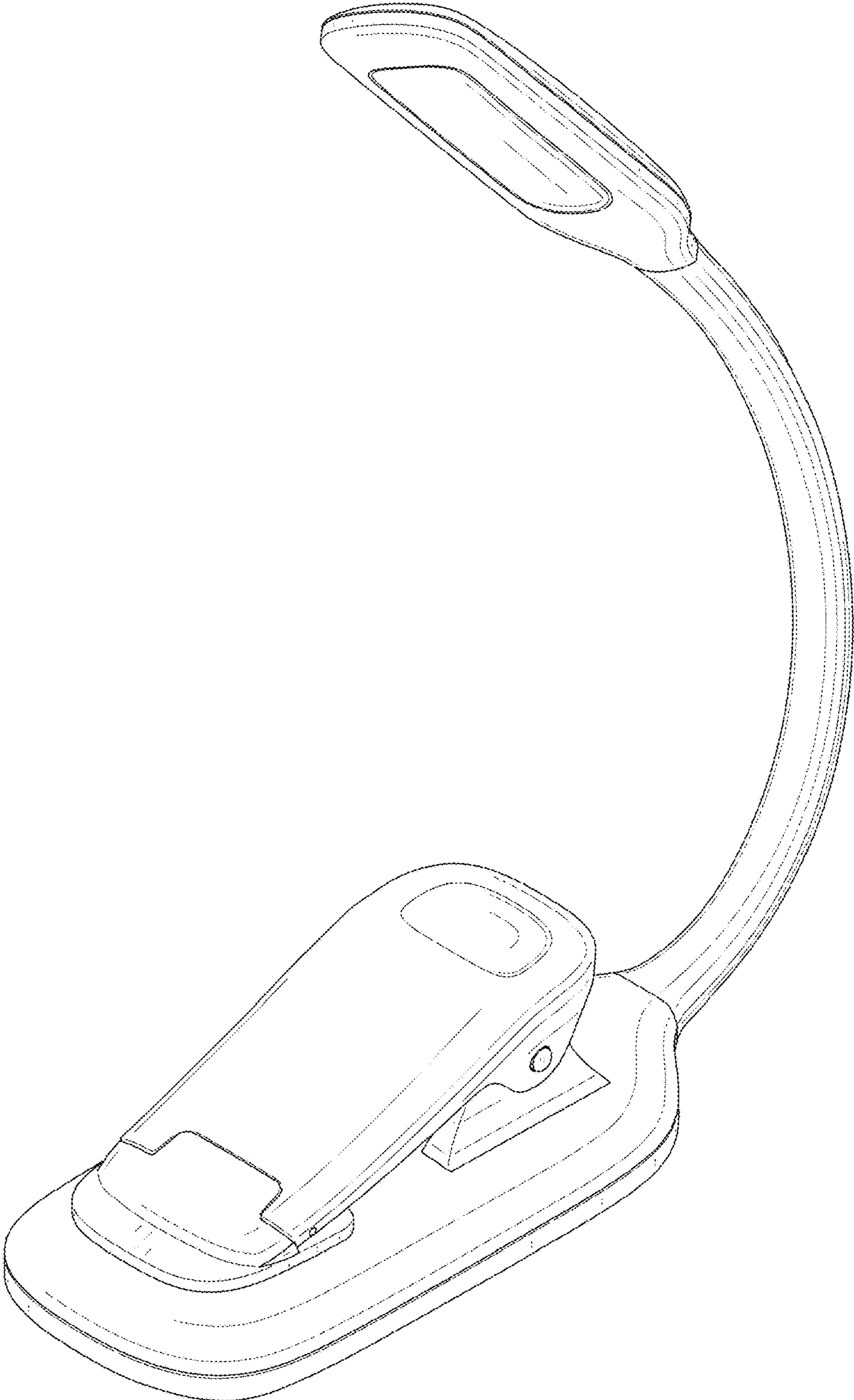


FIG. 1

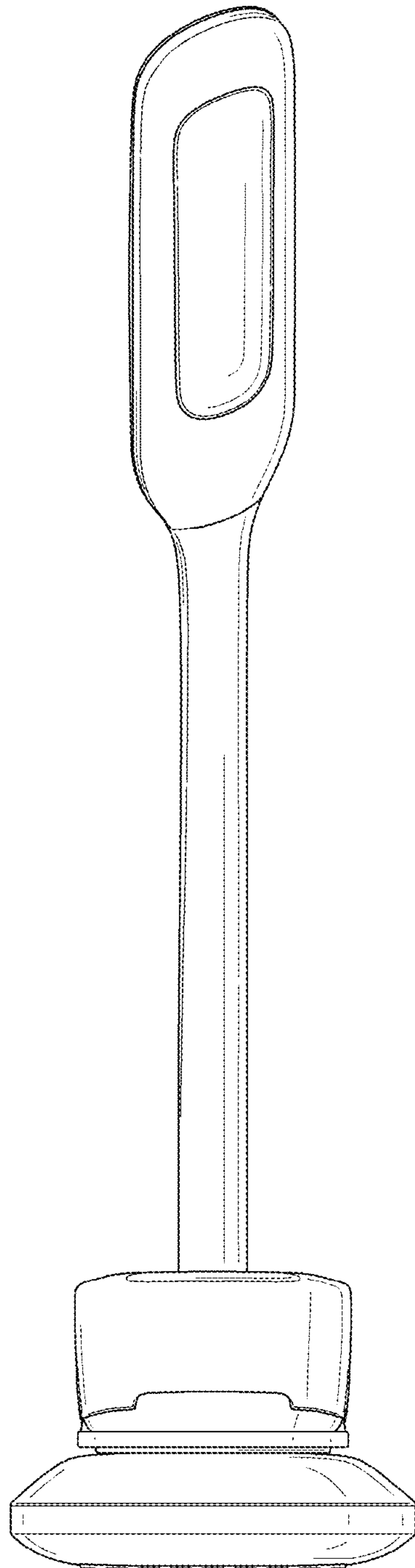


FIG. 2

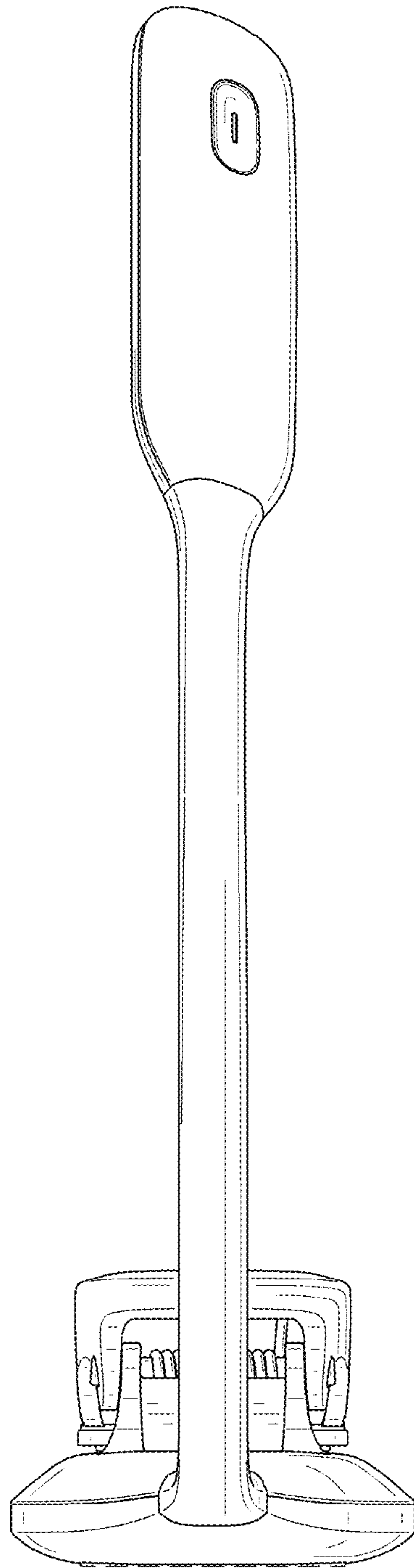


FIG. 3

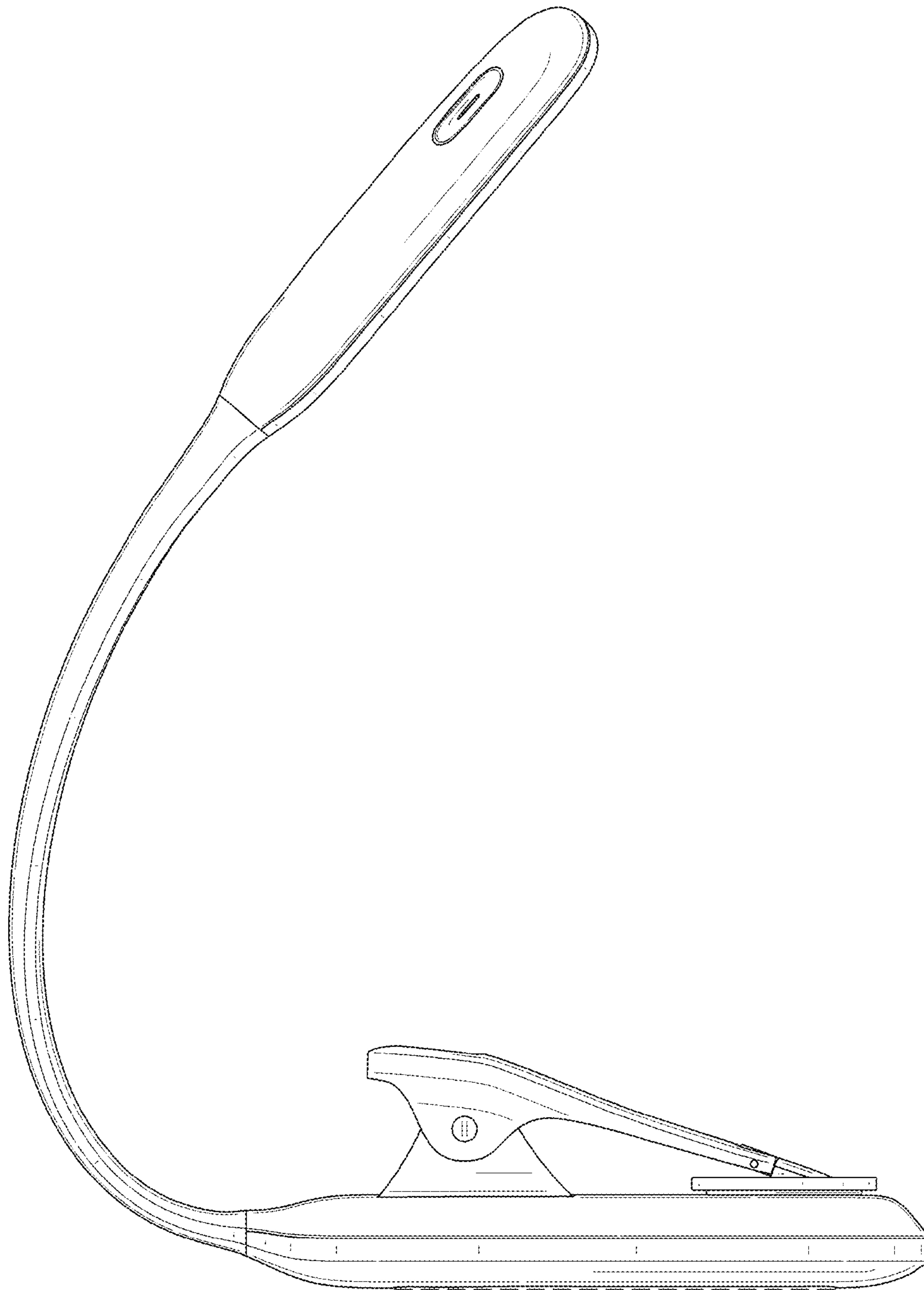


FIG. 4



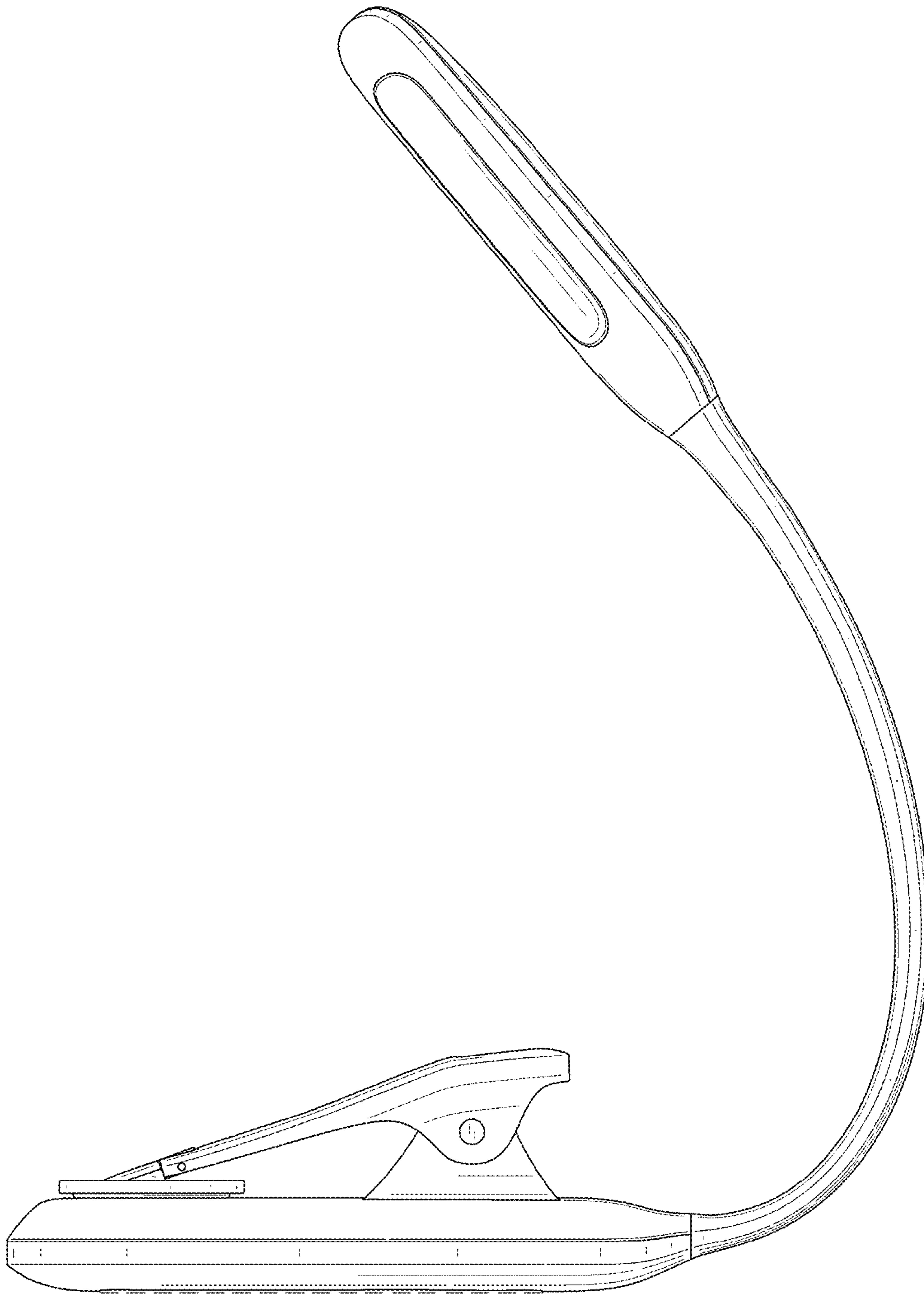


FIG. 5

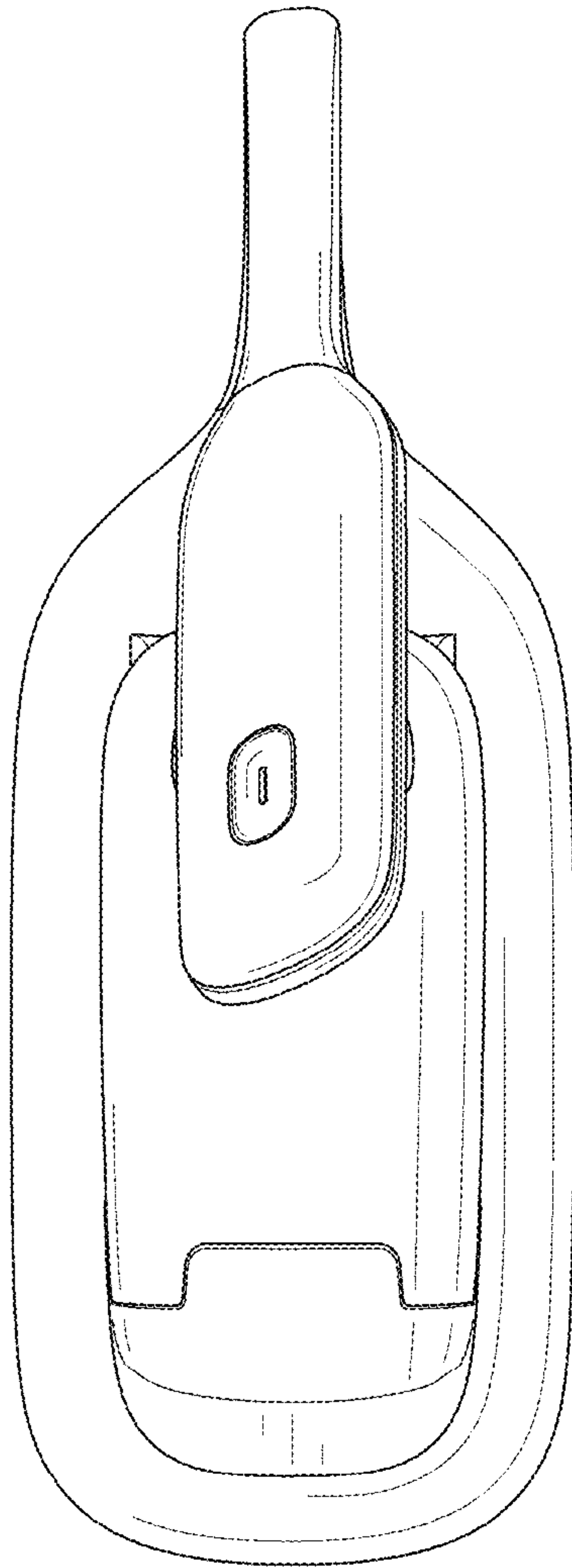


FIG. 6

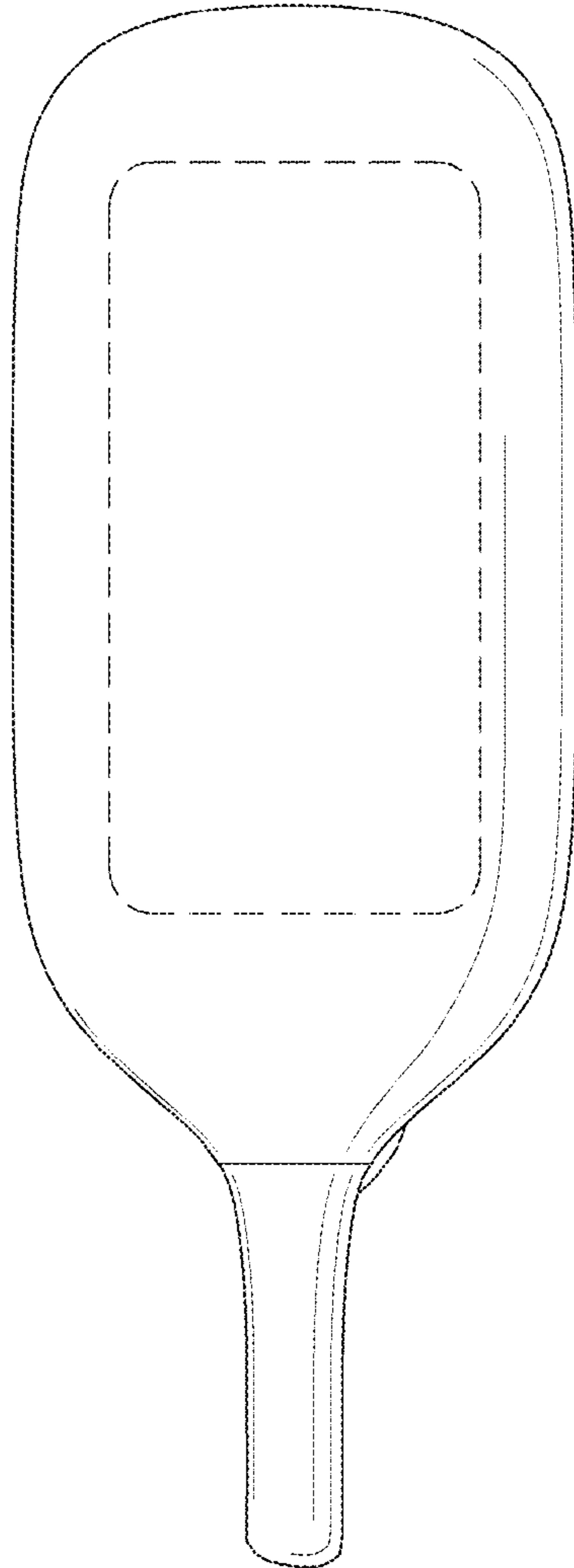


FIG. 7