



US00D824564S

(12) **United States Design Patent**
Contreras

(10) **Patent No.:** **US D824,564 S**
(45) **Date of Patent:** **** Jul. 31, 2018**

(54) **SKULL WITH FLICKERING LIGHT**

(71) Applicant: **Raquel Contreras**, Oakland, CA (US)

(72) Inventor: **Raquel Contreras**, Oakland, CA (US)

(**) Term: **15 Years**

(21) Appl. No.: **29/593,455**

(22) Filed: **Feb. 8, 2017**

(51) **LOC (11) Cl.** **26-05**

(52) **U.S. Cl.**
USPC **D26/73**

(58) **Field of Classification Search**
USPC D26/11, 16-19, 25, 26, 47, 72, 73, 85,
D26/98, 125, 156; D11/115, 125, 149,
D11/157

CPC F21S 9/037; F21V 3/02; F21V 21/0824;
F21V 37/0058; F21V 37/0095; F21V
37/02; F21L 19/006; F21W 2121/004;
F21W 2121/04; F21W 2131/109

See application file for complete search history.

(56) **References Cited**

U.S. PATENT DOCUMENTS

D23,399 S *	6/1894	Lee	D9/626
D82,880 S	8/1930	Fisher	
D228,017 S *	7/1973	Feuer	D26/47
D350,082 S	8/1994	Tietz	
5,718,572 A	2/1998	Hitzel	
D407,163 S *	3/1999	Berkowitz	D26/4
5,911,501 A *	6/1999	Katz	F21V 17/164 362/124
D451,625 S *	12/2001	Sehl	D26/99
D458,890 S *	6/2002	Hsieh	D12/220
D459,213 S *	6/2002	Buboltz	D9/626
D460,572 S *	7/2002	Lee	D11/121
D463,219 S	9/2002	Tsai	
D470,095 S	2/2003	Wang et al.	
D480,984 S *	10/2003	Trappani	D11/125
D483,790 S	12/2003	Peng	
D485,633 S *	1/2004	Krumholz	D26/47
D494,111 S *	8/2004	Peng	D12/162

D576,935 S	9/2008	Kerr	
D583,086 S *	12/2008	van der Lande	D26/47
2002/0062836 A1	5/2002	Saida et al.	
2002/0141189 A1	10/2002	Lin	

OTHER PUBLICATIONS

Sugar Skull Lamp Hand-painted Ceramic Day of the Dead Halloween. From LoveCyn shop at etsy.com, visited May 28, 2018. (Year: 2018).*

Sugar Skull Flameless Candle from hallmark.com, visited May 28, 2018. (Year: 2018).*

Sugar Skull Ceramic Figure, Day of the Dead from MXArtsCrafts on Etsy.com, visited May 28, 2018. (Year: 2018).*

* cited by examiner

Primary Examiner — Clare E Heflin

(74) *Attorney, Agent, or Firm* — Adams Law Office;
Sharon Adams

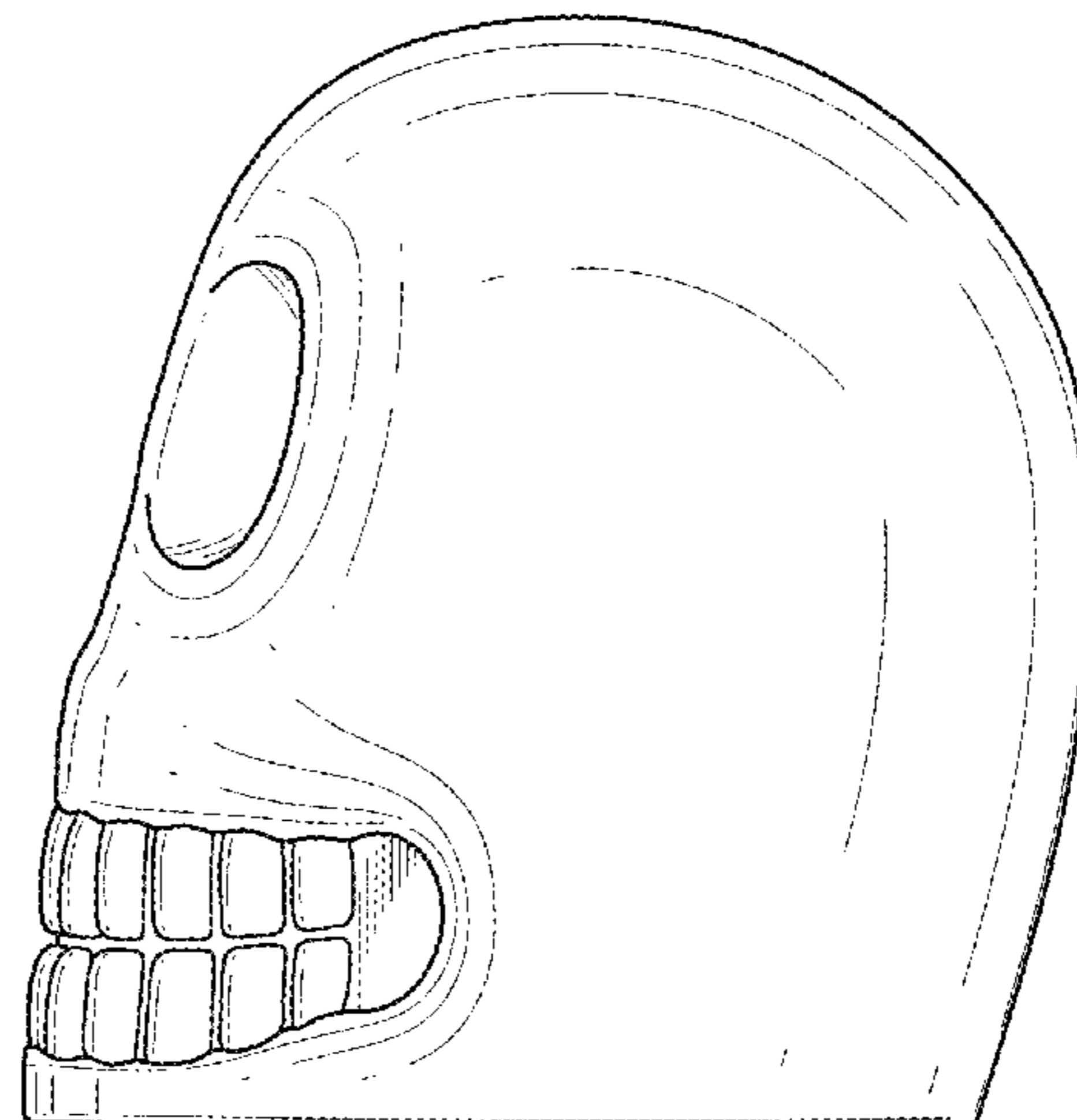
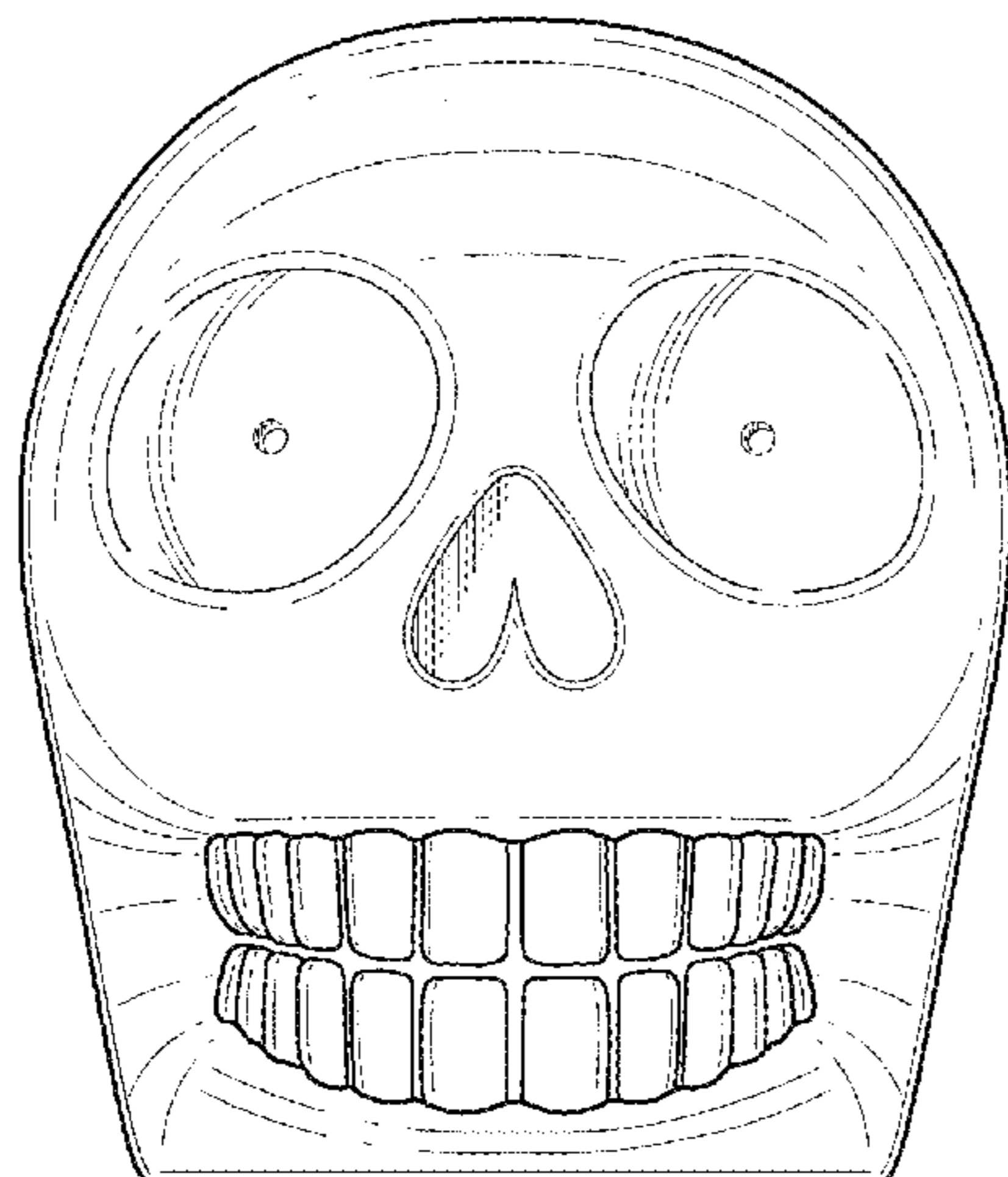
(57) **CLAIM**

The ornamental design for a skull with flickering light, as shown and described.

DESCRIPTION

FIG. 1 is a top perspective view.
FIG. 2 is a front elevational view thereof.
FIG. 3 is a right side elevational view thereof.
FIG. 4 is left side elevational view thereof.
FIG. 5 is top plan view thereof.
FIG. 6 is a rear elevational view thereof.
FIG. 7 is a bottom plan view thereof; and,
FIG. 8 is a top perspective view thereof, wherein the outward radiating lines represent the light flickering on. The thinner lines represent contours only and do not illustrate ornamentation or decoration on the surface of the product. The broken line showing in FIG. 7 is for the purpose of illustrating the environmental structure of the article and forms no part of the claimed design.

1 Claim, 5 Drawing Sheets



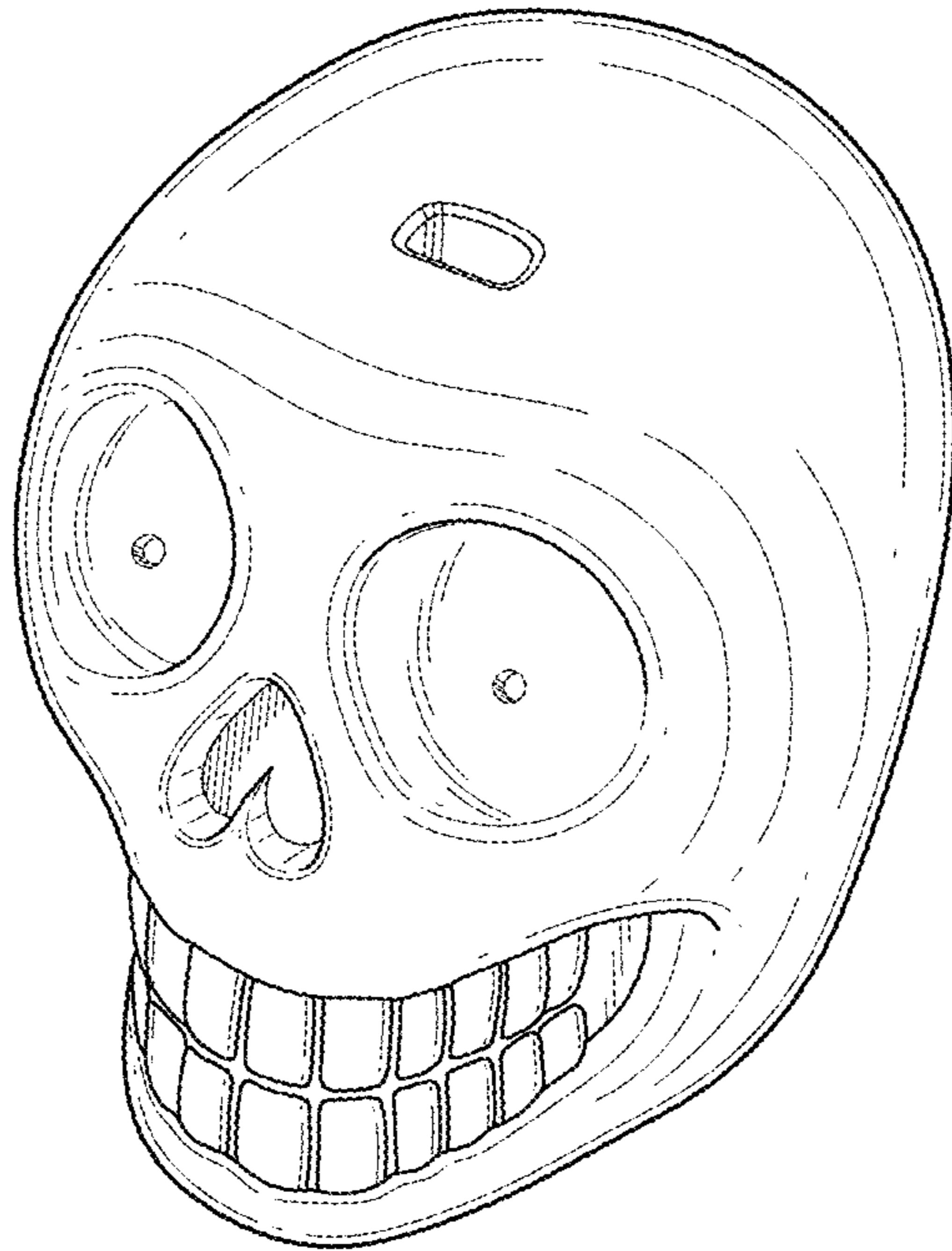


FIG. 1

FIG. 2

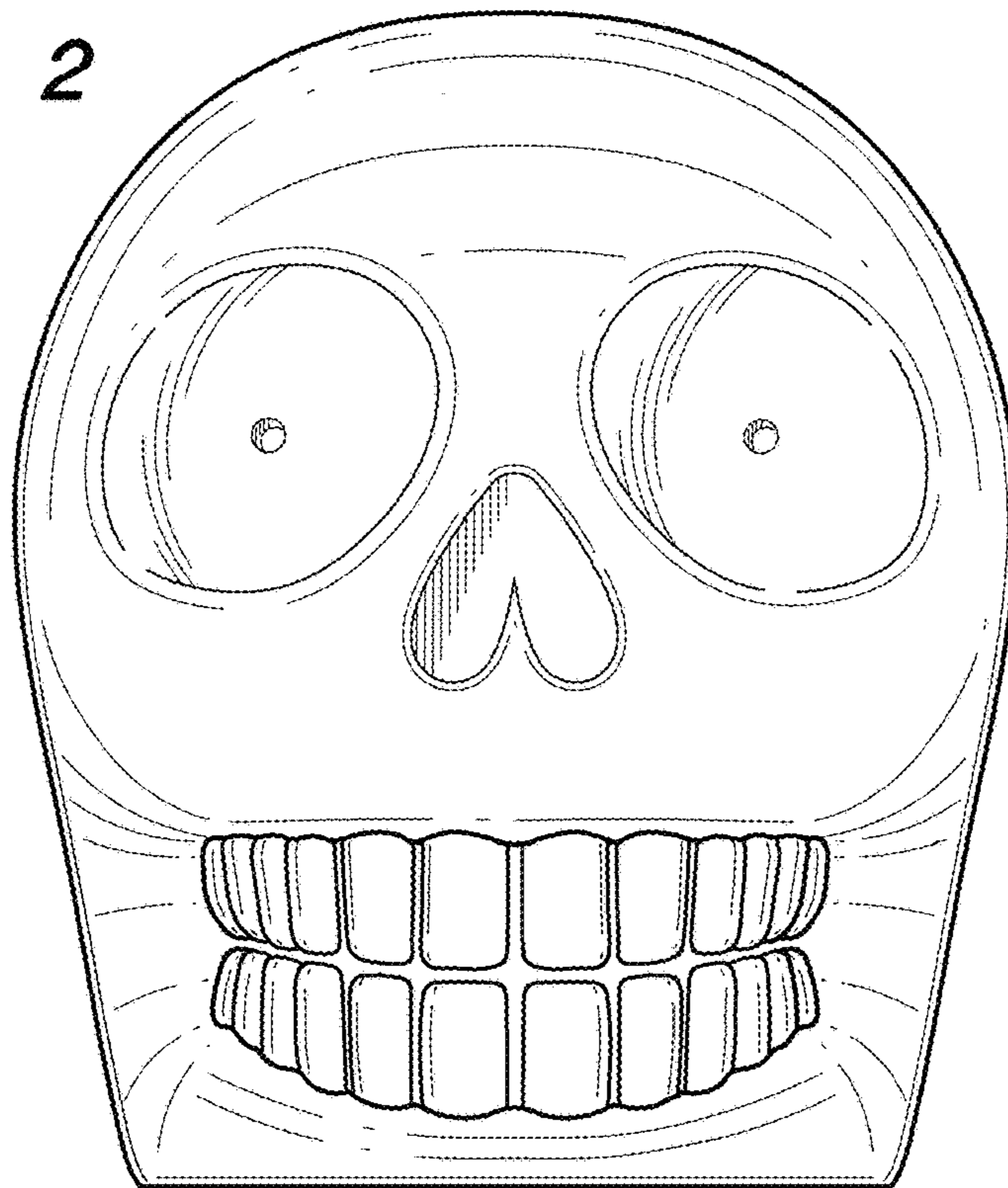


FIG. 3

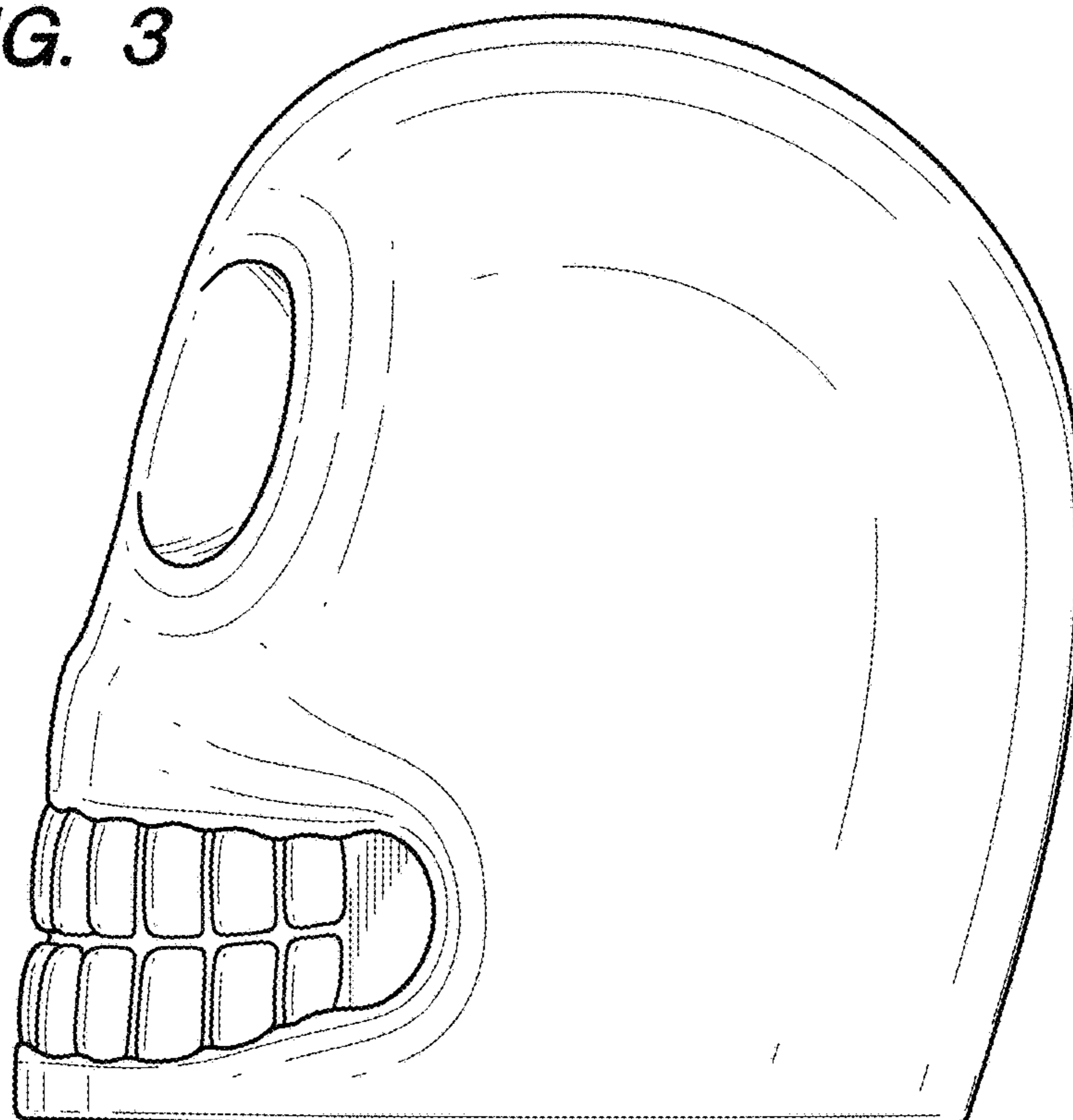


FIG. 4

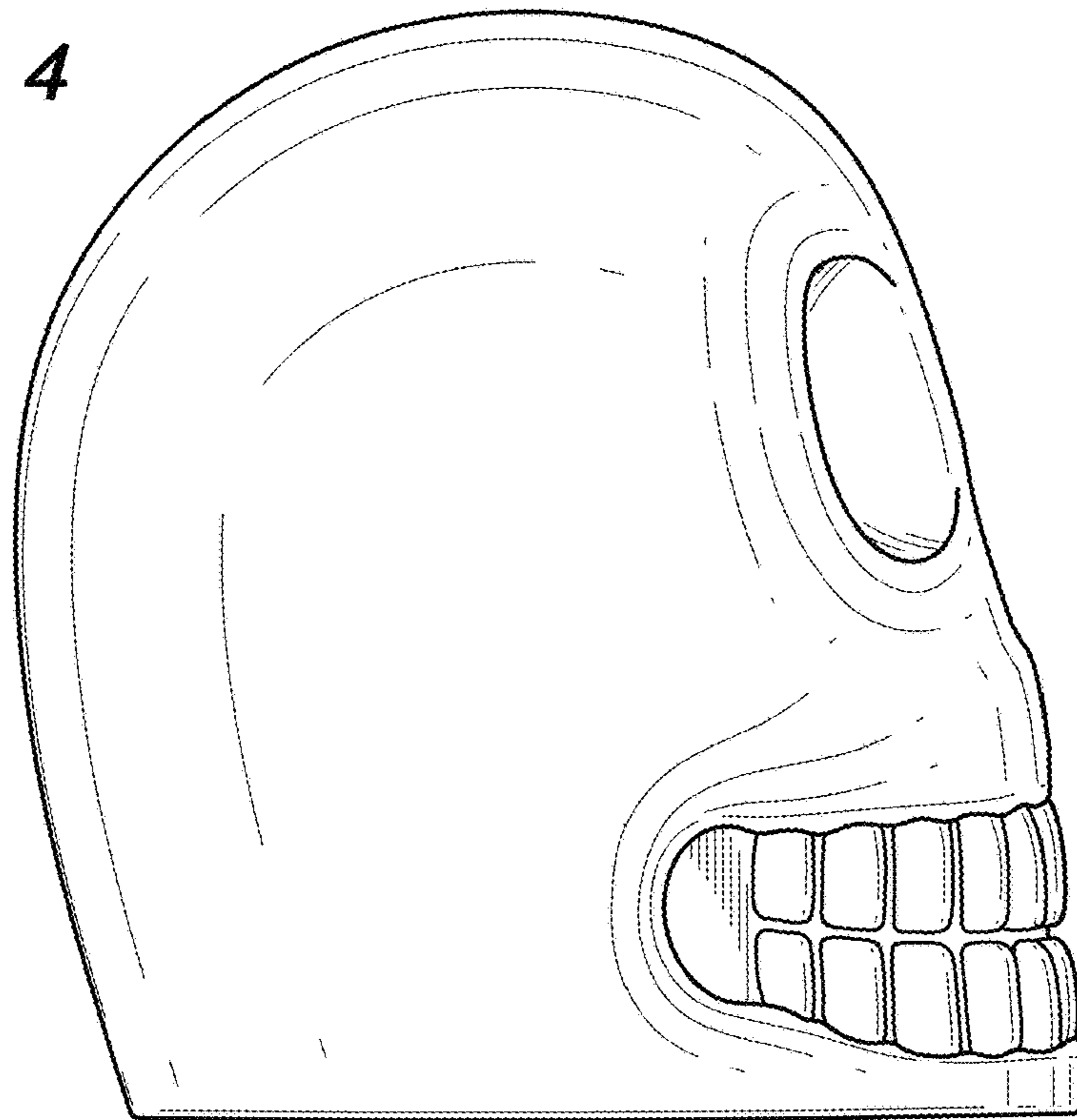


FIG. 5

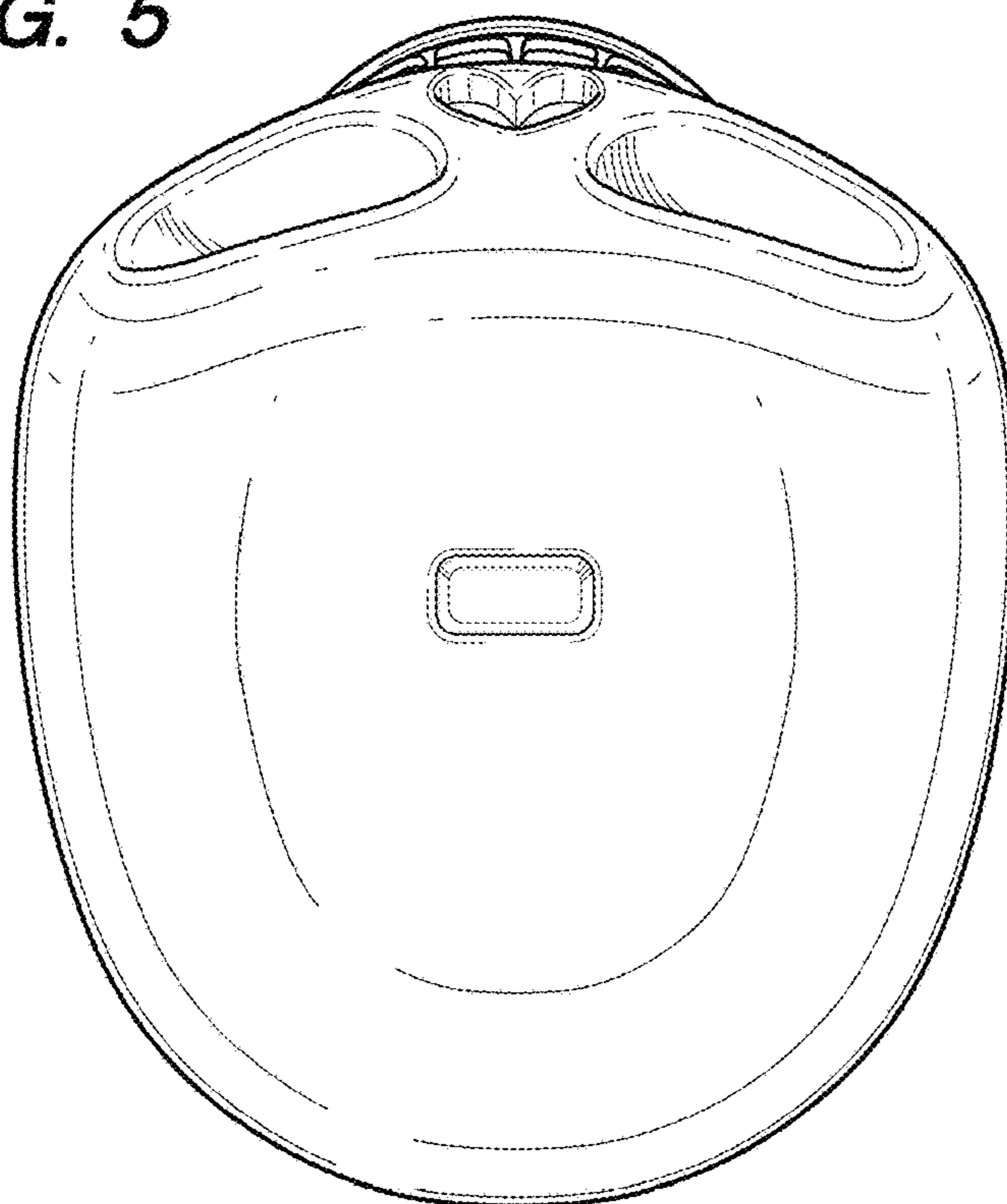


FIG. 6


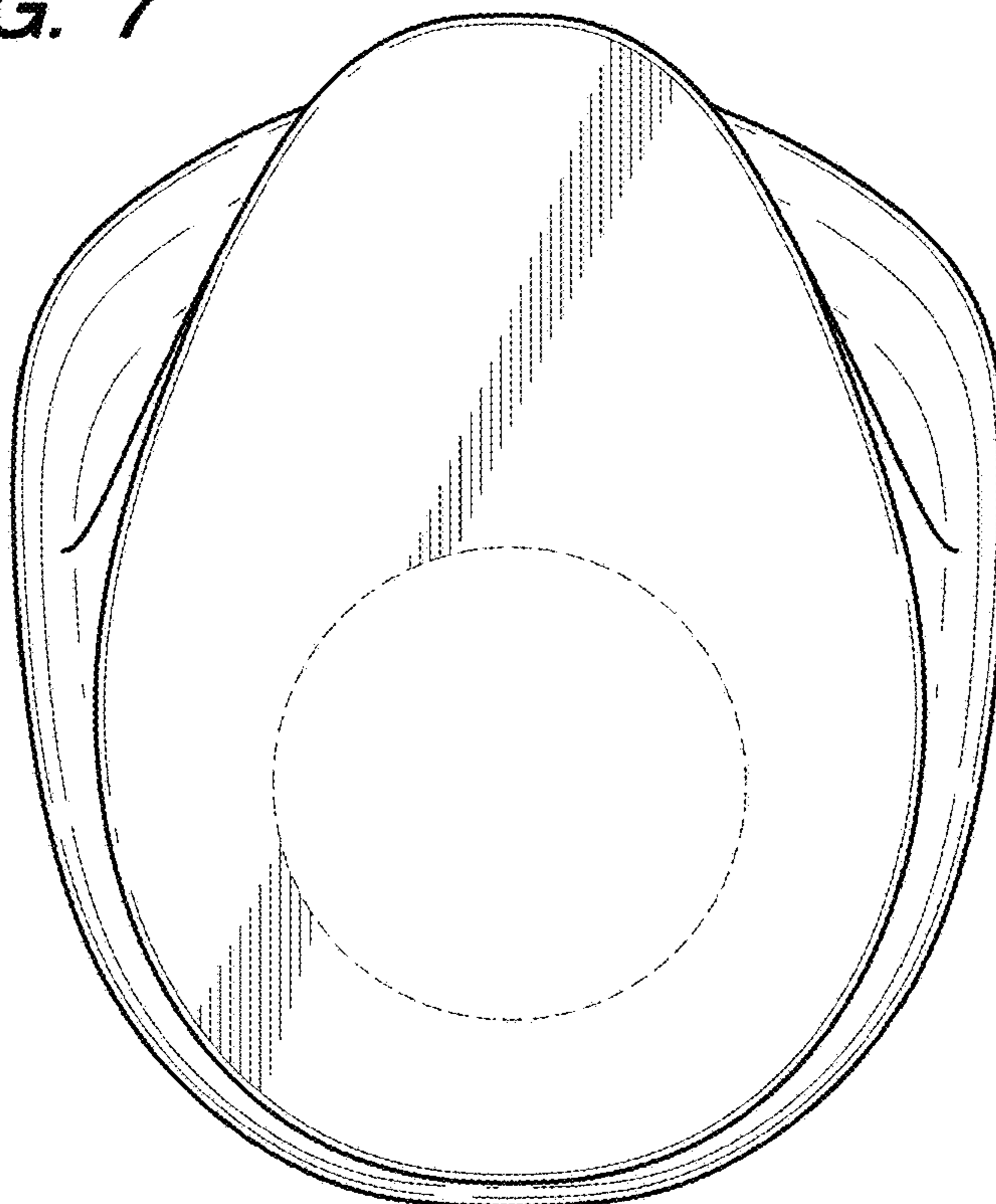


FIG. 7






FIG. 8