



US00D824543S

(12) **United States Design Patent** (10) **Patent No.:** **US D824,543 S**
Crawley et al. (45) **Date of Patent:** **** *Jul. 31, 2018**

(54) **BASE TO SUPPORT A POST**
(71) Applicant: **TENSATOR GROUP LIMITED**,
Milton Keynes (GB)
(72) Inventors: **Peter Crawley**, Newport Pagnell (GB);
Tommy Coe, Milton Keynes (GB)
(73) Assignee: **Tensator Group Limited**, Milton
Keynes (GB)

(*) Notice: This patent is subject to a terminal dis-
claimer.

(**) Term: **15 Years**

(21) Appl. No.: **35/501,041**

(22) Filed: **May 20, 2016**

(80) **Hague Agreement Data**

Int. Filing Date: **May 20, 2016**
Int. Reg. No.: **DM/090789**
Int. Reg. Date: **May 20, 2016**
Int. Reg. Pub. Date: **Jun. 3, 2016**

(51) **LOC (11) Cl.** **25-02**

(52) **U.S. Cl.**
USPC **D25/133**
CPC **E04B 1/38 (2013.01)**

(58) **Field of Classification Search**
USPC D25/48.1, 48.4, 48.6, 133, 135; 52/300,
52/301; 256/45, 67, 1, 3
CPC .. E04B 1/38; E04F 11/18; E04F 11/00; E04H
17/14; E04H 17/1421; E04H 17/20; E04H
17/00; F16M 11/24
See application file for complete search history.

(56) **References Cited**

U.S. PATENT DOCUMENTS

D276,556 S * 11/1984 Haggard D23/269
D343,690 S * 1/1994 Carey D25/131
D388,888 S * 1/1998 Arya D25/133

D443,937 S * 6/2001 Prokop D25/133
D447,251 S * 8/2001 Tsai D25/131
D452,014 S * 12/2001 Pittman D25/48.2
D455,845 S * 4/2002 Stokes D25/131
D462,286 S * 9/2002 Perelli D10/113.2
D472,490 S * 4/2003 Perelli D10/113.2
D474,546 S * 5/2003 Kohlberger D25/133
D486,591 S * 2/2004 Prokop D25/133
D492,039 S * 6/2004 De Lorenzo D25/48.6
D492,421 S * 6/2004 De Lorenzo D25/48.6
D492,422 S * 6/2004 De Lorenzo D25/48.6
6,776,398 B1 * 8/2004 Tsai E01F 13/028
256/37
D513,807 S * 1/2006 Saldarelli D21/802
D531,325 S * 10/2006 Navare D25/133
D556,915 S * 12/2007 Tuncel D25/48.6
D559,405 S * 1/2008 Tuncel D25/48.6
D667,567 S * 9/2012 Luburic E02D 5/52
D25/133
8,261,806 B2 * 9/2012 Wettern E01F 13/028
160/24
D712,070 S * 8/2014 MacKenney D25/133
2013/0221301 A1 * 8/2013 Cowie E04H 4/06
256/24

* cited by examiner

Primary Examiner — Richard E Chilcot
(74) *Attorney, Agent, or Firm* — David C. Jenkins; Eckert
Seamans Cherin & Mellott LLC

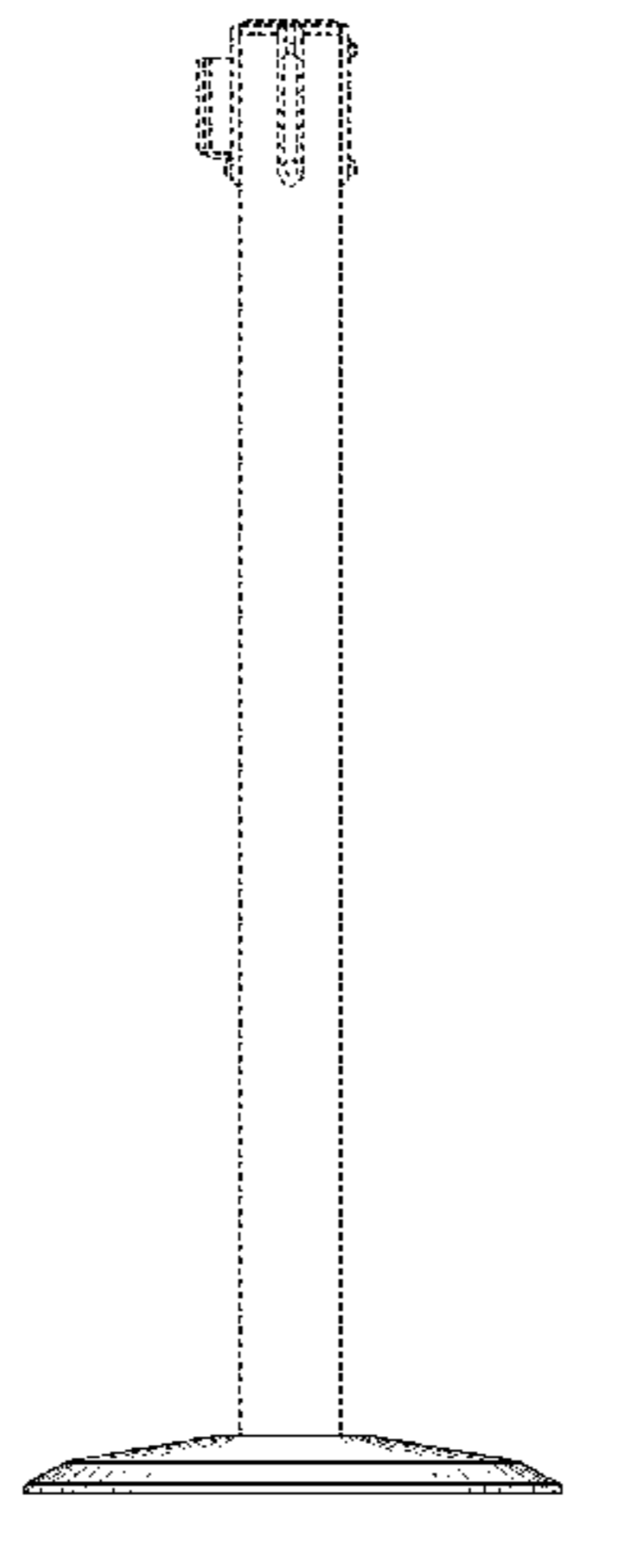
(57) **CLAIM**

The ornamental design for a base to support a post, as shown
and described.

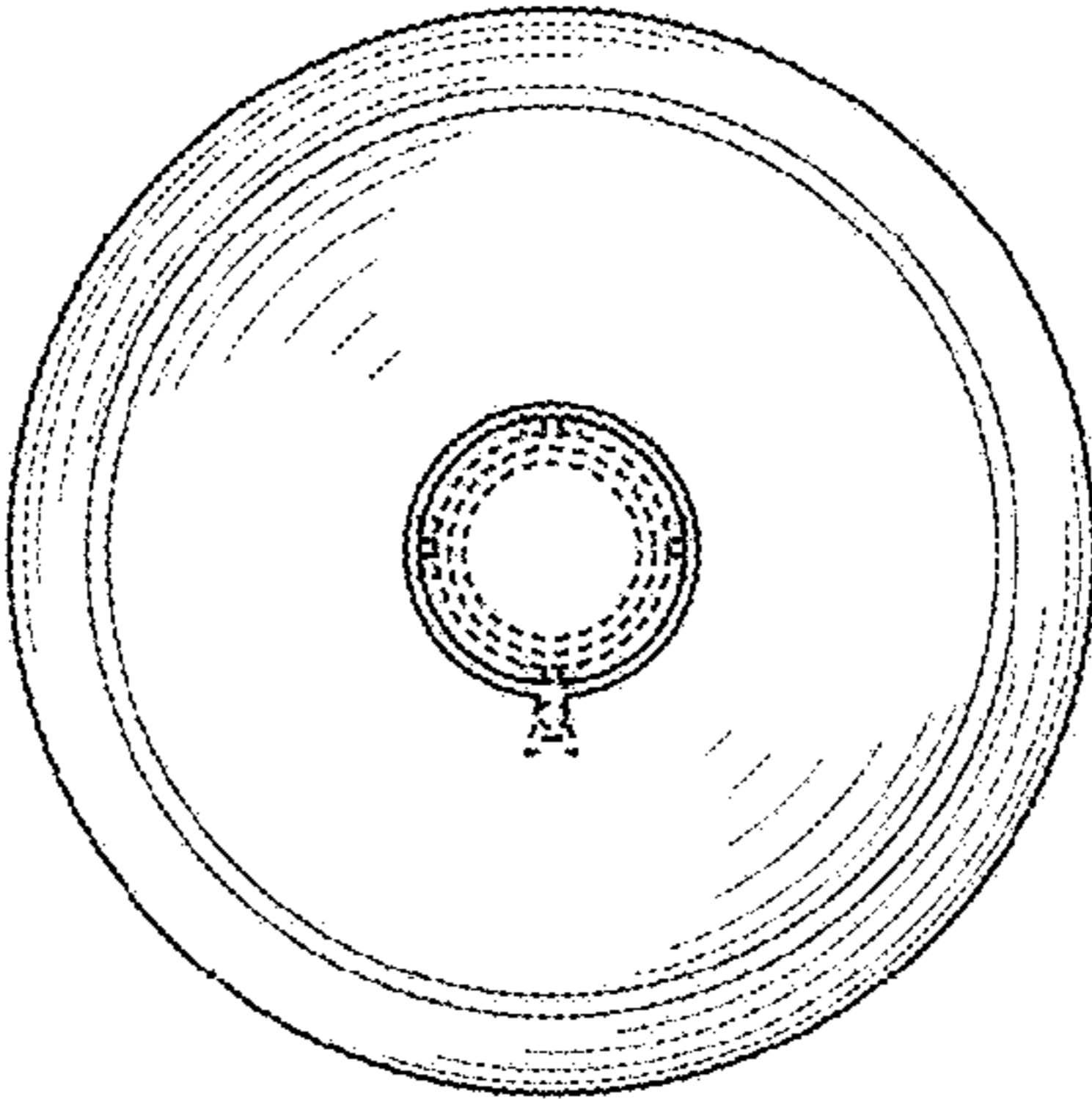
DESCRIPTION

Base for posts
Figure 1.1 is a Top view of a base for posts;
Figure 1.2 is a Left view of the base for posts;
Figure 1.3 is a Back view of the base for posts;
Figure 1.4 is a Front view of the base for posts;
Figure 1.5 is a Right view of the base for posts; and
Figure 1.6 is a Perspective view of the base for posts.
The broken lines in the drawings depict environmental
subject matter only and form no part of the claimed design.

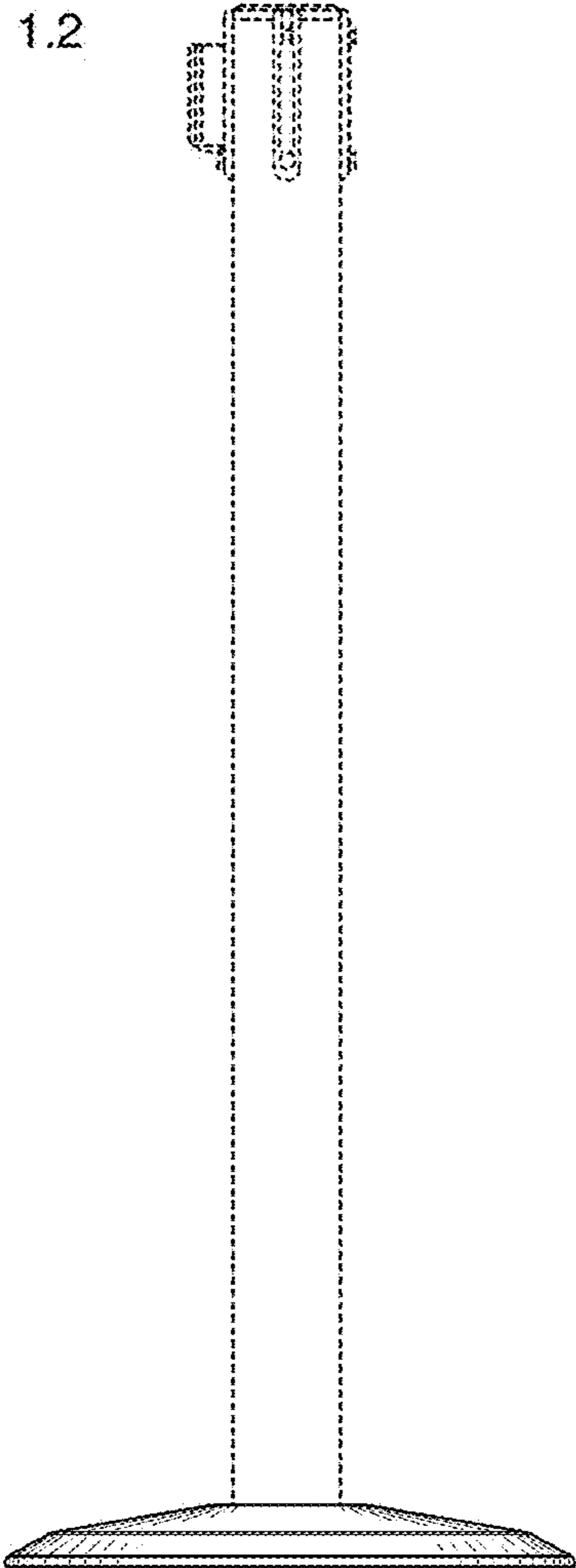
1 Claim, 2 Drawing Sheets



1.1



1.2



1.3

