



US00D824542S

(12) **United States Design Patent** (10) **Patent No.:** **US D824,542 S**
Lundell et al. (45) **Date of Patent:** **** Jul. 31, 2018**

(54) **LANDSCAPING BLOCK**
(71) Applicants: **Robert John Lundell**, Stillwater, MN (US); **Robert A. MacDonald**, Plymouth, MN (US); **Thomas S. Riccobene**, Albuquerque, NM (US)
(72) Inventors: **Robert John Lundell**, Stillwater, MN (US); **Robert A. MacDonald**, Plymouth, MN (US); **Thomas S. Riccobene**, Albuquerque, NM (US)

3,873,225 A 3/1975 Jakobsen et al.
4,583,341 A 4/1986 Barth et al.
D317,208 S 5/1991 Scheiwiller
5,054,957 A 10/1991 Johnson, II
5,173,003 A 12/1992 Hair
5,251,997 A 10/1993 Brock
D365,643 S 12/1995 Wilhelm

(Continued)

FOREIGN PATENT DOCUMENTS

WO D041364-033 11/1997

OTHER PUBLICATIONS

<https://www.keystonewalls.com/products/patio-stones-pavers/lundurra-paver/> Retrieved Aug. 23, 2017 (Year: 2017).*

(Continued)

(**) Term: **15 Years**
(21) Appl. No.: **29/602,747**
(22) Filed: **May 3, 2017**

Primary Examiner — Susan Bennett Hattan
Assistant Examiner — Leanne Was-Englehart
(74) *Attorney, Agent, or Firm* — Popovich, Wiles & O'Connell, P.A.

Related U.S. Application Data

(62) Division of application No. 29/533,764, filed on Jul. 22, 2015, now Pat. No. Des. 789,556.
(51) **LOC (11) Cl.** **25-01**
(52) **U.S. Cl.**
USPC **D25/113**
(58) **Field of Classification Search**
USPC D25/112-118; 52/102, 606, 608; 404/34, 37, 38, 39, 41, 42; 446/110, 117
CPC E04F 13/007; E04F 13/0871; E04F 13/14; E04F 13/22; E04F 13/24; E04B 1/625; E04B 1/5837; E04B 2001/5887
See application file for complete search history.

(57) **CLAIM**

The ornamental design for a landscaping block, as shown and described.

DESCRIPTION


This application is related to U.S. Ser. No. 29/533,762, filed Jul. 22, 2015, entitled "Landscaping Block" and to U.S. Ser. No. 29/533,763, filed Jul. 22, 2015, entitled "Landscaping Block", the contents of both of which are hereby incorporated by reference herein.

FIG. 1 is a top perspective view of a landscaping block; FIG. 2 is a top plan view thereof; FIG. 3 is a first side elevational view thereof; FIG. 4 is a second side elevational view thereof; FIG. 5 is a third side elevational view thereof; FIG. 6 is a fourth side elevational view thereof; and, FIG. 7 is a bottom plan view thereof.

(56) **References Cited**
U.S. PATENT DOCUMENTS

1,186,673 A 6/1916 Mallet
1,694,665 A 2/1927 Parker
1,794,572 A 3/1931 Wyatt

1 Claim, 1 Drawing Sheet



(56)

References Cited

U.S. PATENT DOCUMENTS

5,496,129 A 3/1996 Dube
 D389,926 S * 1/1998 Barth D25/113
 D425,628 S 5/2000 Barth et al.
 D425,629 S 5/2000 Abbrancati
 6,055,784 A 5/2000 Geiger
 D426,317 S 6/2000 Fifield
 D426,648 S 6/2000 Ogawa et al.
 D434,857 S 12/2000 Scheiwiller
 6,263,633 B1 7/2001 Hagenah
 D485,370 S * 1/2004 Schmitz D25/113
 D498,543 S 11/2004 Schmitz et al.
 6,857,244 B2 2/2005 Schmitz
 6,863,469 B2 3/2005 Bolduc et al.
 D505,733 S 5/2005 Castonguay et al.
 6,942,420 B1 9/2005 Drost et al.
 6,988,847 B2 1/2006 Lazar
 D521,592 S 5/2006 Von Langsdorff
 7,220,078 B2 5/2007 Drost et al.
 D547,882 S 7/2007 Metten
 7,575,392 B2 8/2009 Hagenah
 D604,431 S * 11/2009 Thomassen D25/113
 D634,859 S 3/2011 Barkman
 D639,454 S * 6/2011 Thomassen E01C 5/06
 D25/113

D656,625 S 3/2012 MacDonald et al.
 D663,439 S 7/2012 Edwards
 D663,859 S * 7/2012 Thomassen D25/113
 D664,266 S * 7/2012 Thomassen D25/113
 D664,677 S 7/2012 Riccobene
 D674,115 S 1/2013 Merriam
 D674,118 S 1/2013 MacDonald et al.
 8,425,146 B2 4/2013 Merriam
 D689,624 S * 9/2013 Pacitto D25/113
 D693,482 S 11/2013 Merriam
 D701,619 S * 3/2014 Pacitto D25/113
 9,315,950 B2 4/2016 Browning et al.
 D762,882 S * 8/2016 von Langsdorff D25/152
 D789,556 S * 6/2017 Lundell D25/113
 D791,345 S * 7/2017 Lundell D25/112
 2014/0112715 A1 4/2014 Browning et al.
 2017/0022722 A1 * 1/2017 Lundell E04F 15/08

OTHER PUBLICATIONS

Home Depot Hardscapes Valestone Inspiration Book, Monaco
 Paver, pp. 6-7 (2013).
 U.S. Appl. No. 29/533,763 (7 pages).
 U.S. Appl. No. 29/533,762 (18 pages).

* cited by examiner

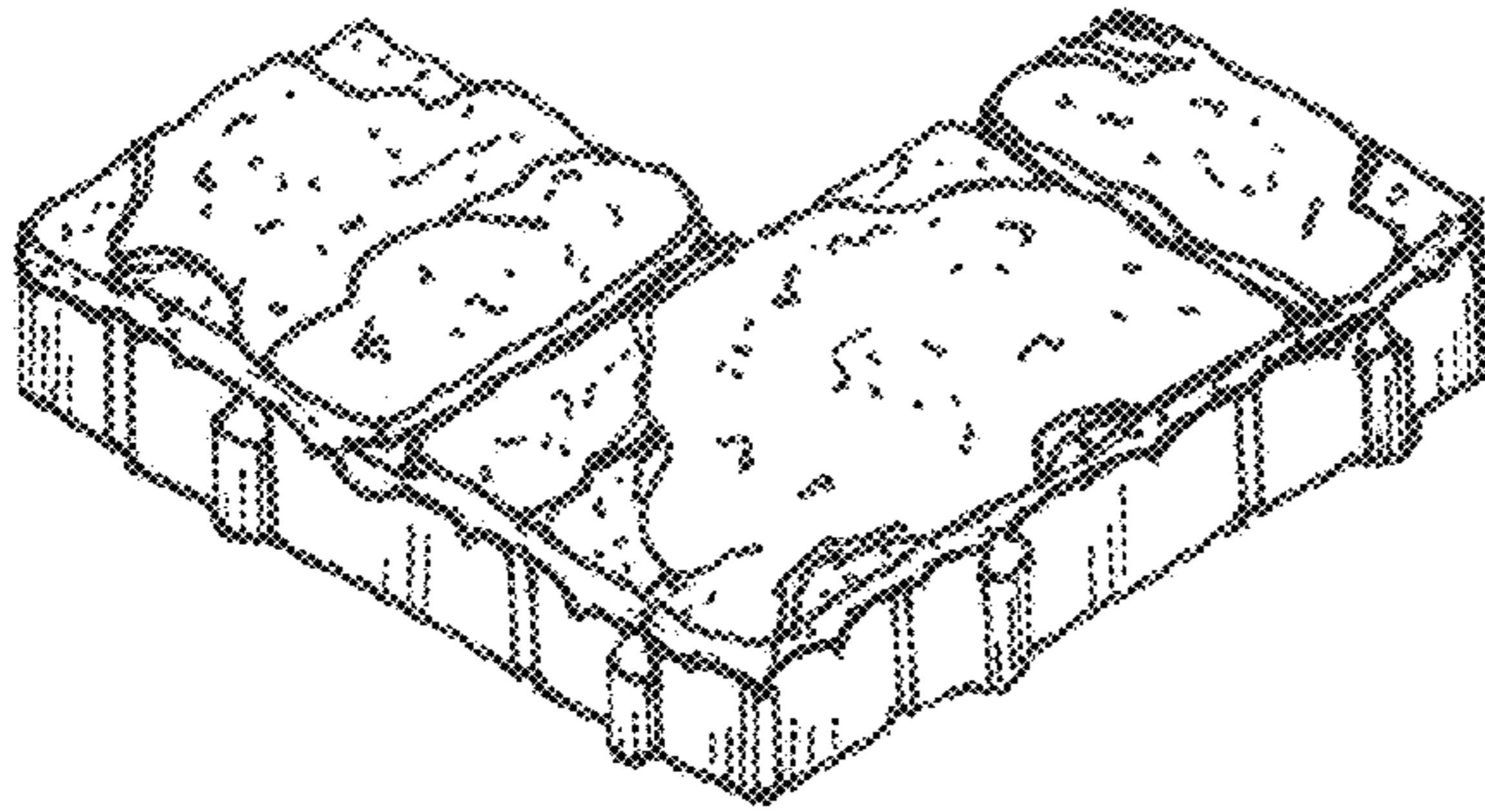


FIG. 1

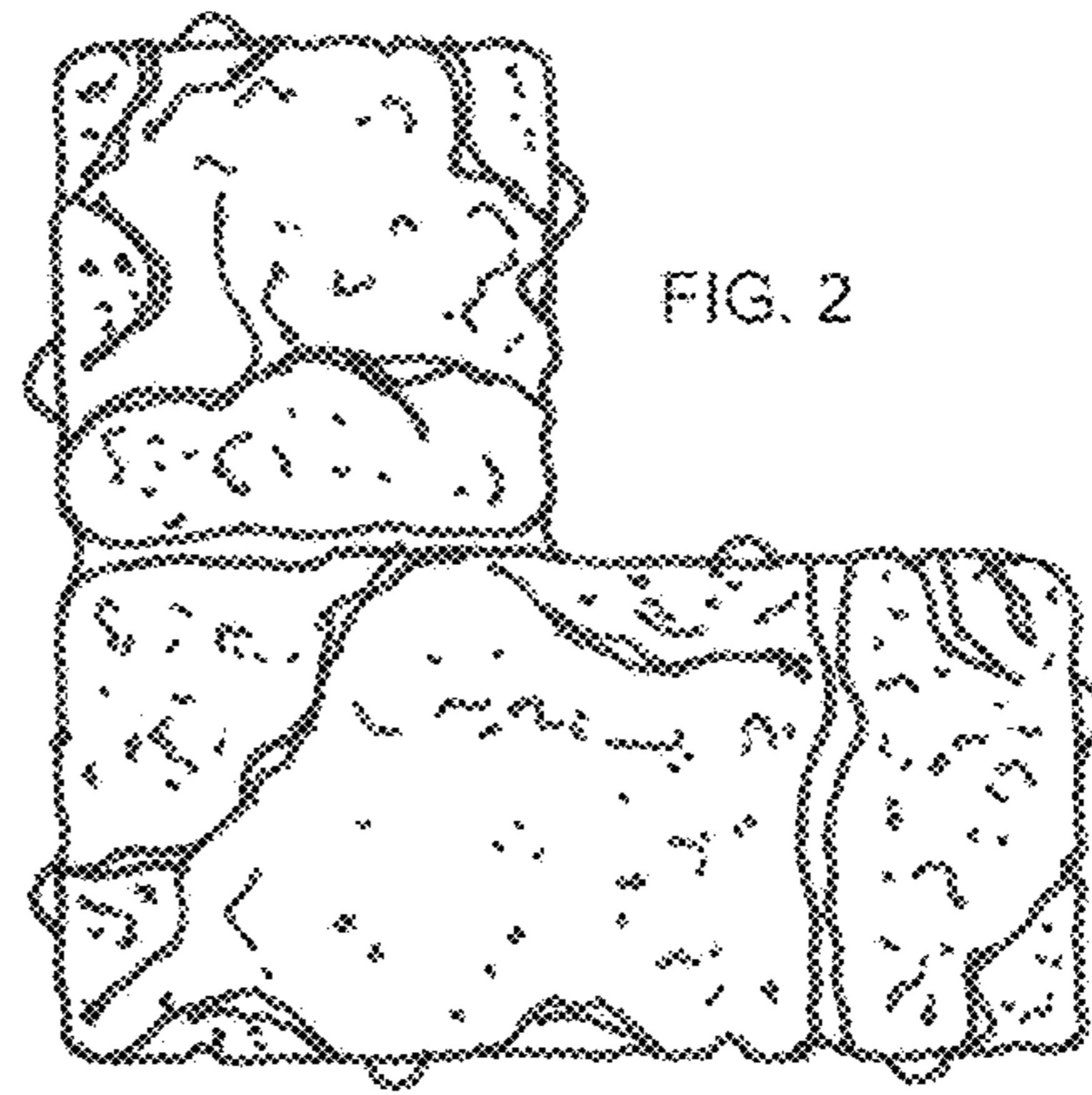


FIG. 2




FIG. 3



FIG. 4



FIG. 5



FIG. 6

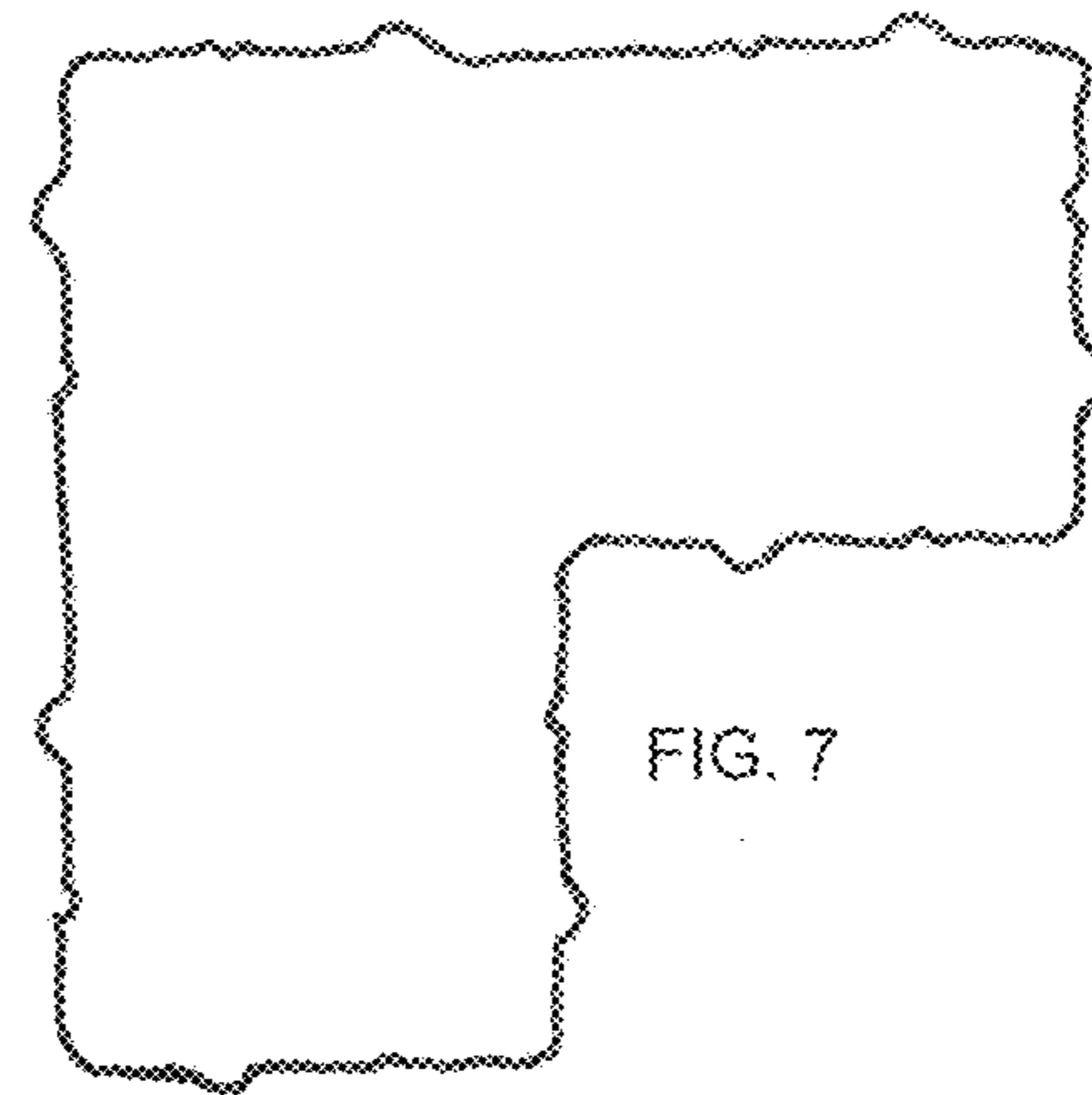


FIG. 7