



US00D824505S

(12) **United States Design Patent** (10) **Patent No.:** **US D824,505 S**  
**Mork et al.** (45) **Date of Patent:** **\*\* Jul. 31, 2018**

(54) **AIR TREATMENT SYSTEM FILTER** 6,464,745 B2 \* 10/2002 Rivera ..... B01D 46/10  
55/483  
(71) Applicant: **Access Business Group International** D538,418 S \* 3/2007 Pippel ..... D23/209  
**LLC, Ada, MI (US)** D605,274 S \* 12/2009 Kawano ..... D23/365  
D605,275 S \* 12/2009 Kawano ..... D23/365  
D725,254 S \* 3/2015 Roblin ..... D23/365

(72) Inventors: **Steve O. Mork**, Lowell, MI (US);  
**Gregory K. Evans**, Alto, MI (US);  
**Austin Levi Teerman**, Zeeland, MI  
(US)

(73) Assignee: **ACCESS BUSINESS GROUP**  
**INTERNATIONAL LLC**, Ada, MI  
(US)

(\*\*) Term: **15 Years**

(21) Appl. No.: **29/579,303**

(22) Filed: **Sep. 29, 2016**

**Related U.S. Application Data**

(63) Continuation-in-part of application No. 14/704,121,  
filed on May 5, 2015, now Pat. No. 9,821,260.

(51) **LOC (11) Cl.** ..... **23-04**

(52) **U.S. Cl.**  
USPC ..... **D23/365**

(58) **Field of Classification Search**  
USPC ..... D23/200, 259, 324, 355-366, 386-388,  
D23/314, 325

CPC ..... A62B 23/00; A61L 9/12; B01D 46/0002;  
B01D 46/00; B01D 46/0004; B01D  
46/10; F02M 35/024

See application file for complete search history.

(56) **References Cited**

**U.S. PATENT DOCUMENTS**

5,817,168 A \* 10/1998 Wheless ..... B01D 51/00  
96/222  
6,139,426 A \* 10/2000 Koerber ..... F24F 13/068  
454/284

\* cited by examiner

*Primary Examiner* — Brandon M Rosati

*Assistant Examiner* — John A Voytek

(74) *Attorney, Agent, or Firm* — Warner Norcross + Judd  
LLP

(57) **CLAIM**


The ornamental design for air treatment system filter, as  
shown and described.

**DESCRIPTION**

FIG. 1 is a front perspective view of the air treatment system  
filter of the new design;  
FIG. 2 is a front elevational view thereof;  
FIG. 3 is a back elevational view thereof;  
FIG. 4 is a right side elevational view thereof;  
FIG. 5 is a left side elevational view thereof;  
FIG. 6 is a top plan view thereof; and,  
FIG. 7 is a bottom plan view thereof.

The claimed portions of the various embodiments of the air  
treatment system filter are shaded. FIGS. 1-7 show features  
of the air treatment system filter in broken lines. These  
broken lines depict environmental subject matter only and  
form no part of the claimed design. Further, the broken lines  
immediately adjacent the solid-line portions of the design  
form the boundary of the design, with the broken lines  
forming no part of the claimed design.

**1 Claim, 5 Drawing Sheets**






Fig. 1






Fig. 2






Fig. 3




Fig. 4




Fig. 5

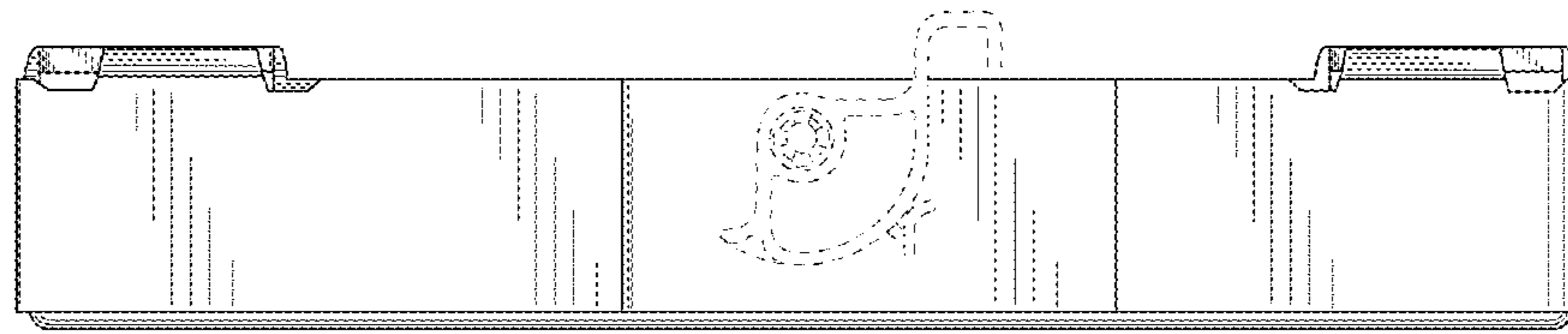


Fig. 6

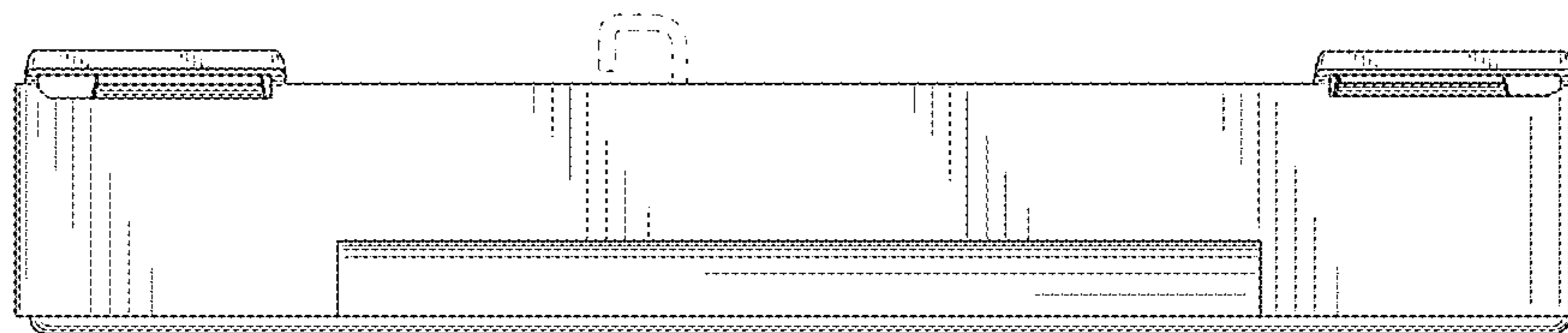


Fig. 7