



US00D824490S

(12) **United States Design Patent**
Montoya et al.

(10) **Patent No.:** **US D824,490 S**
(45) **Date of Patent:** **** Jul. 31, 2018**

- (54) **NOZZLE**
- (71) Applicant: **Fiskars Oyj Abp**, Helsinki (FI)
- (72) Inventors: **Jean Mauricio Uruena Montoya**,
Madison, WI (US); **Nicholas Vallo**,
Madison, WI (US)
- (73) Assignee: **Fiskars Oyj Abp**, Helsinki (FI)
- (**) Term: **15 Years**
- (21) Appl. No.: **29/600,631**
- (22) Filed: **Apr. 13, 2017**
- (51) **LOC (11) Cl.** **23-01**
- (52) **U.S. Cl.**
USPC **D23/223**
- (58) **Field of Classification Search**
USPC D23/213, 223, 226; D8/2; 239/532
CPC B05B 15/061; B05B 1/00; B05B 5/00;
B05B 1/005; B05B 3/00; B05B 9/01;
B05B 7/1209
See application file for complete search history.

(56) **References Cited**

U.S. PATENT DOCUMENTS

646,590	A	4/1900	Williams	
2,813,730	A	11/1957	Courtot	
2,814,862	A	12/1957	Heckethorn	
3,162,470	A	12/1964	Davidson et al.	
D296,579	S	7/1988	Hattori	
D329,891	S	9/1992	Sievers	
5,192,219	A	3/1993	Fowler et al.	
5,364,135	A	11/1994	Anderson	
5,806,770	A	9/1998	Wang	
D472,959	S	4/2003	Alkalay et al.	
6,602,085	B2	8/2003	Young et al.	
D603,940	S	11/2009	Jerabek et al.	
D604,390	S *	11/2009	Cheng	D23/223
D615,615	S *	5/2010	Cheng	D23/226
D619,208	S	7/2010	Jian et al.	

D650,042	S *	12/2011	Nies	D23/223
D650,044	S *	12/2011	Nies	D23/223
D678,980	S *	3/2013	Nies	D23/223
D702,319	S *	4/2014	Mammen	D23/223
D712,512	S *	9/2014	Mammen	D23/226
D714,422	S *	9/2014	Mammen	D23/226
D714,423	S *	9/2014	Mammen	D23/226
D714,908	S *	10/2014	Mammen	D23/226
D736,350	S *	8/2015	Cheng	D23/226
D746,946	S	1/2016	Naslund	
D746,947	S *	1/2016	Naslund	D23/223
9,559,458	B2	1/2017	Zhang et al.	
D779,041	S *	2/2017	Chen	D23/226
D782,005	S *	3/2017	Naslund	D23/223

(Continued)

OTHER PUBLICATIONS

U.S. Appl. No. 29/600,627, filed Apr. 13, 2017, Fiskars Oyj ABP.
(Continued)

Primary Examiner — Robin V Webster
(74) *Attorney, Agent, or Firm* — Foley & Lardner LLP


(57) **CLAIM**

We claim the ornamental design for a nozzle, as shown and described.

DESCRIPTION

FIG. 1 is a top perspective view of a nozzle showing our new design;
FIG. 2 is front view thereof;
FIG. 3 is a rear view thereof;
FIG. 4 is a left side view thereof;
FIG. 5 is a right side view thereof;
FIG. 6 is a top view thereof; and,
FIG. 7 is a bottom view thereof.
The broken line showing of portions of the nozzle is included for the purpose of illustrating and forms no part of the claimed design.

1 Claim, 5 Drawing Sheets



(56)

References Cited

U.S. PATENT DOCUMENTS

D782,008 S 3/2017 Naslund et al.
D783,125 S * 4/2017 Chen D23/226
D802,092 S 11/2017 Naslund et al.
D808,499 S 1/2018 Naslund et al.

OTHER PUBLICATIONS

U.S. Appl. No. 29/600,628, filed Apr. 13, 2017, Fiskars Oyj ABP.
U.S. Appl. No. 29/600,632, filed Apr. 13, 2017, Fiskars Oyj ABP.
U.S. Appl. No. 29/600,633, filed Apr. 13, 2017, Fiskars Oyj ABP.
U.S. Appl. No. 29/600,634, filed Apr. 13, 2017, Fiskars Oyj ABP.
U.S. Appl. No. 29/612,769, filed Aug. 3, 2017, Fiskars Finland Oy
Ab.
U.S. Appl. No. 29/612,771, filed Aug. 3, 2017, Fiskars Finland Oy
Ab.
U.S. Appl. No. 29/612,773, filed Aug. 3, 2017, Fiskars Finland Oy
Ab.
U.S. Appl. No. 29/612,774, filed Aug. 3, 2017, Fiskars Finland Oy
Ab.

* cited by examiner

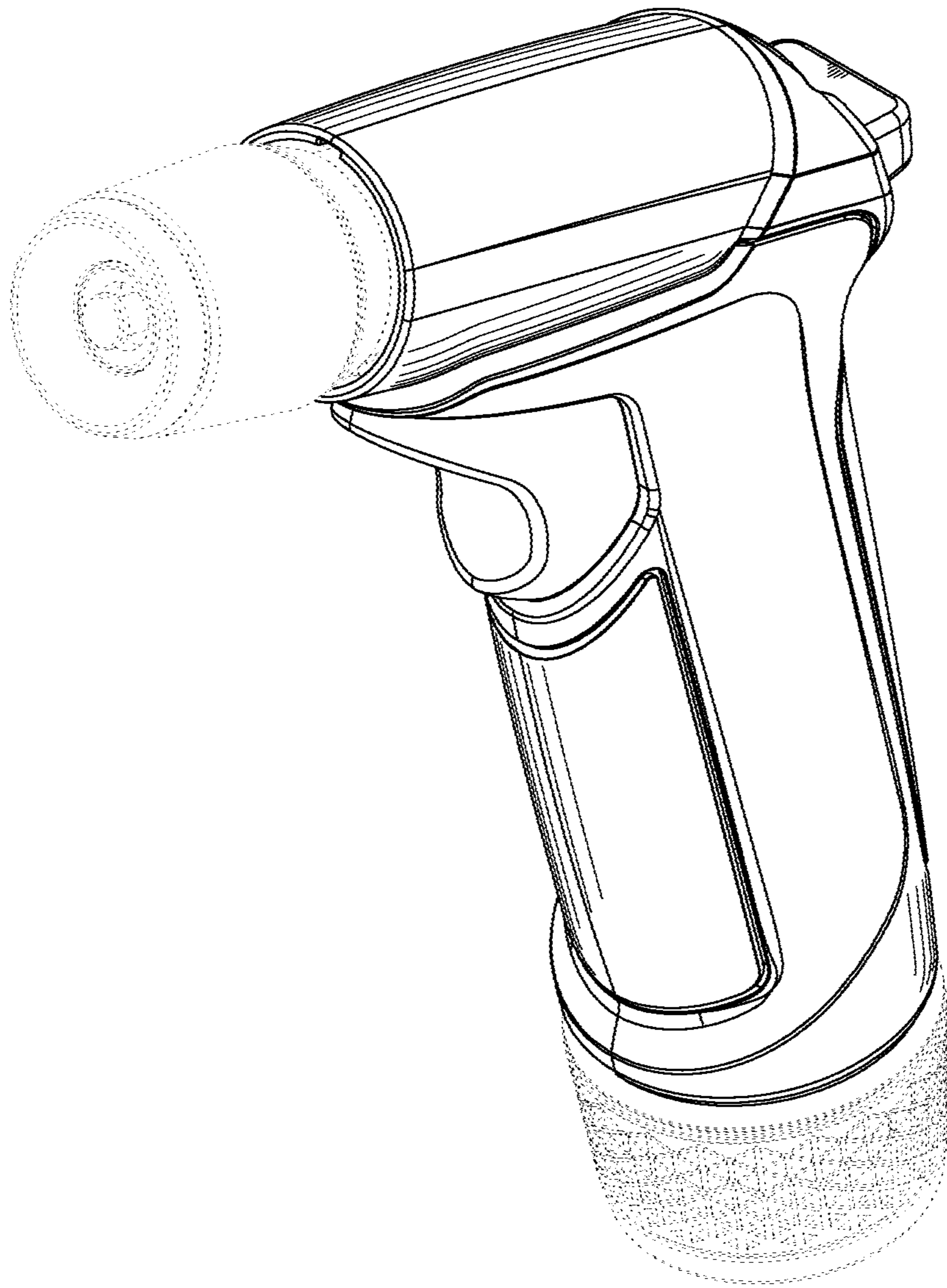


FIG. 1

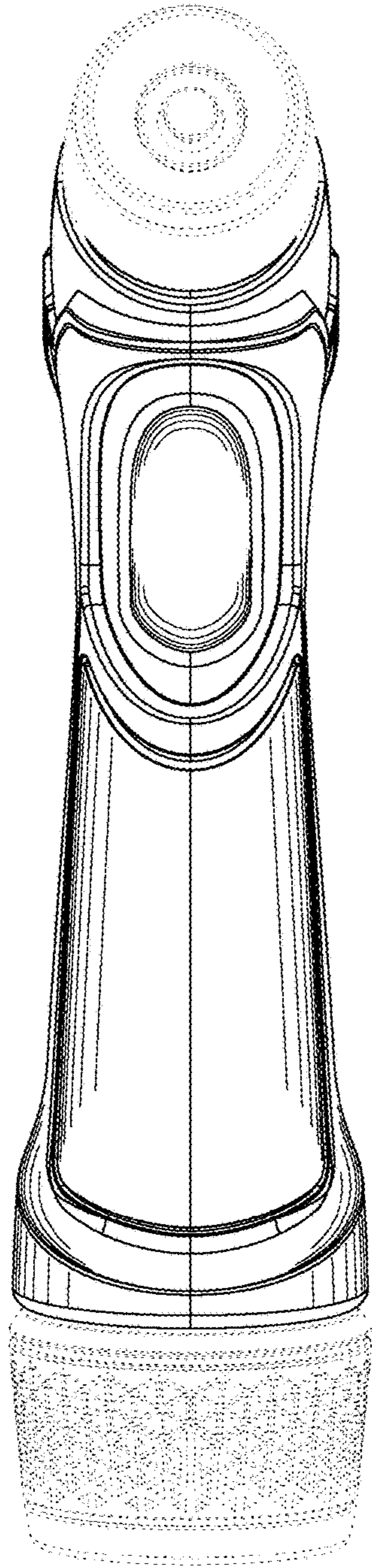


FIG. 2

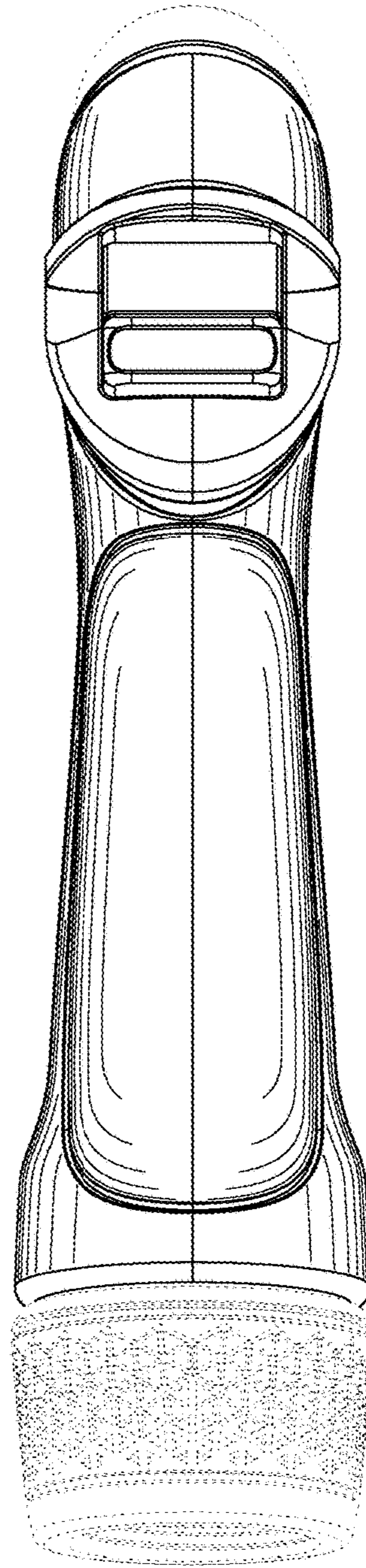


FIG. 3

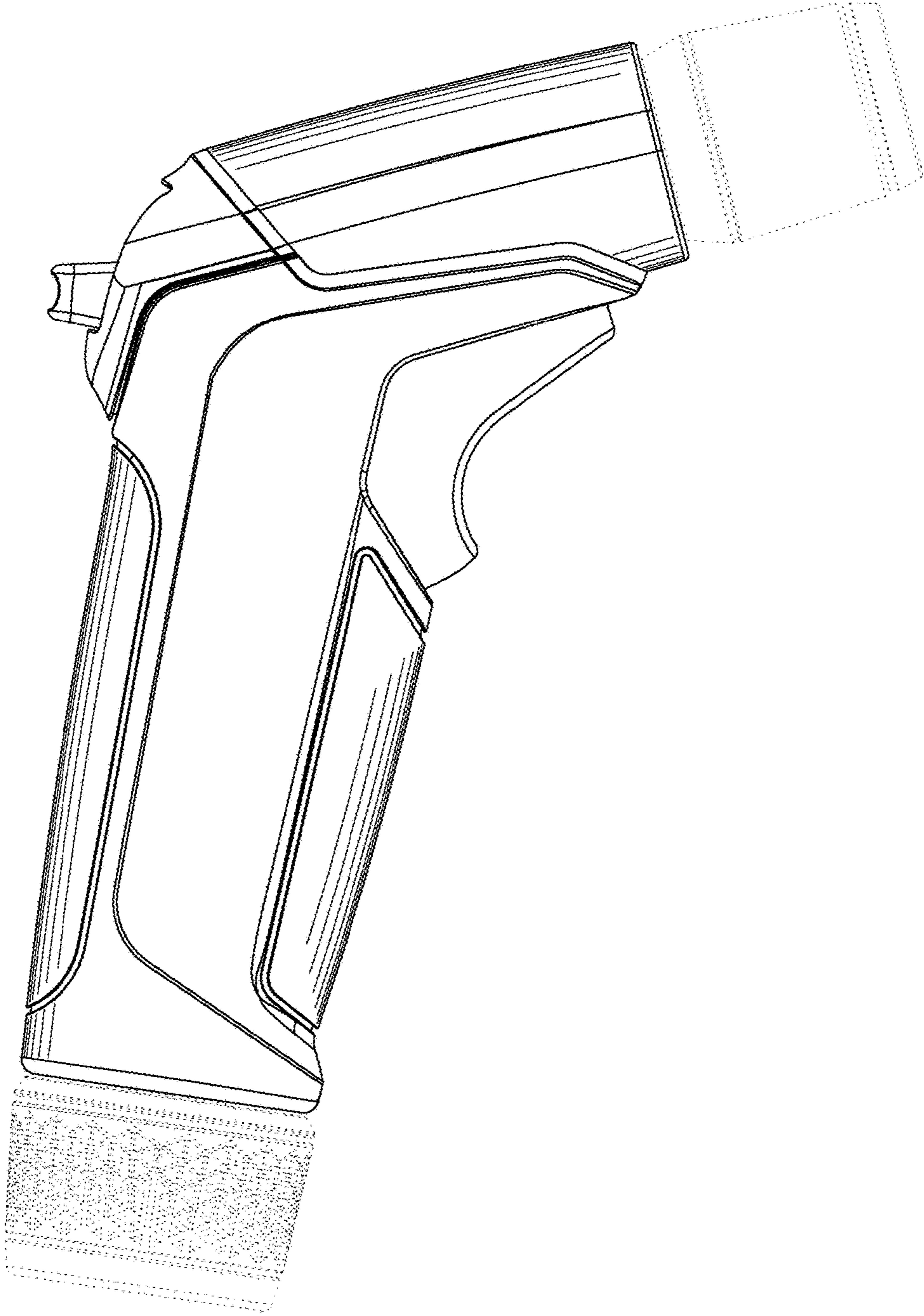


FIG. 4

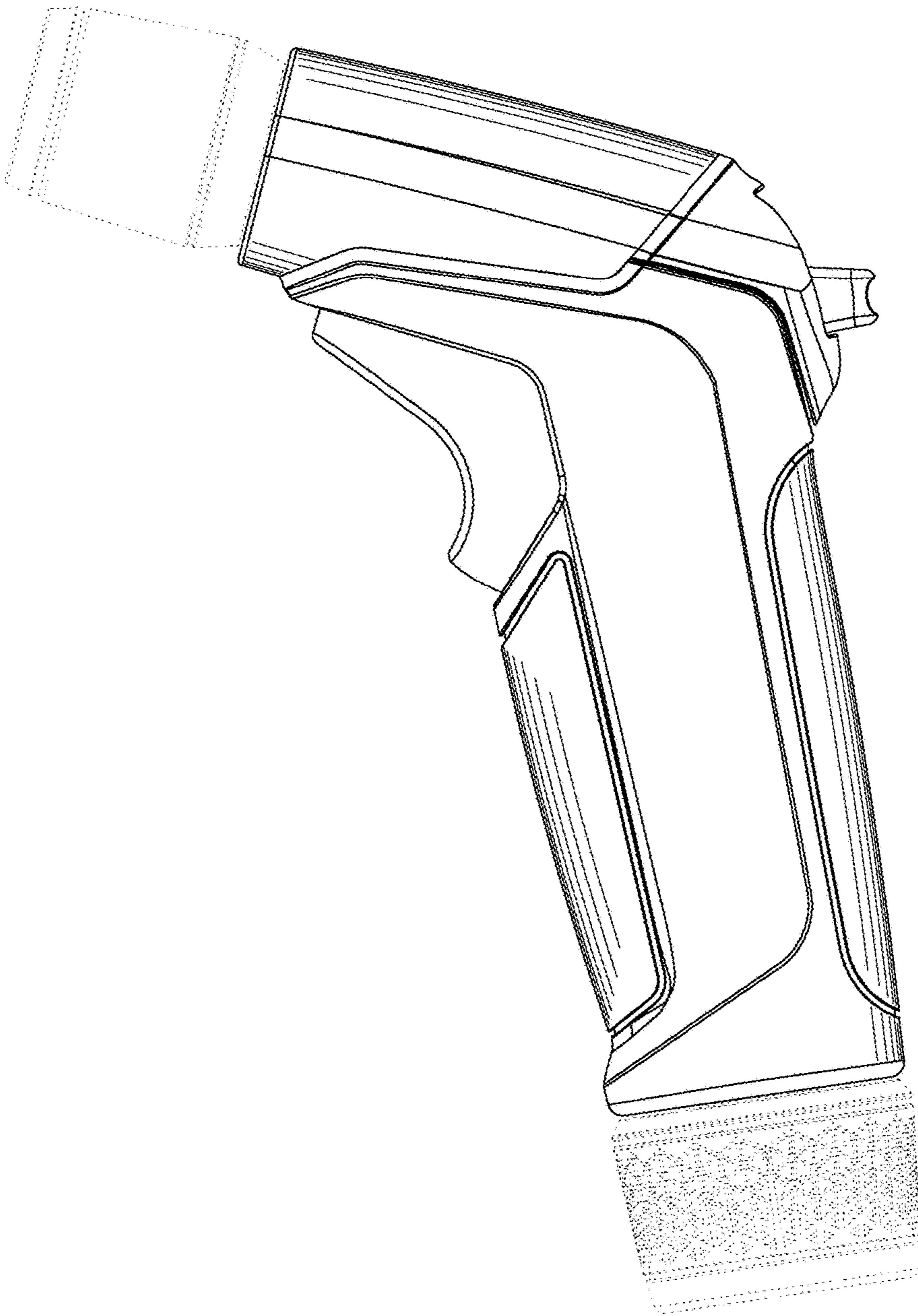


FIG. 5

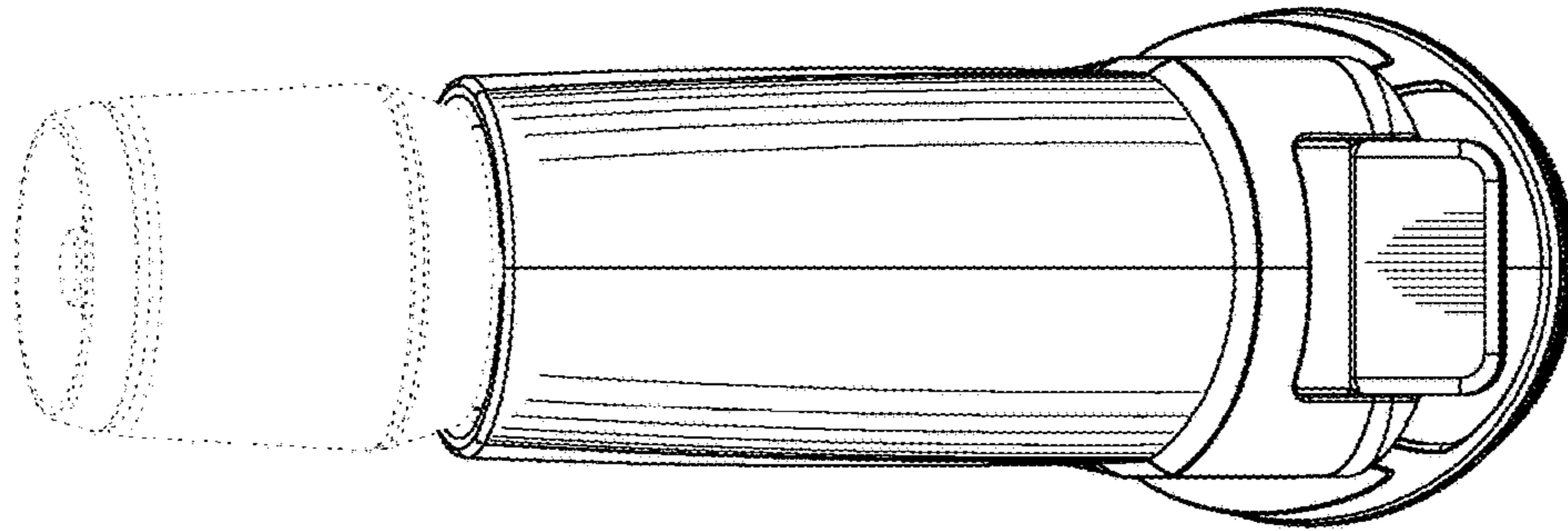


FIG. 6

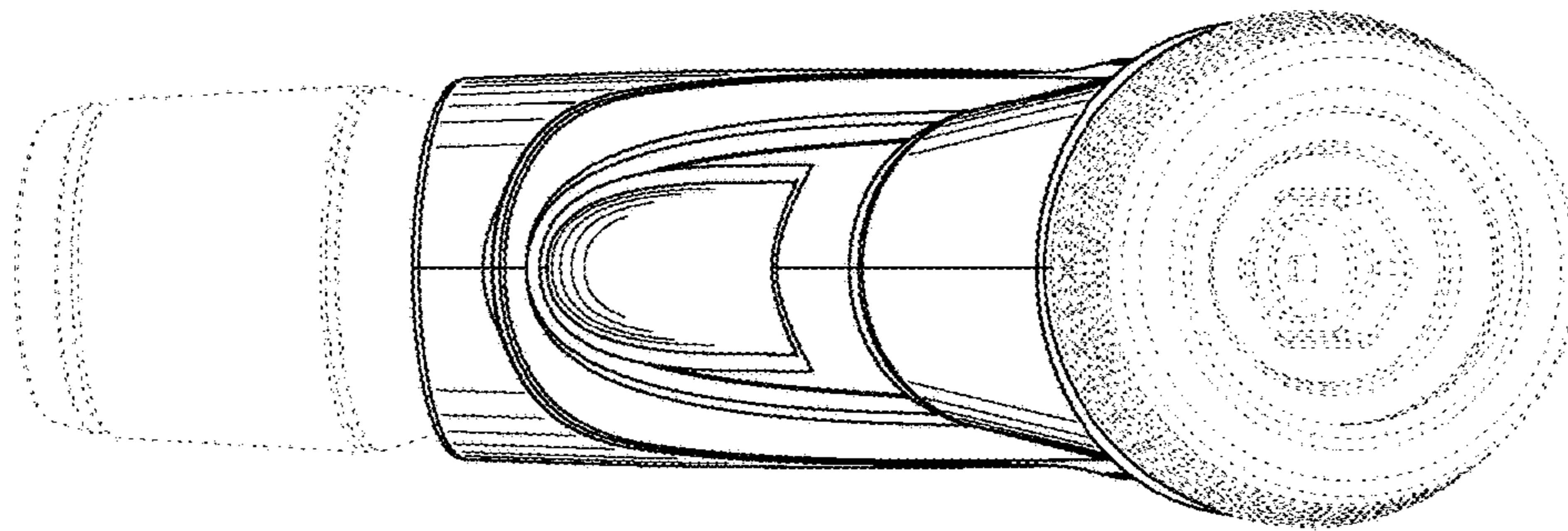


FIG. 7