



US00D824484S

(12) **United States Design Patent** (10) **Patent No.:** **US D824,484 S**
Zou (45) **Date of Patent:** **** Jul. 31, 2018**

(54) **FILTER UNIT** D760,868 S * 7/2016 Lu D23/209
D764,021 S * 8/2016 Lu D23/209
(71) Applicant: **Qingdao Ecopure Filter Co., Ltd.,** D770,011 S * 10/2016 Nelson D23/209
Qingdao (CN) D773,608 S * 12/2016 Nelson D23/209
D774,623 S * 12/2016 Lu D23/209
(72) Inventor: **Zhibin Zou,** Qingdao (CN) D788,879 S * 6/2017 Zou D23/209
D792,943 S * 7/2017 Zou D23/209
D794,749 S * 8/2017 Zou D23/209
(73) Assignee: **QINGDAO ECOPURE FILTER CO.,** D794,750 S * 8/2017 Zou B01D 29/21
LTD., Qingdao, Shangdong Province D23/209
(CN) D794,751 S * 8/2017 Zou D23/209
D795,995 S * 8/2017 Zou B01D 35/30
D23/209
(**) Term: **15 Years** 9,868,081 B1 * 1/2018 Zhang B01D 35/153

(21) Appl. No.: **29/608,815**

(22) Filed: **Jun. 26, 2017**

(51) **LOC (11) Cl.** **23-01**

(52) **U.S. Cl.**
USPC **D23/209**

(58) **Field of Classification Search**
USPC D23/207, 209; 210/232, 282, 493.2
CPC B01D 35/30; B01D 35/153; B01D 29/111;
C02F 1/003; B29C 47/682
See application file for complete search history.

(56) **References Cited**

U.S. PATENT DOCUMENTS

D322,836 S * 12/1991 Petrucci D23/209
D472,299 S * 3/2003 Fritze B01D 35/30
D23/209
D494,654 S * 8/2004 Macaulay D23/209
D541,371 S * 4/2007 McKay D23/209
D547,821 S * 7/2007 Kennedy D23/207
D599,880 S * 9/2009 Rampen D23/209
D654,565 S * 2/2012 Kruckenberg D23/209
D655,378 S * 3/2012 Kruckenberg D23/209
8,474,631 B2 * 7/2013 Kocksch B01D 29/21
210/450
D731,616 S * 6/2015 Zou D23/209

* cited by examiner

Primary Examiner — Robin V Webster

(74) *Attorney, Agent, or Firm* — Muncy, Geissler, Olds & Lowe, P.C.

(57) **CLAIM**

The ornamental design for a filter unit, as shown and described.

DESCRIPTION

FIG. 1 is a Front elevational view of a filter unit showing my new design;
FIG. 2 is a Rear elevational view thereof;
FIG. 3 is a Left side view thereof;
FIG. 4 is a Right side view thereof;
FIG. 5 is a Top plan view thereof;
FIG. 6 is a Bottom plan view thereof; and,
FIG. 7 is a Perspective view thereof.
The broken lines in the drawing depict portions of the filter unit that form no part of the claimed design.

1 Claim, 7 Drawing Sheets




Fig 1




Fig 2




Fig 3




Fig 4




Fig 5

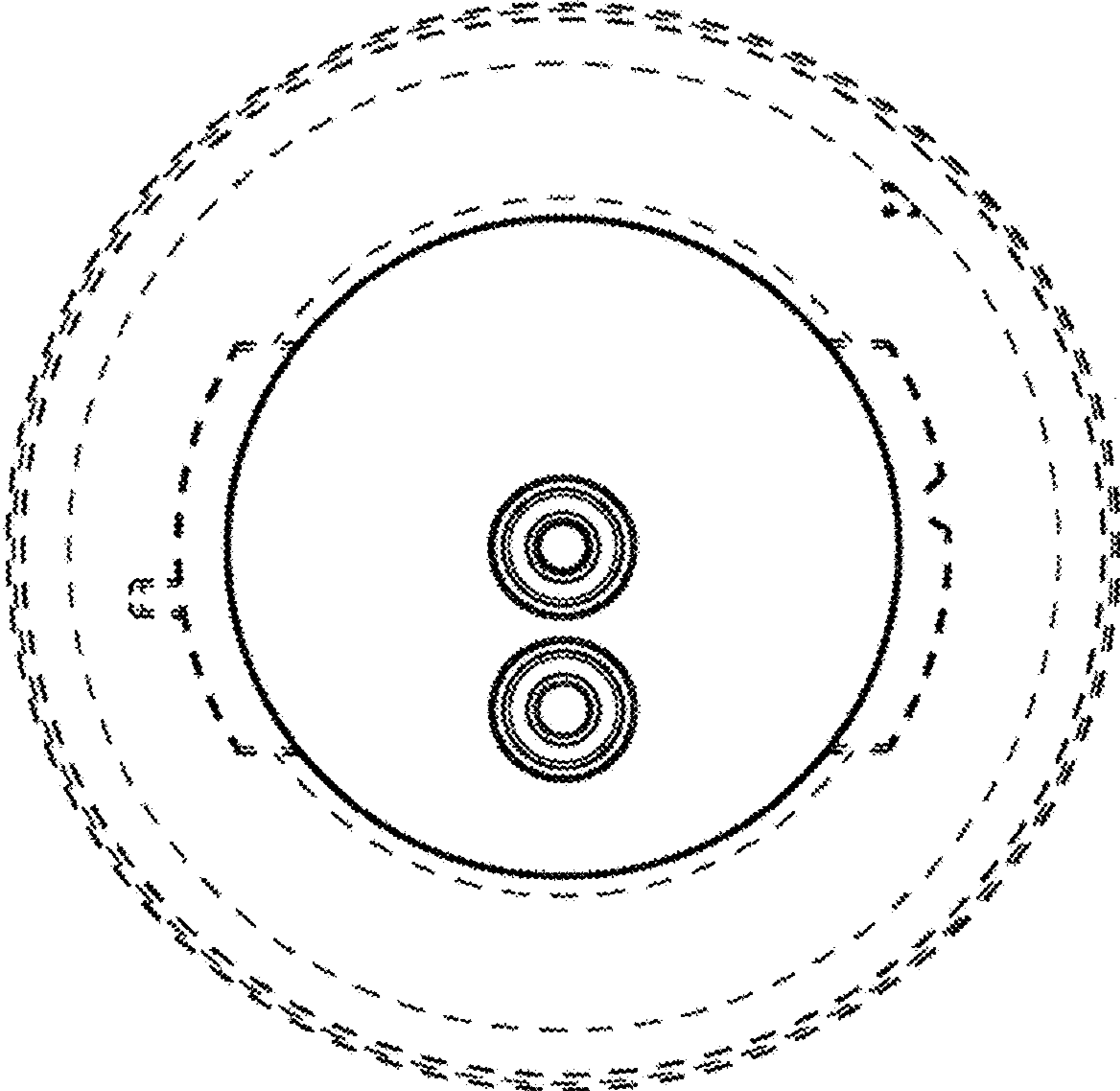


Fig 6

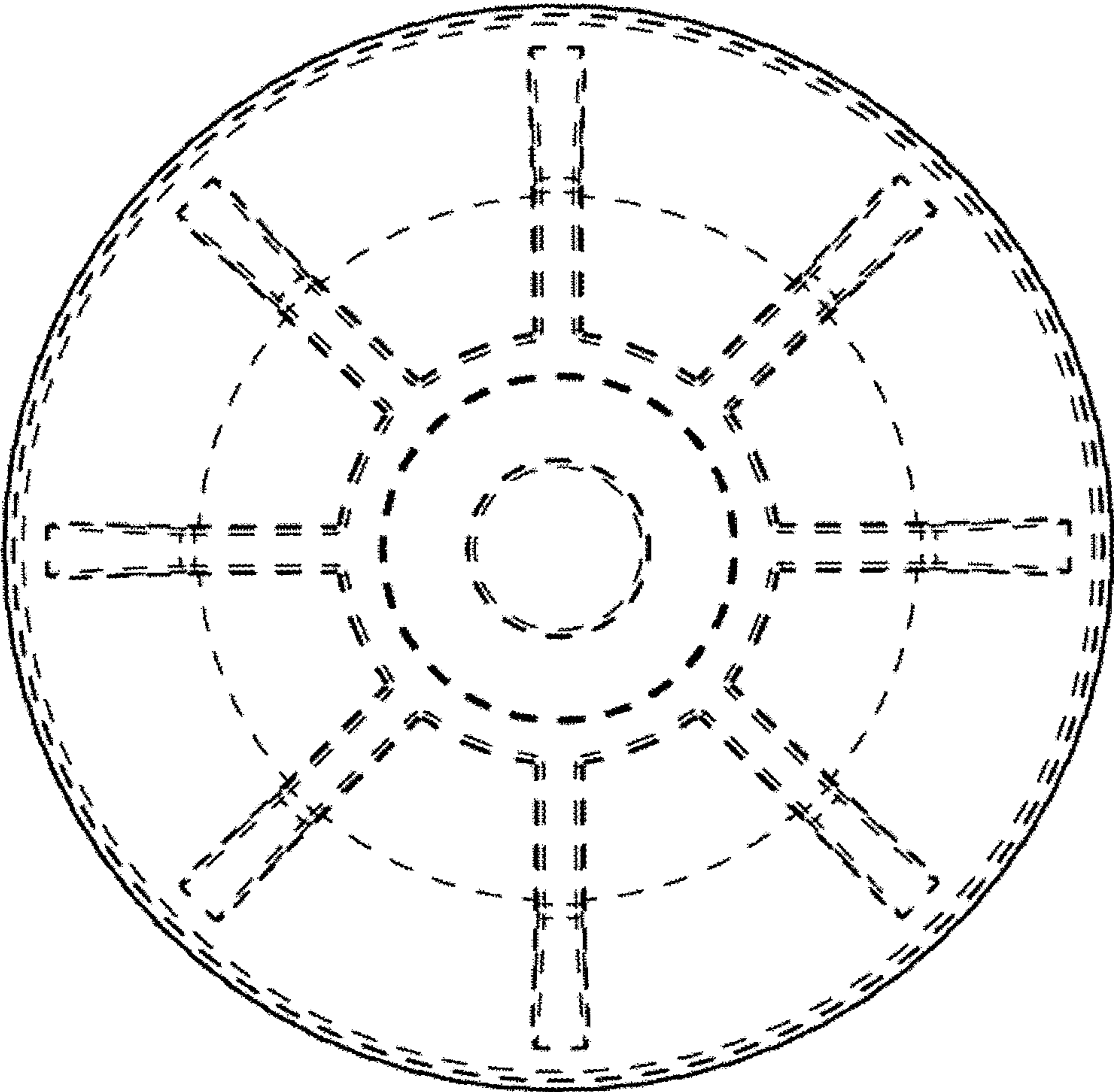


Fig 7

