



US00D824482S

(12) **United States Design Patent** (10) **Patent No.:** **US D824,482 S**
Geissele (45) **Date of Patent:** **** Jul. 31, 2018**

(54) **FIREARM MOUNT**

11/001; F41G 11/002; F41G 11/003;
F41G 11/004; F41G 11/005

See application file for complete search history.

(71) Applicant: **WHG Properties, LLC**, North Wales,
PA (US)

(56)

References Cited

(72) Inventor: **William H. Geissele**, Lower Gwynedd,
PA (US)

U.S. PATENT DOCUMENTS

(73) Assignee: **WHG Properties, LLC**, North Wales,
PA (US)

(**) Term: **15 Years**

(21) Appl. No.: **29/635,365**

(22) Filed: **Jan. 30, 2018**

Related U.S. Application Data

(62) Division of application No. 29/584,526, filed on Nov.
15, 2016.

(51) **LOC (11) Cl.** **22-01**

(52) **U.S. Cl.**

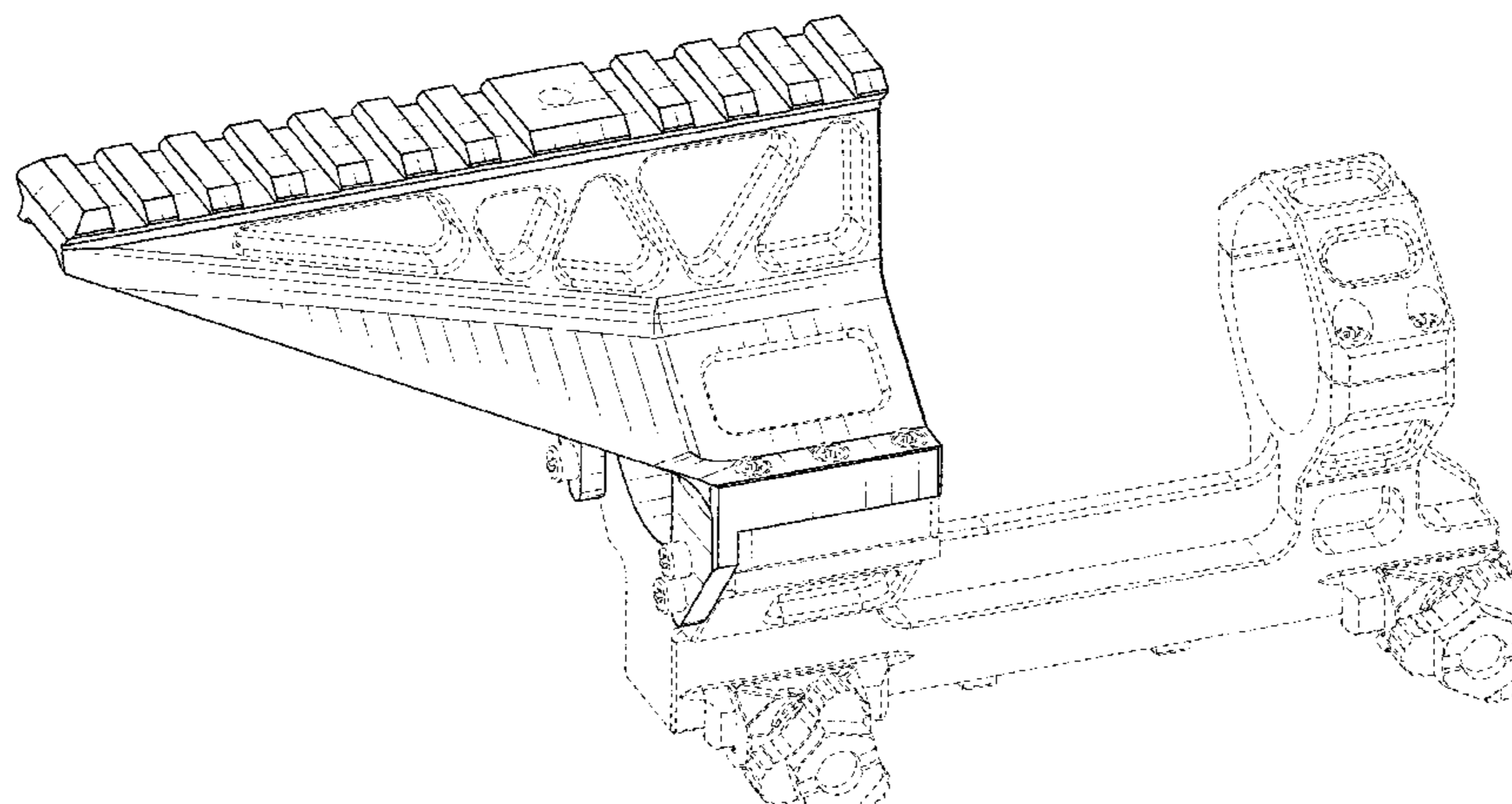
USPC **D22/110**

(58) **Field of Classification Search**

USPC D22/108-110; D16/130, 132-134, 330;
89/111-113; 359/399, 823; 42/104, 105,
42/111-113, 116, 120, 124-129,
42/141-148, 133-140; 33/227, 229

CPC F41G 1/00; F41G 1/01; F41G 1/02; F41G
1/06; F41G 1/065; F41G 1/08; F41G
1/10; F41G 1/12; F41G 1/14; F41G 1/30;
F41G 1/32; F41G 1/38; F41G 1/40; F41G
1/42; F41G 1/44; F41G 1/46; F41G
1/383; F41G 1/387; F41G 1/393; F41G
3/00; F41G 3/005; F41G 3/02; F41G
3/04; F41G 3/06; F41G 3/14; F41G

D127,735 S	4/1941	Dreyfuss	
2,671,287 A	3/1954	Hayes	
D187,412 S	3/1960	Young	
3,091,878 A	6/1963	Savioli	
3,269,045 A	8/1966	McGaughey	
D253,513 S	11/1979	Bertani	
D269,409 S	6/1983	Ferdinand et al.	
D276,838 S	12/1984	Hill et al.	
D291,470 S	8/1987	Bechtel	
4,709,617 A	12/1987	Nderson	
D318,313 S	7/1991	Bechtel	
D318,708 S *	7/1991	Bechtel	D22/110
5,417,002 A	5/1995	Guerra	
D367,312 S	2/1996	Martel	
D409,156 S	5/1999	Taylor et al.	
D410,061 S	5/1999	Emerson	
5,941,489 A *	8/1999	Fanelli	F41G 1/16 248/298.1
D434,475 S	11/2000	Meda	
D435,885 S *	1/2001	Wallace	D22/100
D462,111 S	8/2002	Turnau, III et al.	
D463,246 S	9/2002	Becker	
D464,249 S	10/2002	Laabs et al.	
D467,789 S	12/2002	Laabs et al.	
D486,878 S *	2/2004	Selvaggio	F41G 11/003 D22/110
D493,348 S	7/2004	Bertani	
D508,021 S	8/2005	Wirth	
D511,365 S	11/2005	Ding	
D513,056 S	12/2005	Ding	
D513,298 S	12/2005	Ding	
D513,299 S	12/2005	Ding	
D513,633 S	1/2006	Ding	
D520,949 S	5/2006	Wirth	
D533,618 S *	12/2006	Swan	D22/110
D537,901 S *	3/2007	Elkaim	D22/109
D537,902 S *	3/2007	Elkaim	D22/109
D539,632 S	4/2007	Ma	
D542,880 S *	5/2007	Cheng	D22/110
D543,605 S *	5/2007	Cheng	D22/110
D548,811 S *	8/2007	Swan	D22/109
D554,730 S	11/2007	Coggins	
D555,750 S	11/2007	Cheng	
D555,751 S	11/2007	Cheng	
D559,775 S	1/2008	Liukkula et al.	



D575,619	S	8/2008	Bertani	
D577,495	S	9/2008	Borovicka et al.	
7,481,016	B2	1/2009	Gonzalez	
D594,085	S	6/2009	Moody	
D607,959	S	1/2010	Moody	
D609,550	S	2/2010	Wan et al.	
D632,753	S	2/2011	Leighton	
7,900,390	B2	3/2011	Moody et al.	
D644,085	S	8/2011	Jungen	
D654,134	S *	2/2012	Edge	D22/108
D664,232	S *	7/2012	Storch	D22/108
D668,761	S	10/2012	Schad	
D672,840	S *	12/2012	Neufeld	D22/108
D673,239	S	12/2012	Cheng	
8,522,469	B2 *	9/2013	Baker	F41G 11/003 42/124
8,528,140	B1	9/2013	Phillips	
D713,921	S	9/2014	Williams	
D715,393	S	10/2014	Williams	
D718,832	S	12/2014	Huang	
9,015,982	B1 *	4/2015	Powers	F41G 1/44 42/119
D732,628	S *	6/2015	Cheng	D22/108
D738,986	S	9/2015	Anderson	
D739,912	S *	9/2015	Norberg	D22/108
D741,442	S	10/2015	Wilson	
D761,929	S *	7/2016	Hormann	D22/108
D762,098	S	7/2016	Bertani	
D762,439	S	8/2016	Bertani	
D768,257	S	10/2016	Boyd	
9,470,480	B2	10/2016	Kirchhoff	
D779,623	S	2/2017	Geissele	
D781,985	S	3/2017	McKillips	
D781,987	S	3/2017	Geissele	
D783,112	S	4/2017	Geissele	
D783,759	S	4/2017	Geissele	
D784,787	S	4/2017	Bertani	
D787,007	S	5/2017	Maughn	
9,644,913	B2	5/2017	Dextraze	
9,733,034	B1	8/2017	Viani	
D798,129	S	9/2017	Bertani	
D802,077	S	11/2017	Geissele	
9,857,146	B1 *	1/2018	Shelton	F41G 11/003
D813,639	S	3/2018	Osanai	
D817,437	S *	5/2018	Hancosky	D22/109
2005/0183311	A1	8/2005	Diaz et al.	
2005/0229465	A1	10/2005	Dextraze	
2008/0005952	A1	1/2008	Sutherby	
2009/0038201	A1 *	2/2009	Cheng	F41G 11/003 42/127
2011/0167696	A1	7/2011	Gangl	
2011/0197491	A1 *	8/2011	McCann	F41G 1/033 42/132
2013/0008073	A1 *	1/2013	Clifton	F41G 11/003 42/125
2013/0185985	A1 *	7/2013	Ballard	F41G 1/00 42/148
2013/0312309	A1	11/2013	Rorick	
2014/0259854	A1	9/2014	Williams	
2015/0198397	A1	7/2015	Motley	
2016/0102946	A1 *	4/2016	Sharron	F41G 11/003 42/90
2016/0102947	A1	4/2016	Visinski	
2016/0363416	A1 *	12/2016	Klotz	F41C 27/00
2017/0059280	A1	3/2017	Fravor	

OTHER PUBLICATIONS

Midwest Industries AK Railed Side Scope Mount Aluminum Black MI-AKSM, CheaperThanDirt.com, [online], [site visited May 16, 2018]. <URL: <https://www.cheaperthandirt.com/product/midwest-industries-ak-railed-side-scope-mount-aluminum-black-nmi-aksm-816537012030.do>> (Year: 2018).*

H&R1871 NEF Pardner Pump Shotgun Scope Base Rail Mount, TrinitySupply.com, [online], [site visited May 16, 2018]. <URL: <https://www.trinitysupply.com/H-R-1871-shotgun-saddle-mount-p/295.htm>> (Year: 2018).*

Install Badger Embedded Front Rail (EFR), ShortActionCustoms.com, by admin, Jan. 17, 2011, [online], [site visited May 16, 2018]. < URL: <http://shortactioncustoms.com/install-badger-embedded-front-frail-efd>> (Year: 2011).*

TFB Review: Armageddon Tactical AK47 Hinged Side Rail Mount, TheFirearmBlog.com, Aug. 23, 2017, <http://www.thefirearmblog.com/blog/2017/08/23/tfb-review-armageddon-tactical-ak47-hinged-side-rail-mount>.

SKS See Thru Scout Scope Mount by Brass Stacker, MountPlus.com, http://www.mountplus.com/AR-15_Accessories/AR-15_Scope_Rings/151-TGR-SKS-SSM.html (2018).

Trinity Force 30mm Monolithic Quick-Detach Scope Mount w/Top Rail and 1-inch Inserts, DeltaTeamTactical.com, https://www.deltateamtactical.com/Trinity-Force-30mm-Monolithic-Quick-Detach-Scope-Mount-w/Top-Rail-and-1-inch-Inserts_p_4613.html (2018).

FAB Defense Glock Tactical Scope Mount, MidwayUSA.com, <https://www.midwayusa.com/product/1008970315/fab-defense-glock-tactical-scope-mount-all-railed-glock-models> (2018).

Mini 14 Tactical Metal Quad-rail Handguard, IFAtactical.com, <http://www.ifatactical.com/page/19264196> (2018).

Remington 870 Tactical Mount by Barska, Barska.com, <https://www.barska.com/remington-870-tactical-mount-rail-by-barska.html> (2018).

Fm Tactical Scope Mount with 1" Rings and Picatinny Rails on Rings, JGsales.com, <http://www.jgsales.com/fm-tactical-scope-mount-with-1-rings-and-picatinny-rails-on-rings-black-fmtm1-p-3760.html> (2018).

LaRue Tactical Scope Mount QD LT745, LaRue.com, <https://www.larue.com/products/larue-tactical-scope-mount-qd-lt745/> (2018).

VTT Knobs with solid section, Eles-Ganter.com, [online], [site visited May 16, 2018]. <URL:<https://www.elesa-ganter.com/products/clamping-knobs/series/vtt>> (Year 2018).

Tekton 26756 10 pc Slotted and Phillips Screwdriver Set, Ebay.com, [online], [site visited May 16, 2018]. <URL:<https://www.ebay.com/itm/Tekton-26756-10-Pc-Slotted-and-Phillips-Screwdriver-Set-3-Sided-Handle-USA-Made-/222696470652>> (Year 2018).

Mount three-way Pivot Arm assembly extension + 2 knob screw bolt nut for Gopro HD, Ebay.com, [online], [site visited May 16, 2018], <URL:<https://www.ebay.com/itm/mount-three-way-Pivot-Arm-assembly-extension-2-knob>> (Year: 2018).

Krofel Magnetic Vehicle Air Vent Mount with Adjustable Knob, com, [online], [site visited May 16, 2018]. <URL:<https://www.krofel.com/product/krofel-magnetic-car-air-vent-holder/>> (Year 2018).

* cited by examiner

Primary Examiner — T. Chase Nelson
Assistant Examiner — Jonathan J Han
(74) Attorney, Agent, or Firm — Fox Rothschild LLP

(57) CLAIM

The ornamental design for a firearm mount, as shown and described.

DESCRIPTION

FIG. 1 is a top, front, left side perspective view of a firearm mount in accordance with the present disclosure;
FIG. 2 is a front view of the firearm mount of FIG. 1.
FIG. 3 is a rear view of the firearm mount of FIG. 1.
FIG. 4 is a right side view of the firearm mount of FIG. 1.
FIG. 5 is a left side view of the firearm mount of FIG. 1.
FIG. 6 is a top view of the firearm mount of FIG. 1; and,
FIG. 7 is a bottom view of the firearm mount of FIG. 1.

The broken lines in the Figures are used to illustrate unclaimed parts of the invention and form no part of the claimed design.

1 Claim, 6 Drawing Sheets

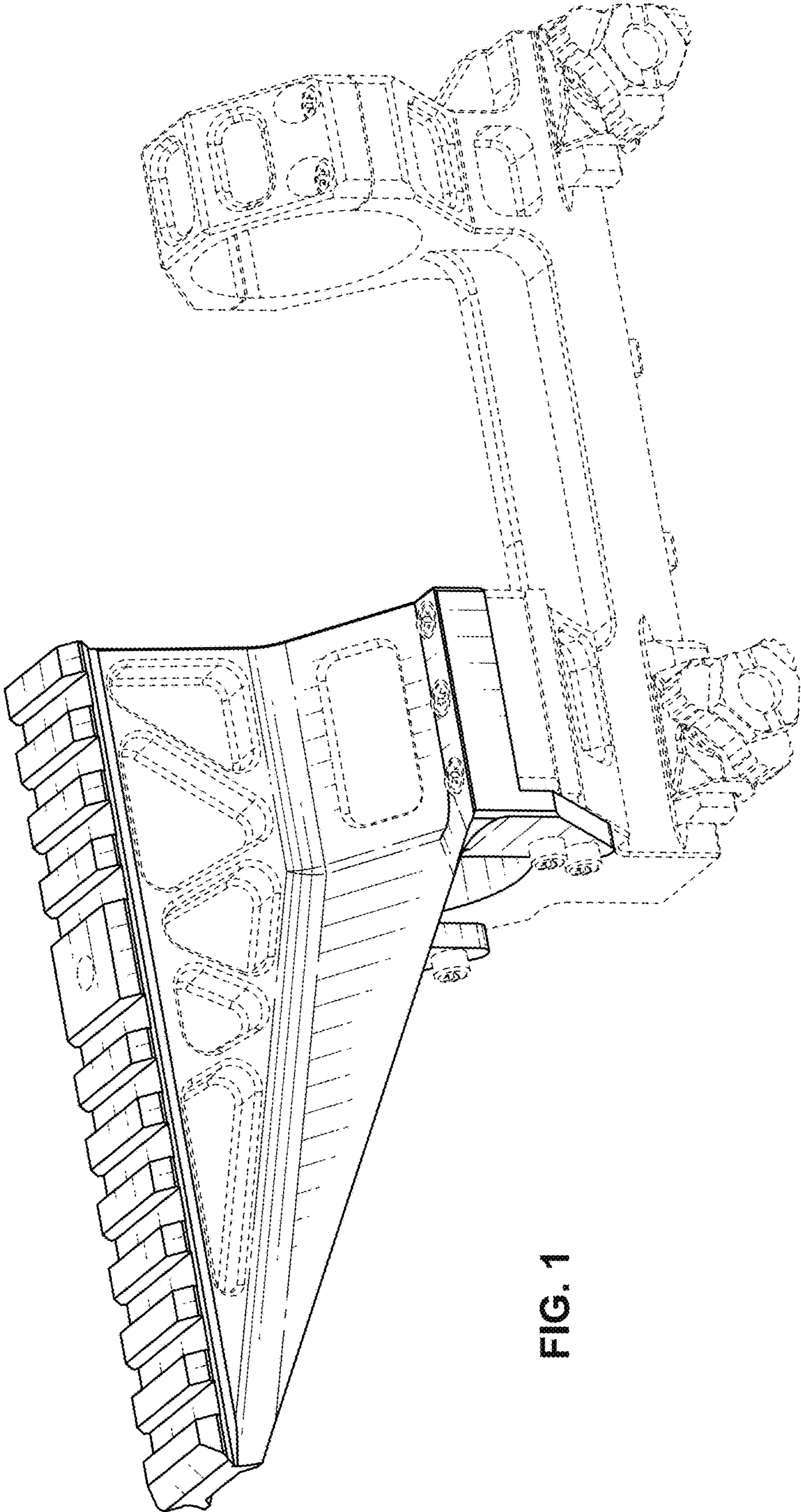


FIG. 1

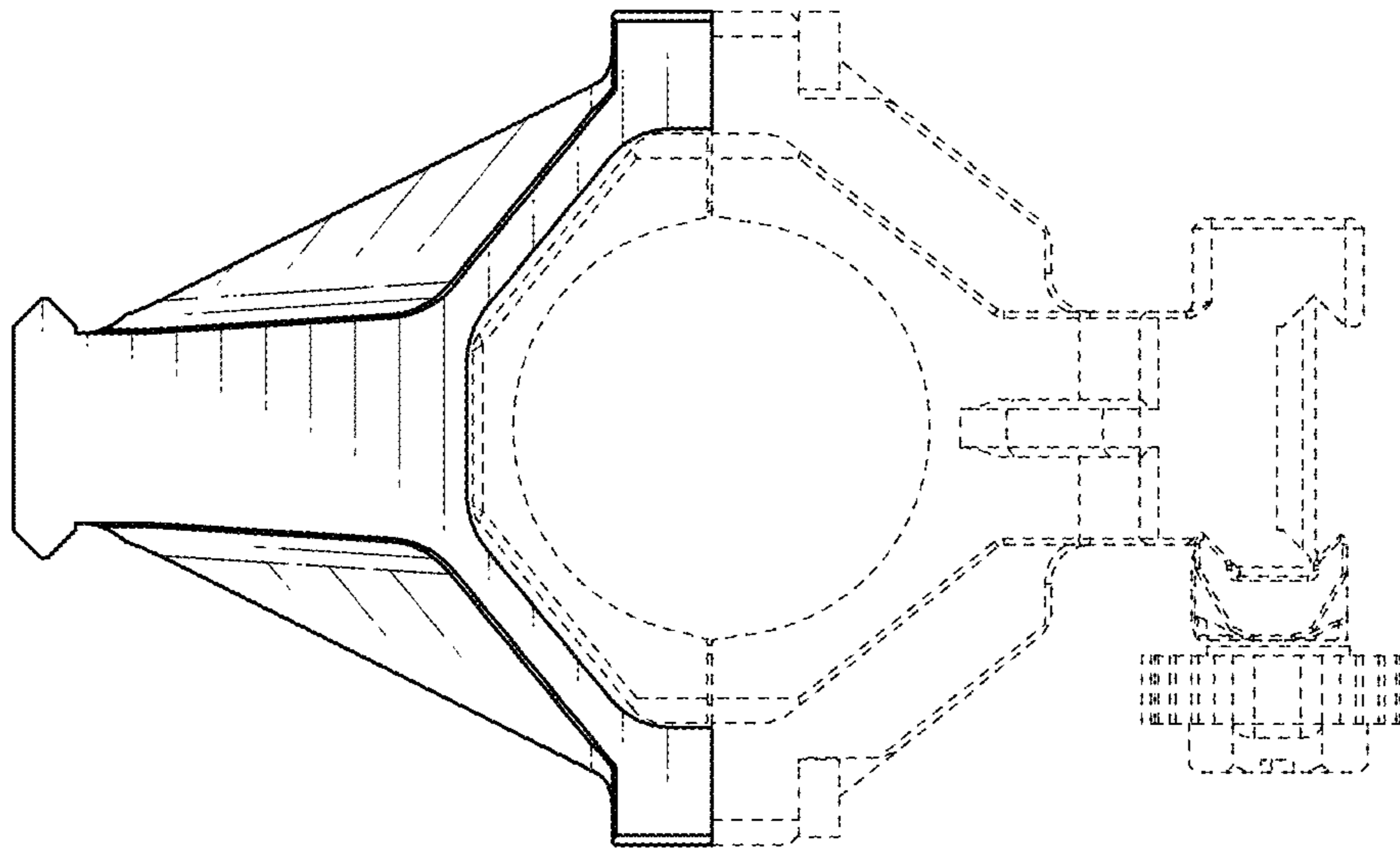


FIG. 3

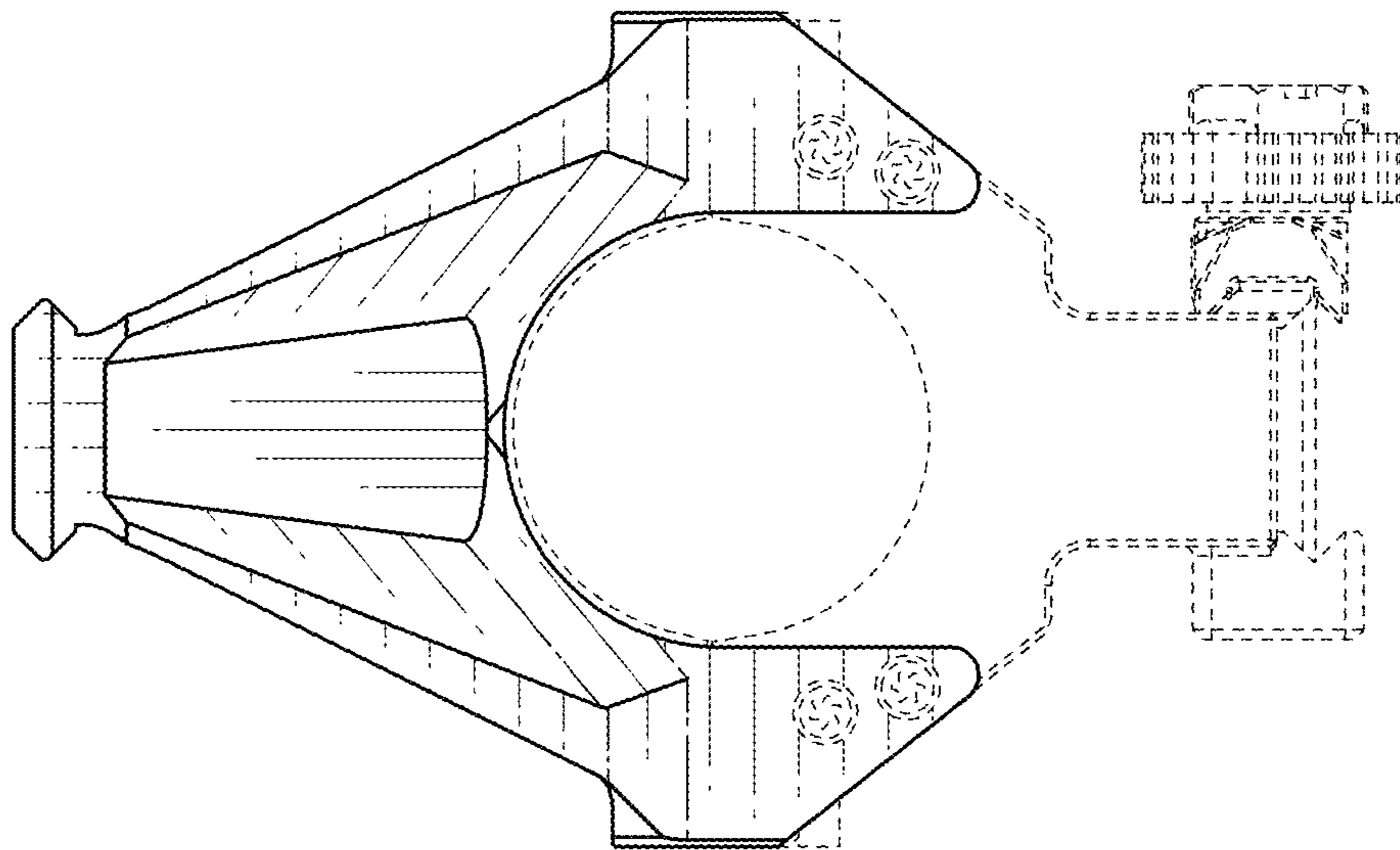
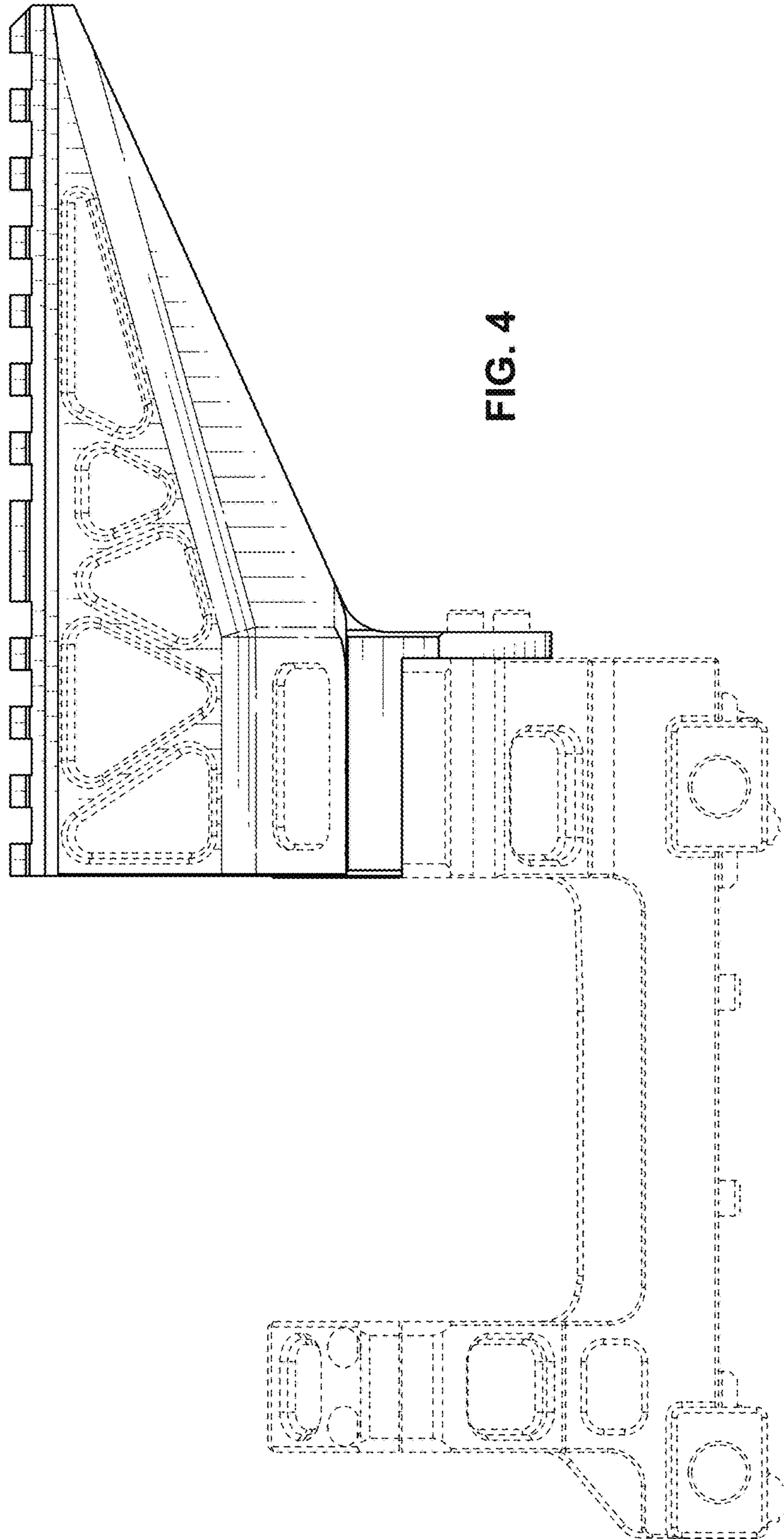


FIG. 2



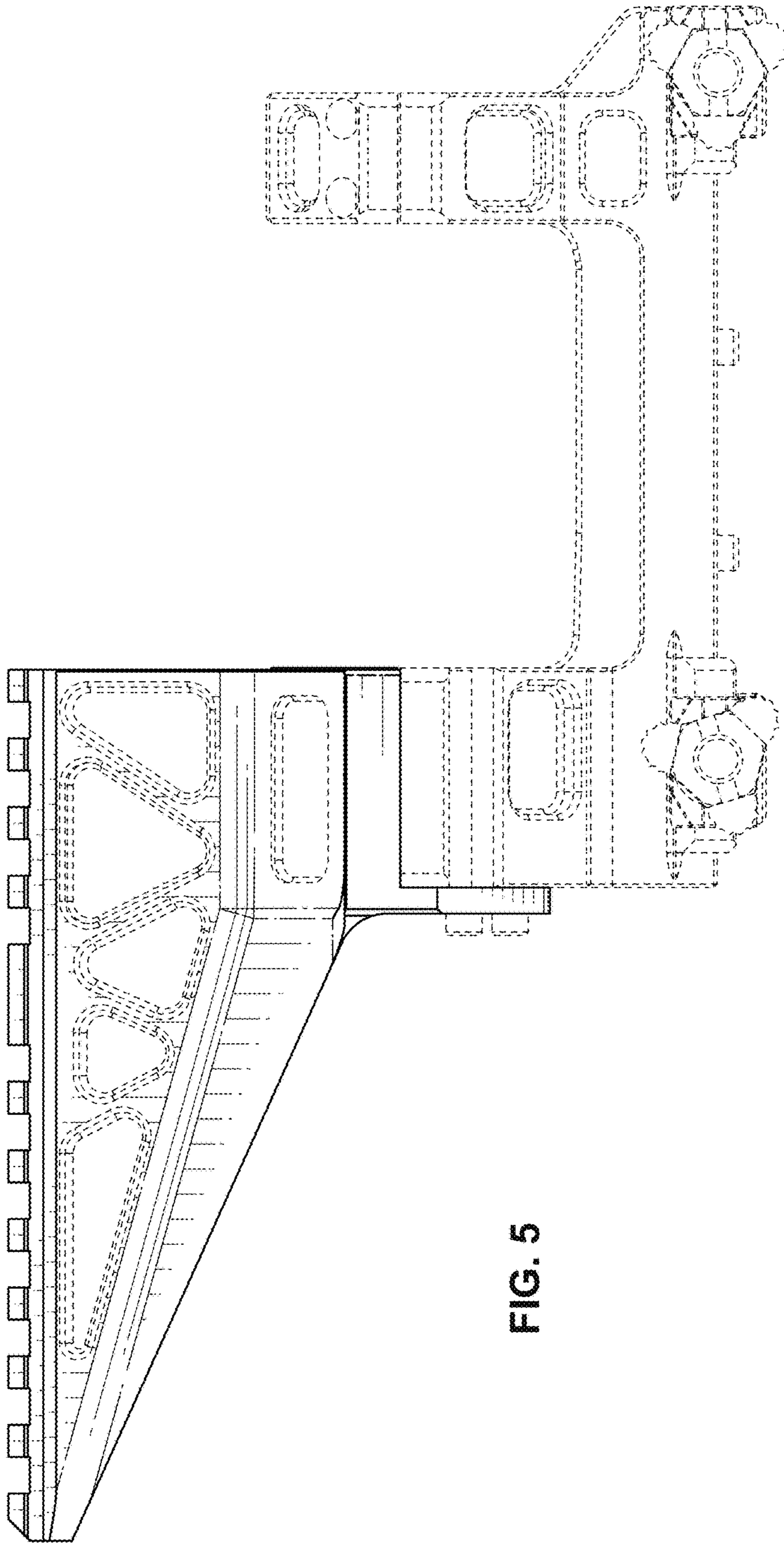


FIG. 5

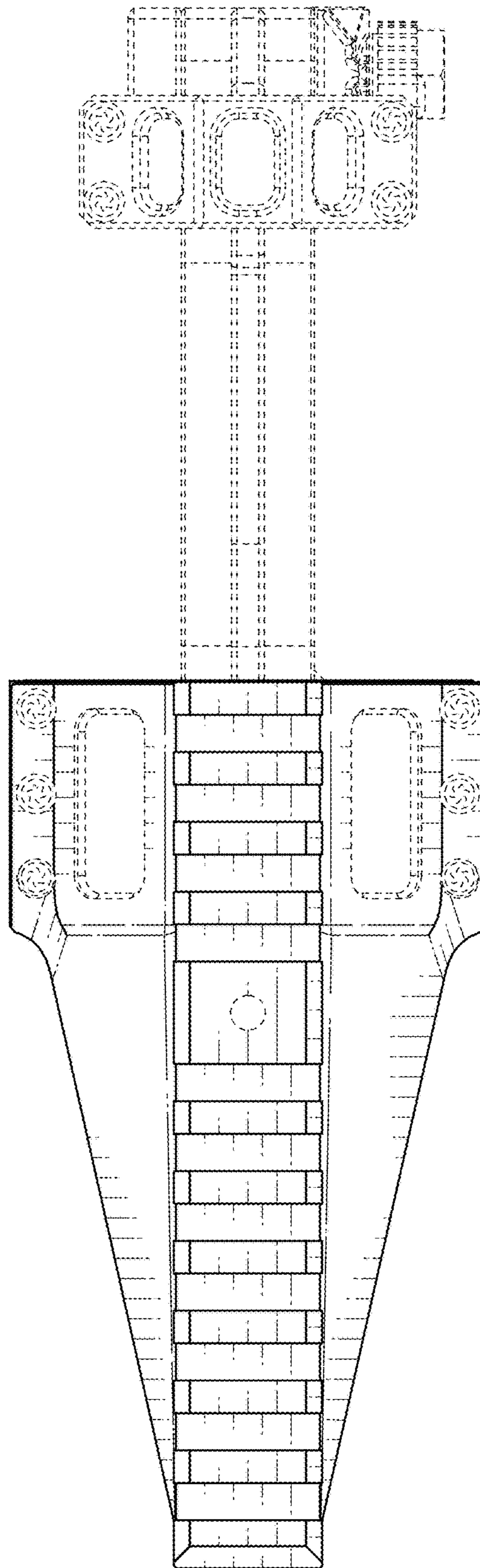


FIG. 6

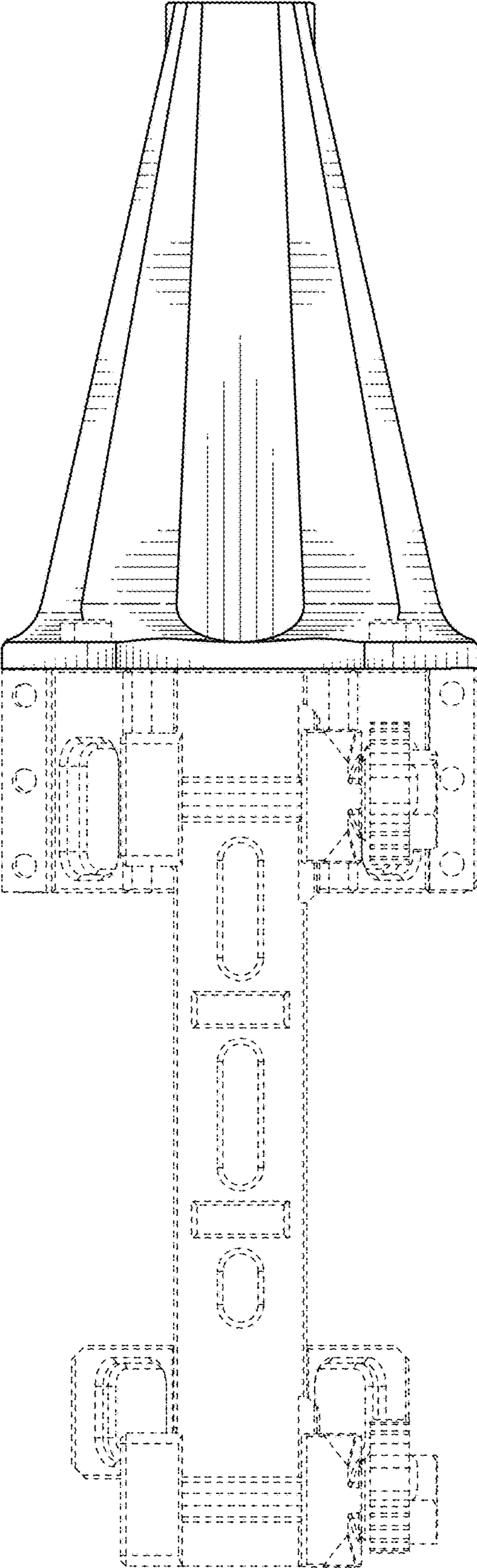


FIG. 7