



US00D824473S

(12) **United States Design Patent** (10) **Patent No.:** **US D824,473 S**
Biancofiore (45) **Date of Patent:** **** Jul. 31, 2018**

(54) **ANIMAL HEAD**
(71) Applicant: **Rachel Biancofiore**, Chattanooga, TN (US)
(72) Inventor: **Rachel Biancofiore**, Chattanooga, TN (US)
(73) Assignee: **Creative Cedar Designs, Inc.**, Chattanooga, TN (US)
(**) Term: **15 Years**
(21) Appl. No.: **29/607,987**
(22) Filed: **Jun. 19, 2017**
(51) **LOC (11) Cl.** **21-03**
(52) **U.S. Cl.**
USPC **D21/825**
(58) **Field of Classification Search**
USPC D21/811, 814, 823-825, 831, 832,
D21/427-429, 576, 577, 596-620, 623,
D21/650-657
CPC A63G 9/00-9/22; A63G 15/00; A47D
13/105
See application file for complete search history.

(56) **References Cited**
U.S. PATENT DOCUMENTS
D7,179 S * 2/1874 De Nottbeck D21/825
277,902 A * 5/1883 Hyde A47C 1/11
297/181
783,921 A * 2/1905 Abell A47C 1/11
297/181
1,148,395 A * 7/1915 Moore A63G 13/06
297/243
1,345,333 A * 6/1920 Jochumsen A47D 13/105
472/120
1,390,502 A * 9/1921 Clouser A47D 13/105
297/274

1,941,824 A * 1/1934 Booth A63G 9/00
297/245
2,027,089 A * 1/1936 Carraway A63G 9/20
472/120
D100,589 S * 7/1936 Tinker D21/825
D137,811 S * 5/1944 Miller D21/825
D138,371 S * 7/1944 Churchill D21/825
2,371,384 A * 3/1945 Dyer, Jr. A47D 13/105
297/181
D142,708 S * 10/1945 Ebding D21/825
D148,551 S * 2/1948 MacKay D21/825
D162,693 S * 3/1951 St. Lous D21/825
D165,593 S * 1/1952 Low D21/825
D168,439 S * 12/1952 Dichesare D21/825
D184,326 S * 1/1959 Wormser D21/825
D210,036 S * 1/1968 Gervais D21/825
D210,139 S * 2/1968 Harness D21/825
D241,561 S * 9/1976 Tomalinas, Jr. D21/825
D254,022 S * 1/1980 Knight D21/825
D254,023 S * 1/1980 Knight D21/825

(Continued)

Primary Examiner — Mitchell I. Siegel
(74) *Attorney, Agent, or Firm* — Stephen J. Stark; Miller & Martin PLLC

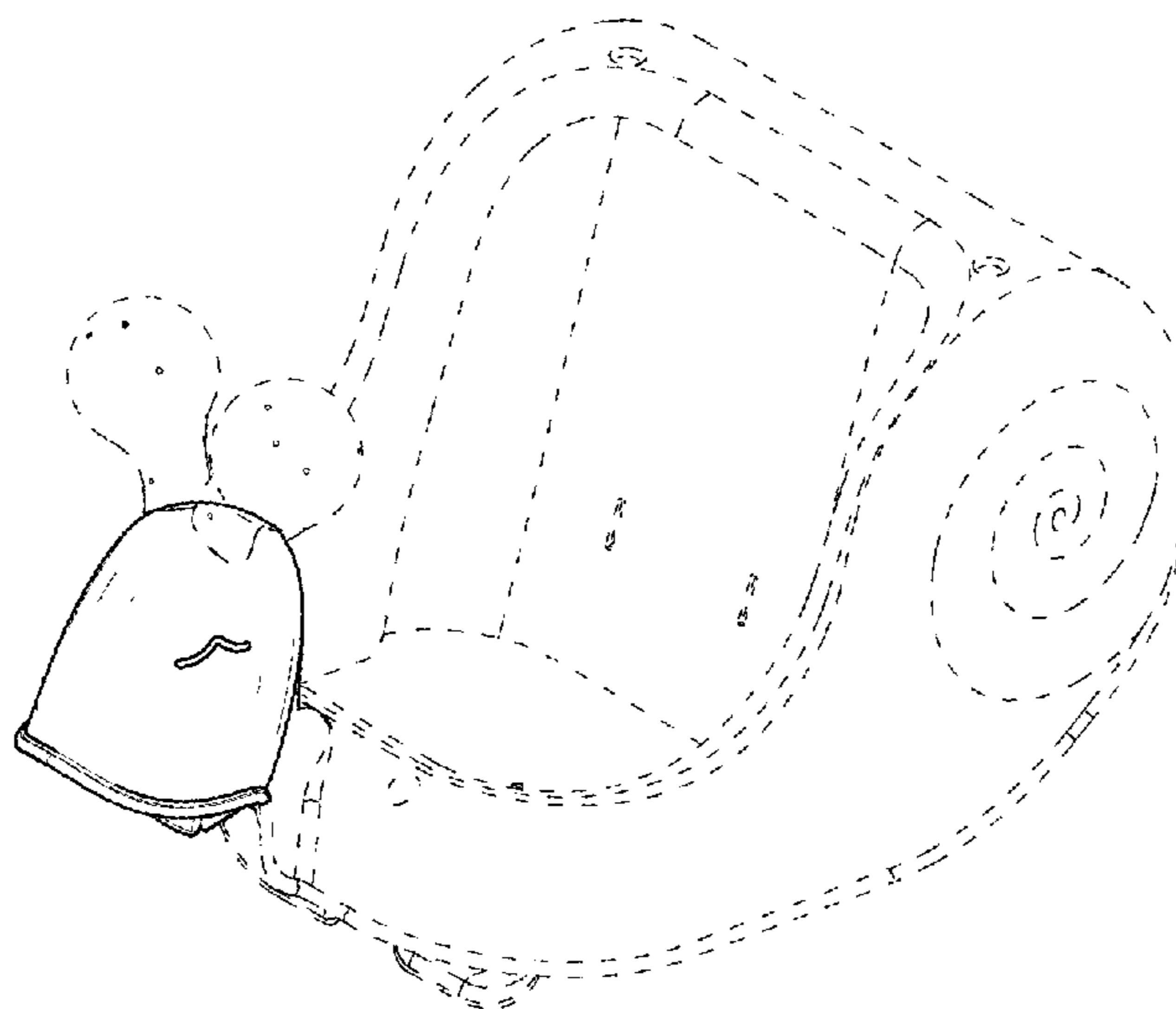
(57) **CLAIM**

The ornamental design for an animal head, as is shown and described herein.

DESCRIPTION

FIG. 1 is a left perspective view of the animal head;
FIG. 2 is a right perspective view thereof;
FIG. 3 is a top plan view thereof;
FIG. 4 is a bottom plan view thereof;
FIG. 5 is a right side elevational view thereof, the left side being a mirror image thereof;
FIG. 6 is a rear elevational view thereof; and,
FIG. 7 is a front elevational view thereof.
The broken line portion of the figure drawings is included to show portions of the article that forms no part of the claimed design.

1 Claim, 5 Drawing Sheets



(56)

References Cited

U.S. PATENT DOCUMENTS

D260,544 S *	9/1981	Ament	D21/825
D272,170 S *	1/1984	Noller	D21/825
D292,016 S *	9/1987	Osterman	D21/825
D340,105 S *	10/1993	Houry	D21/825
D342,117 S *	12/1993	Nolan	D21/825
D360,905 S *	8/1995	Meeker	D21/415
D374,353 S *	10/1996	Coleman	D6/333
D387,120 S *	12/1997	Davignon, II	D21/825
D424,649 S *	5/2000	Hilliker	D21/825
D435,881 S *	1/2001	Gardner	D21/820
D436,224 S *	1/2001	Gardner	D21/820
D661,361 S *	6/2012	Fens	D21/825
D672,002 S *	12/2012	Fens	D21/825
D724,167 S *	3/2015	Barker	D21/823
D776,775 S *	1/2017	Cong	D21/825
D784,477 S *	4/2017	Cong	D21/825
D790,022 S *	6/2017	Cong	D21/825

* cited by examiner

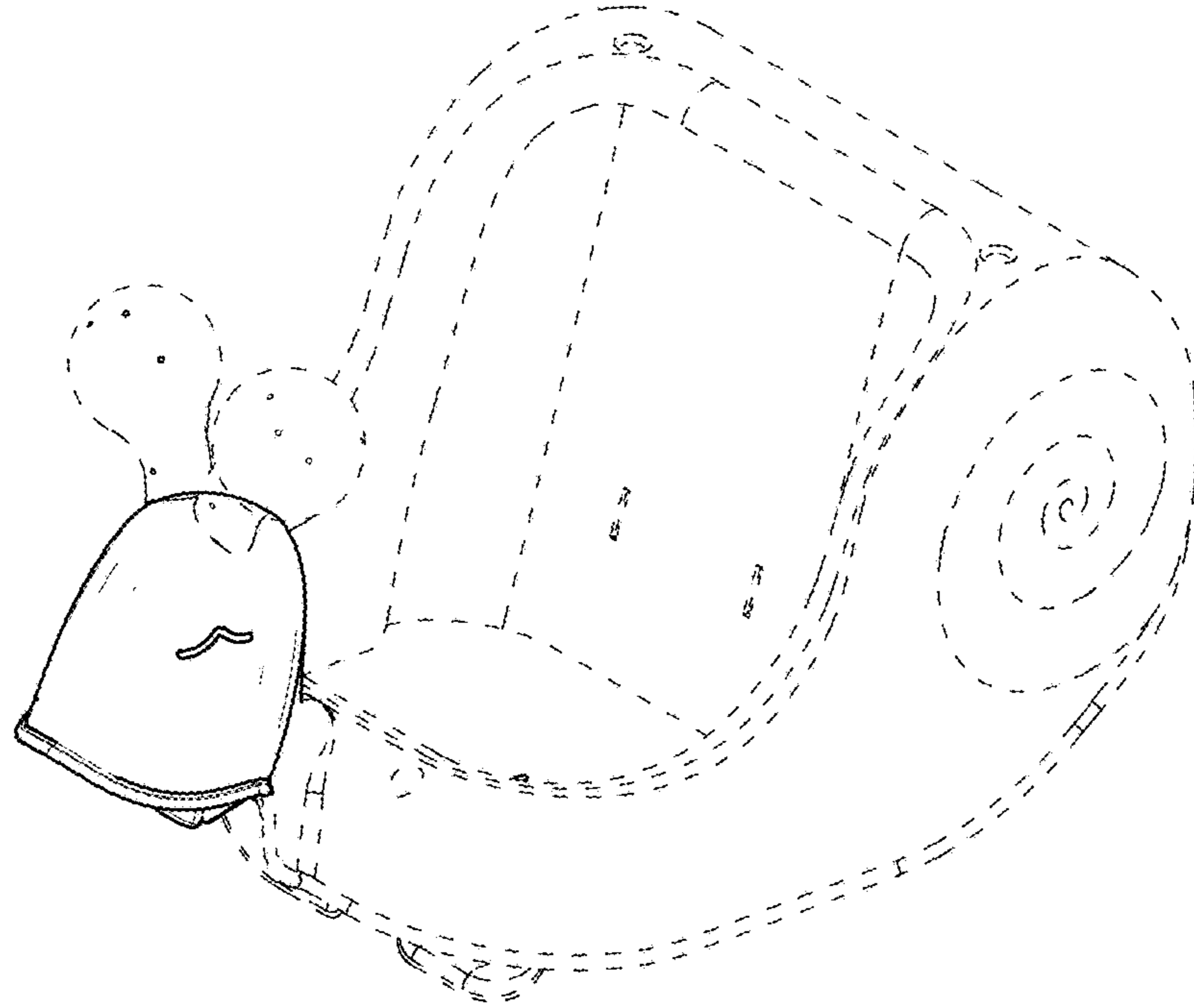


FIG. 1

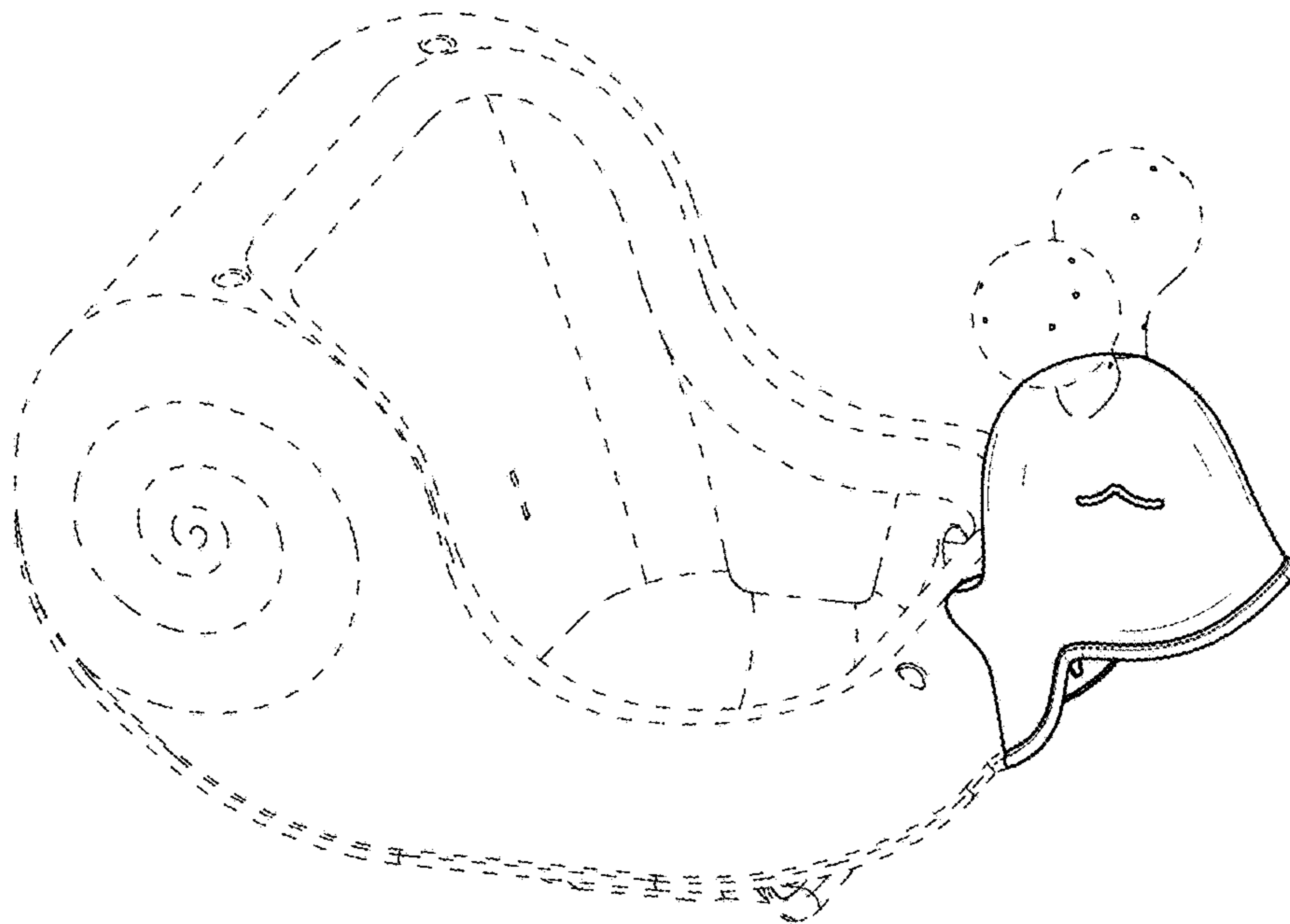


FIG. 2

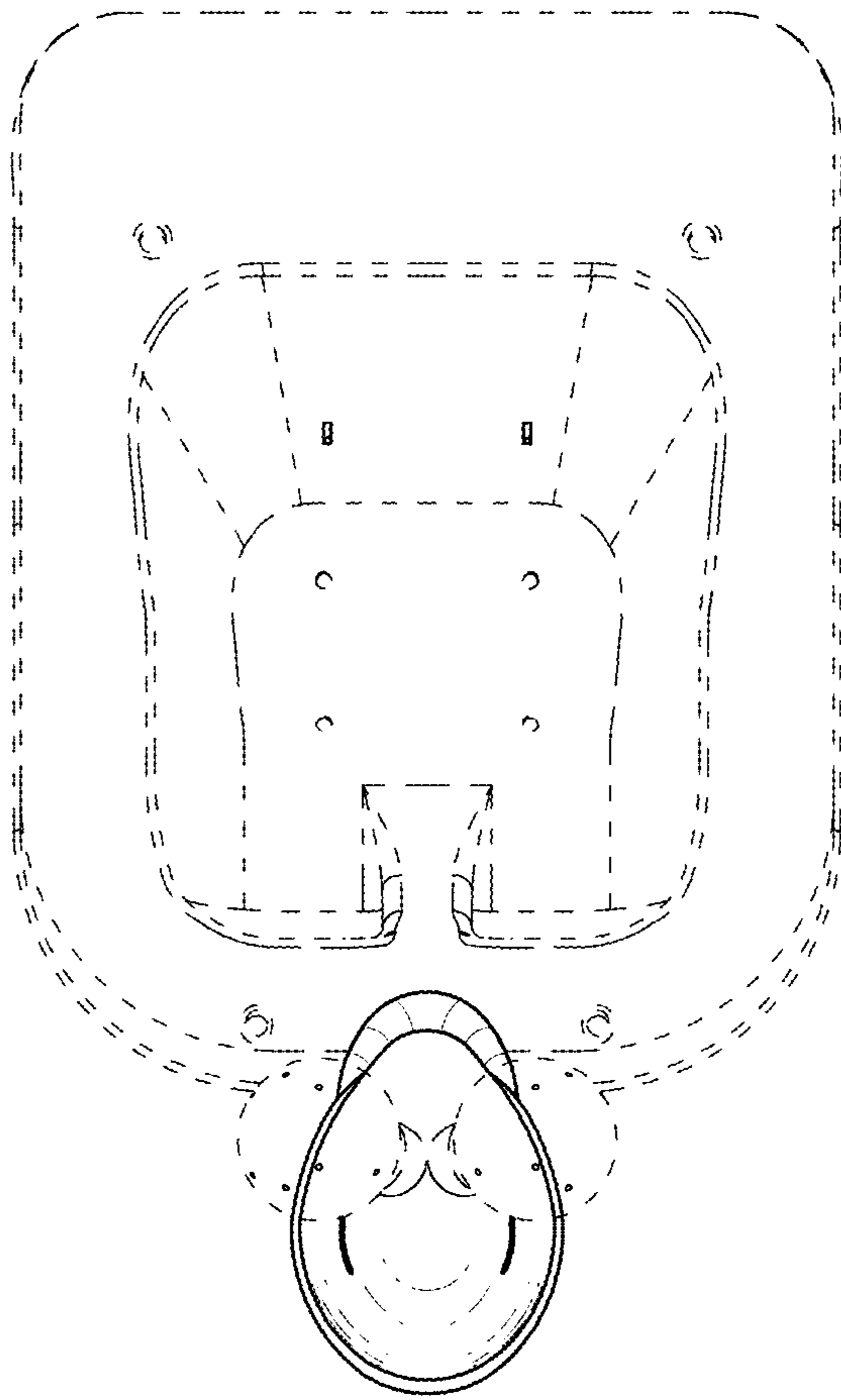


FIG. 3

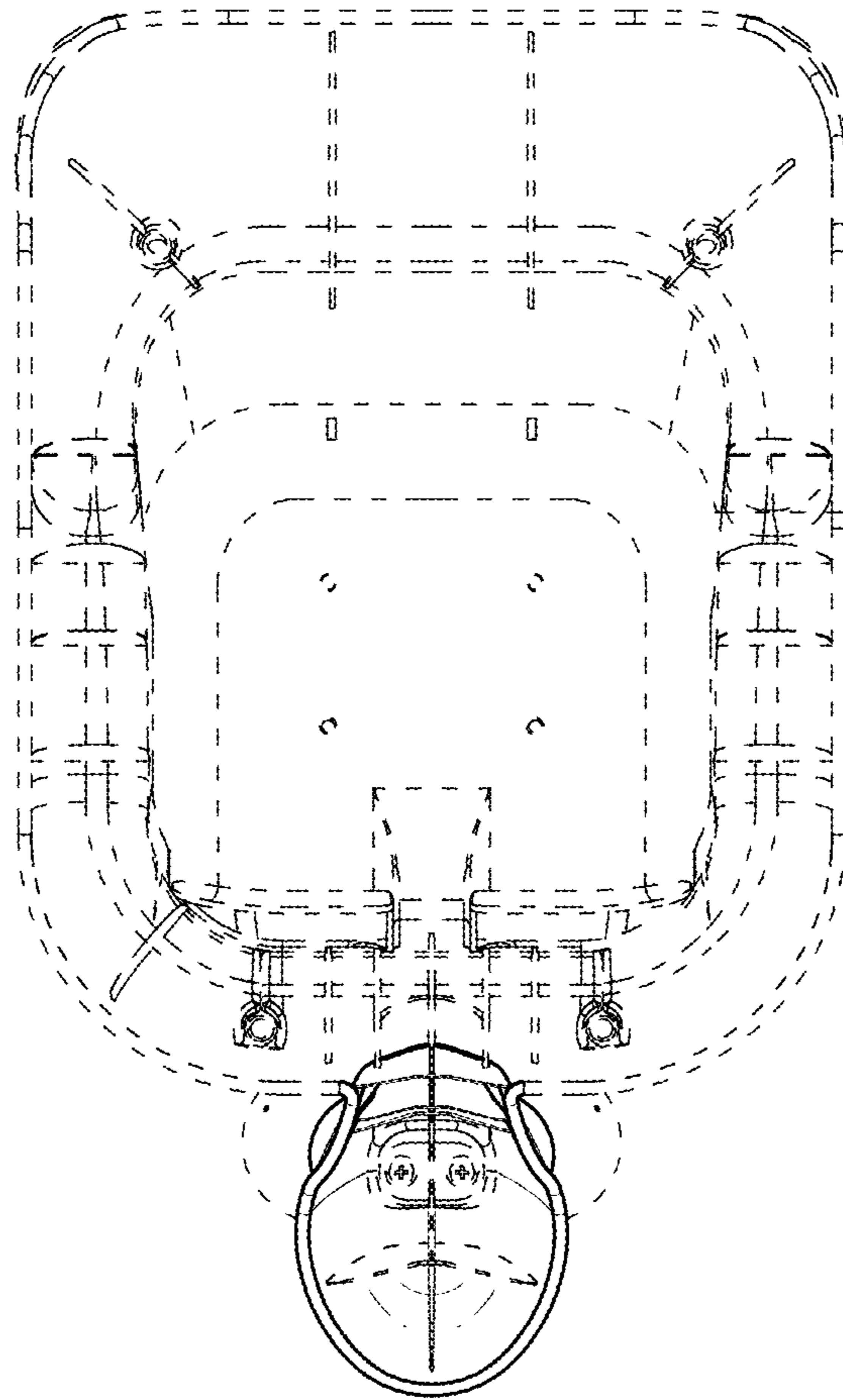


FIG. 4

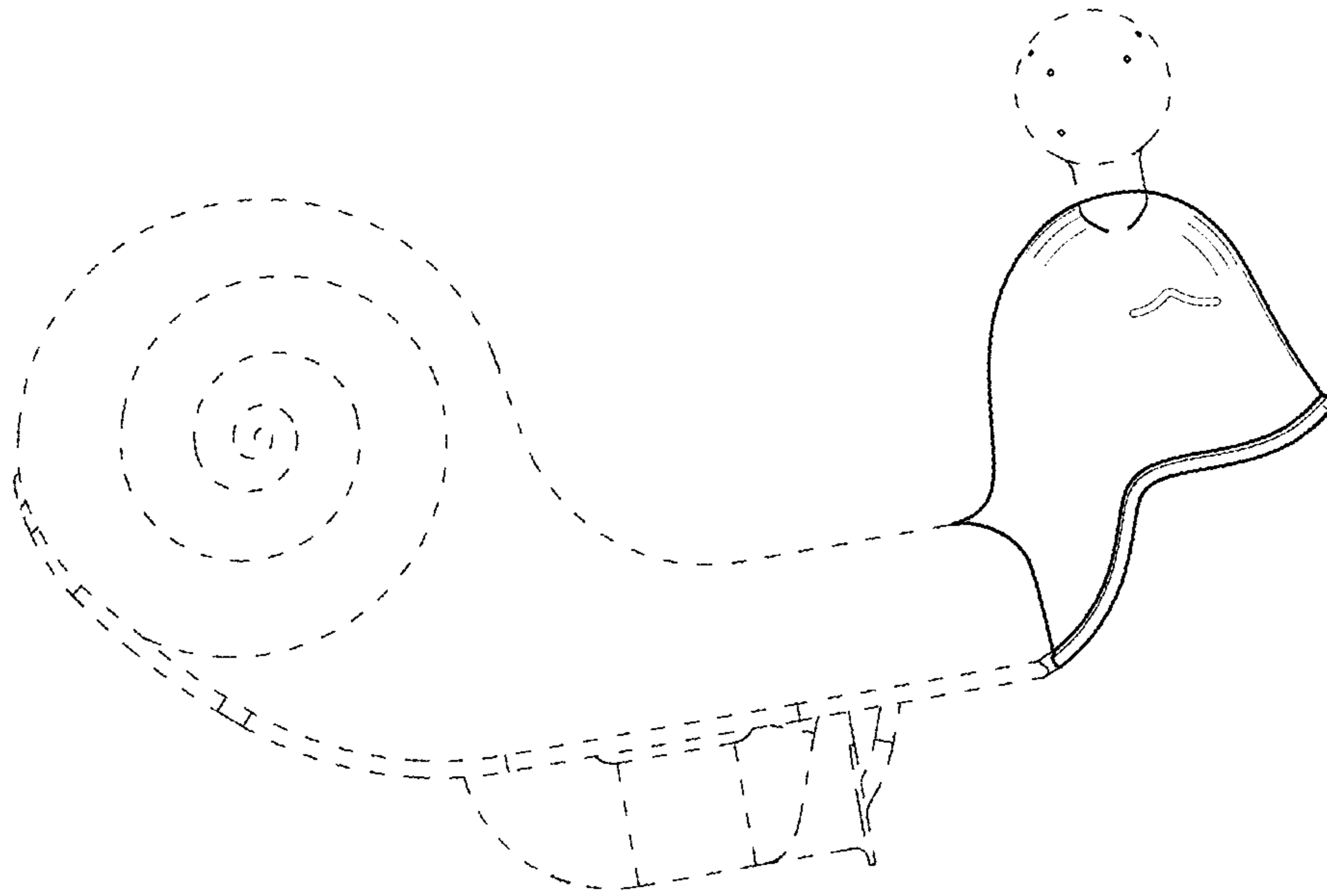


FIG. 5

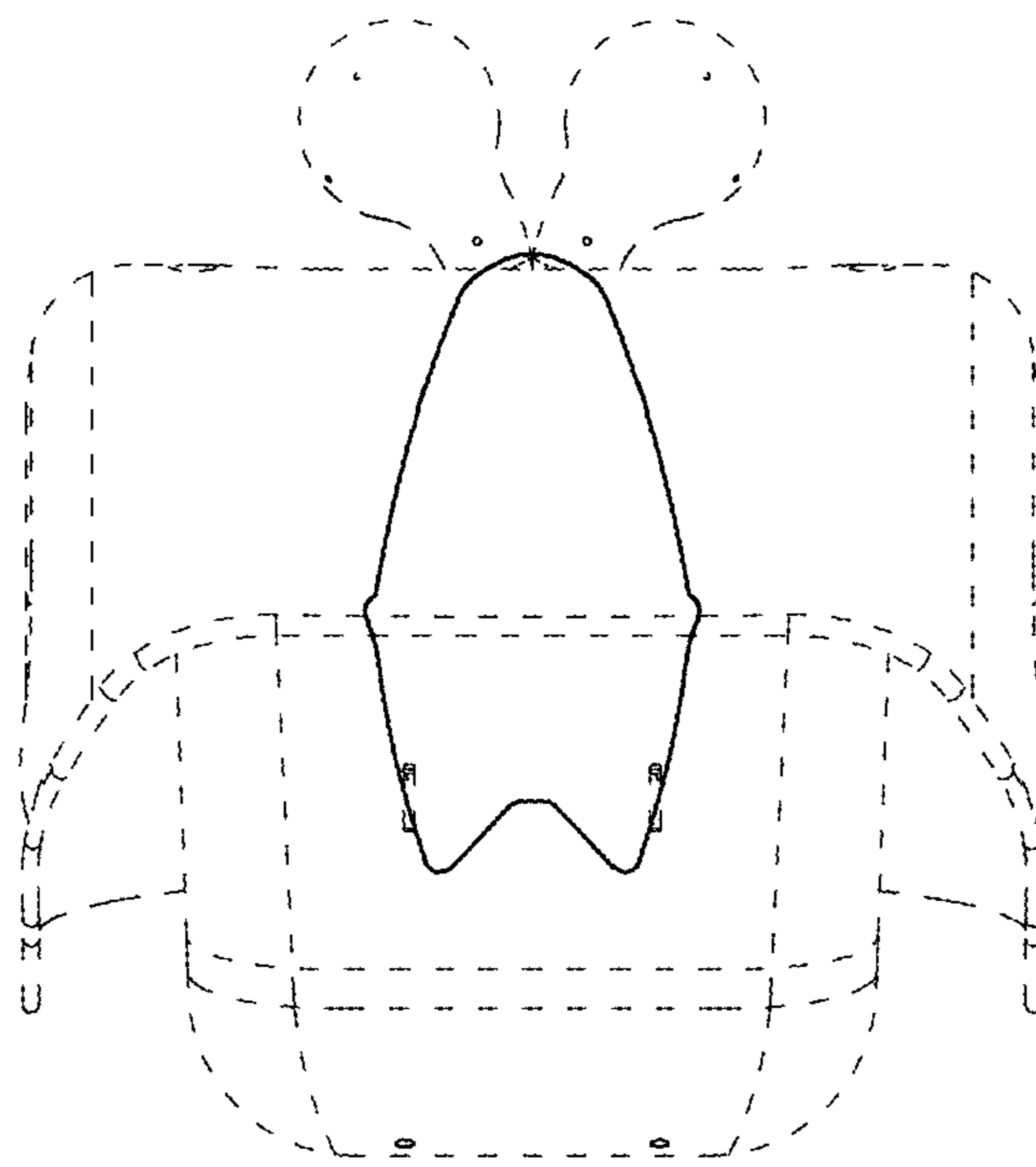


FIG. 6

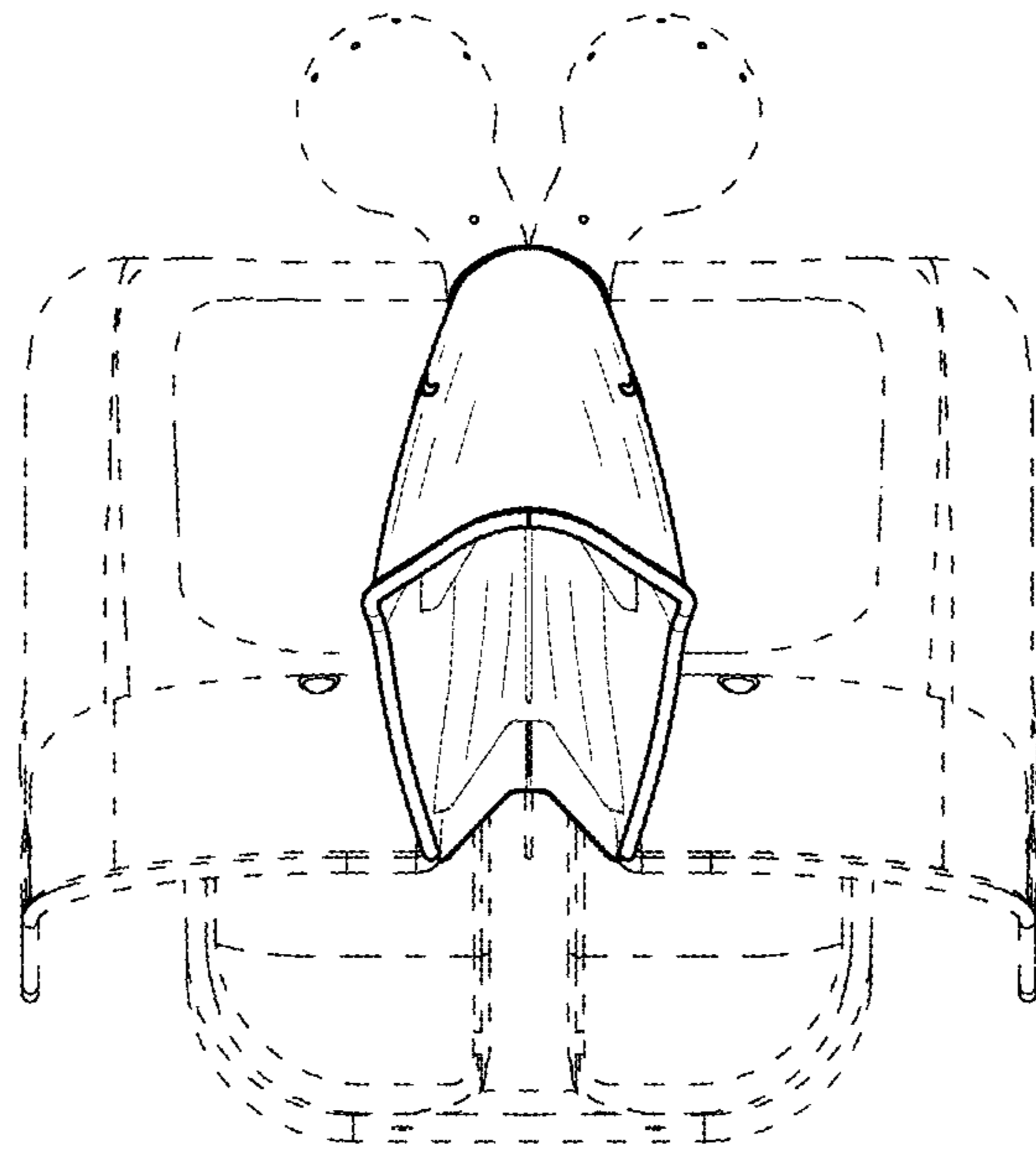


FIG. 7