



US00D824470S

(12) **United States Design Patent**  
**Bragg**

(10) **Patent No.:** **US D824,470 S**

(45) **Date of Patent:** **\*\* Jul. 31, 2018**

(54) **ABOVE GROUND SWIMMING POOL PATCH PANEL**

(71) Applicant: **Rodney D. Bragg**, Ballard, WV (US)

(72) Inventor: **Rodney D. Bragg**, Ballard, WV (US)

(\*\*) Term: **15 Years**

(21) Appl. No.: **29/620,635**

(22) Filed: **Mar. 27, 2017**

(51) **LOC (11) Cl.** ..... **21-03**

(52) **U.S. Cl.**  
USPC ..... **D21/815**; D20/11

(58) **Field of Classification Search**  
USPC ..... D21/815, 816; D20/10, 11, 22, 27, 40,  
D20/43, 99; D19/1  
CPC ..... B29C 73/00; B29C 73/10; B29C 73/14;  
E04H 4/08; E04H 4/10; E04H 4/14;  
E04H 4/142; E04H 2004/146; E04H  
2004/147  
See application file for complete search history.

(56) **References Cited**

**U.S. PATENT DOCUMENTS**

2,705,250	A *	3/1955	Kirkman	.....	H01M 6/12 429/153
3,661,683	A *	5/1972	Engel	.....	B29C 73/00 100/211
4,511,621	A	4/1985	Thomas et al.		
4,519,856	A *	5/1985	Lazzara	.....	B29C 73/10 114/227
4,593,961	A *	6/1986	Cosmo	.....	H05K 7/1061 439/260
4,776,908	A	10/1988	Sapp		
5,197,567	A	3/1993	Rabalais		
D349,733	S *	8/1994	Svee	.....	D19/113
5,429,588	A *	7/1995	Young	.....	A61F 5/0127 36/28

5,651,481	A *	7/1997	Jensen	.....	B65D 23/065 222/1
5,709,965	A *	1/1998	Grivel	.....	H01M 2/22 429/158
5,712,767	A *	1/1998	Koizumi	.....	H01L 23/04 257/E23.17
D393,001	S *	3/1998	Mayo	.....	D19/113
D422,641	S *	4/2000	Harris, Sr.	.....	D20/27
6,308,833	B1 *	10/2001	Oravez	.....	B65D 77/0486 206/541
D488,835	S *	4/2004	Haruhiro	.....	D19/65
D516,275	S *	3/2006	Anaya	.....	D1/106
D642,623	S *	8/2011	Turner	.....	D19/11
D662,418	S *	6/2012	Anderson	.....	D20/22
8,281,426	B2	10/2012	Hui		
D678,951	S *	3/2013	Kaderli	.....	D20/27
D703,741	S *	4/2014	Ehrlich	.....	D19/10
D709,128	S *	7/2014	Reed	.....	D19/10
D710,440	S *	8/2014	Reed	.....	D19/10
D725,195	S *	3/2015	Howard	.....	D20/11
D725,710	S *	3/2015	Hottmann	.....	D20/10
D743,704	S *	11/2015	Kaiser	.....	D6/300

\* cited by examiner

*Primary Examiner* — Mitchell I. Siegel

(74) *Attorney, Agent, or Firm* — Paul R. Martin

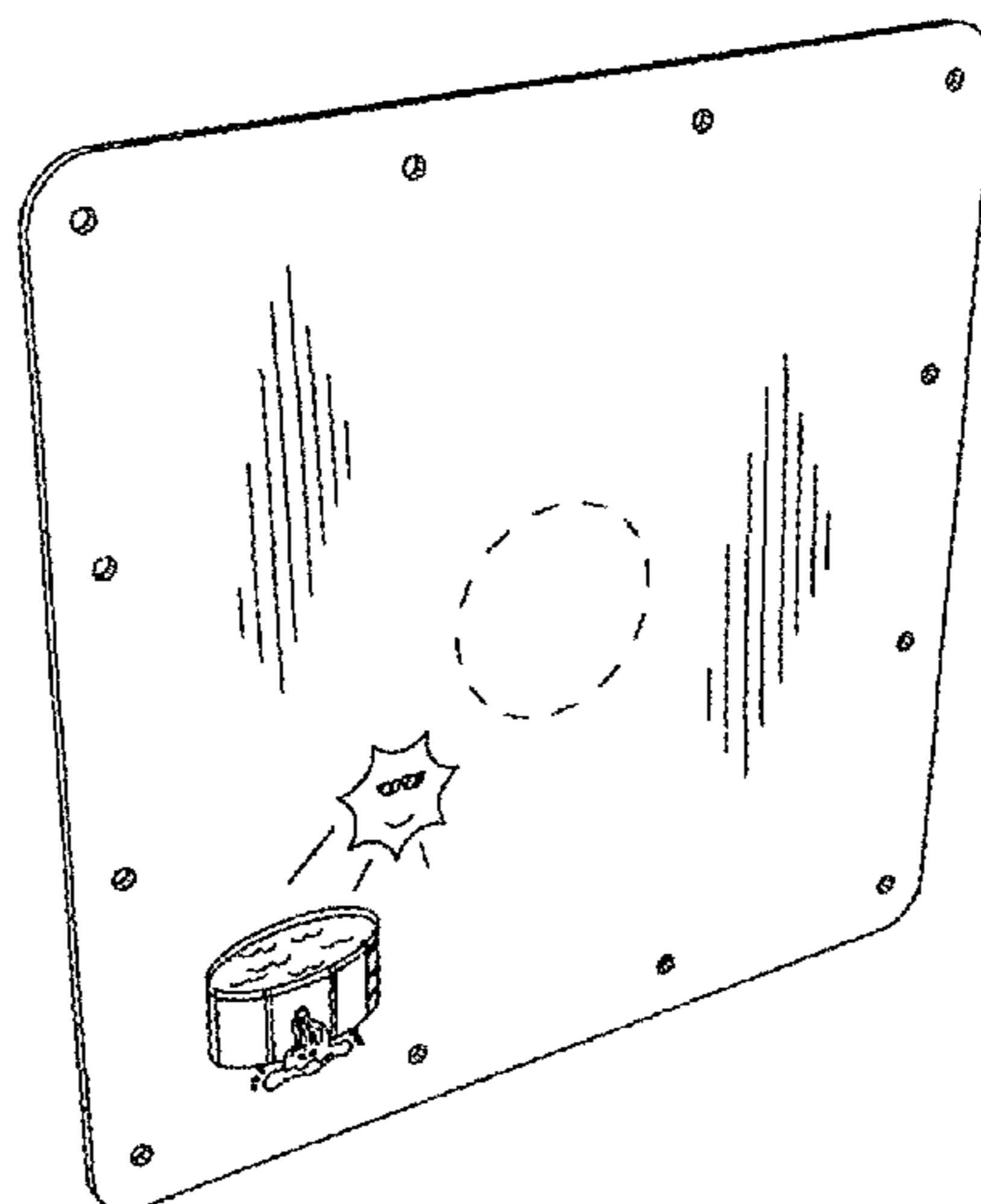
(57) **CLAIM**

The ornamental design for an above ground swimming pool patch panel, as shown and described.

**DESCRIPTION**

FIG. 1 is a perspective view of the above ground swimming pool patch panel of my new design.  
FIG. 2 is a front elevational view thereof.  
FIG. 3 is a back elevational view thereof; and,  
FIG. 4 is a top edge view thereof. The edge views of the bottom and right and left sides are identical thereto.  
The hole in the center of the panel, shown in FIGS. 1, 2 and 3, defined by the broken lines, is an environmental element and forms no part of my new design.

**1 Claim, 4 Drawing Sheets**



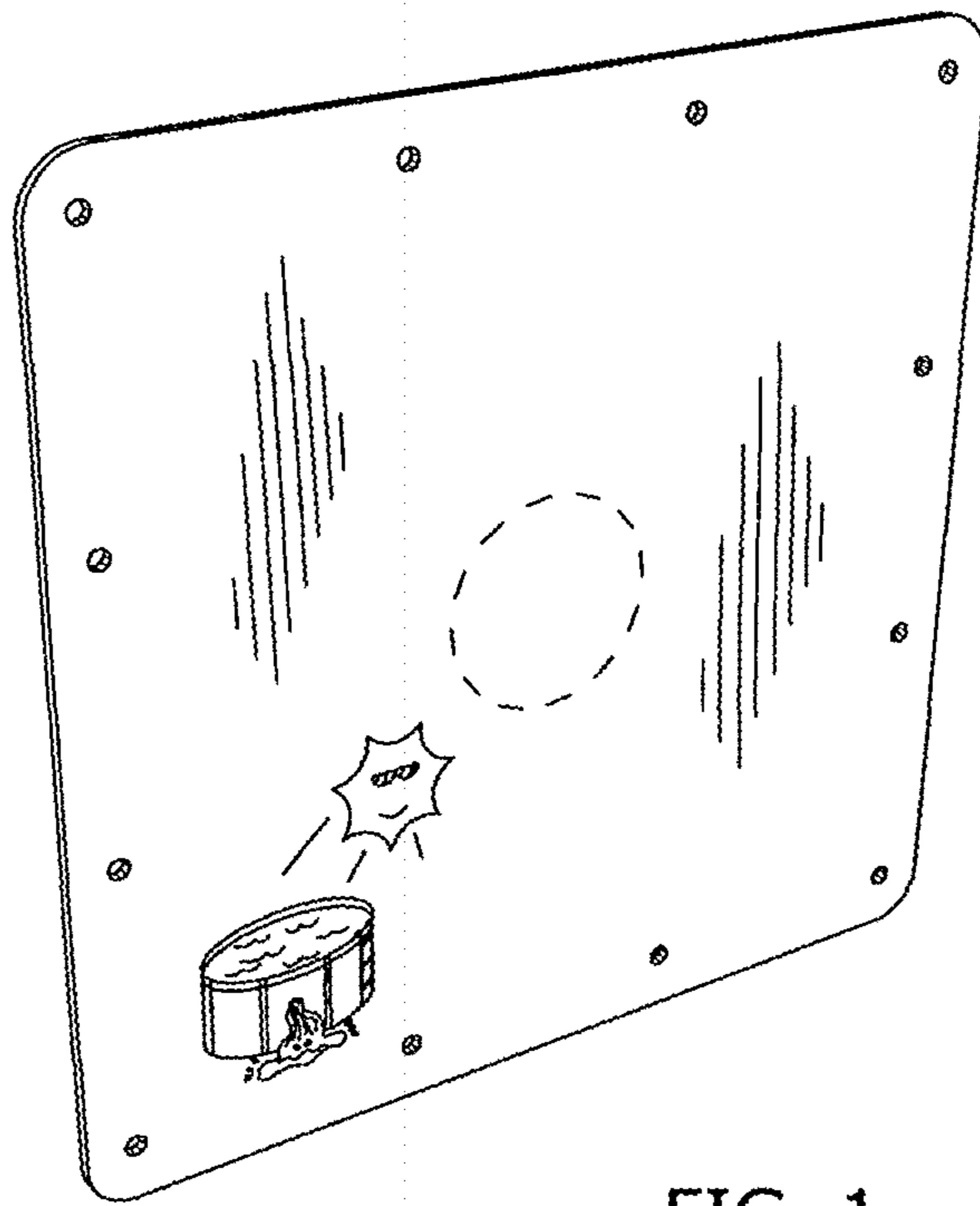


FIG. 1

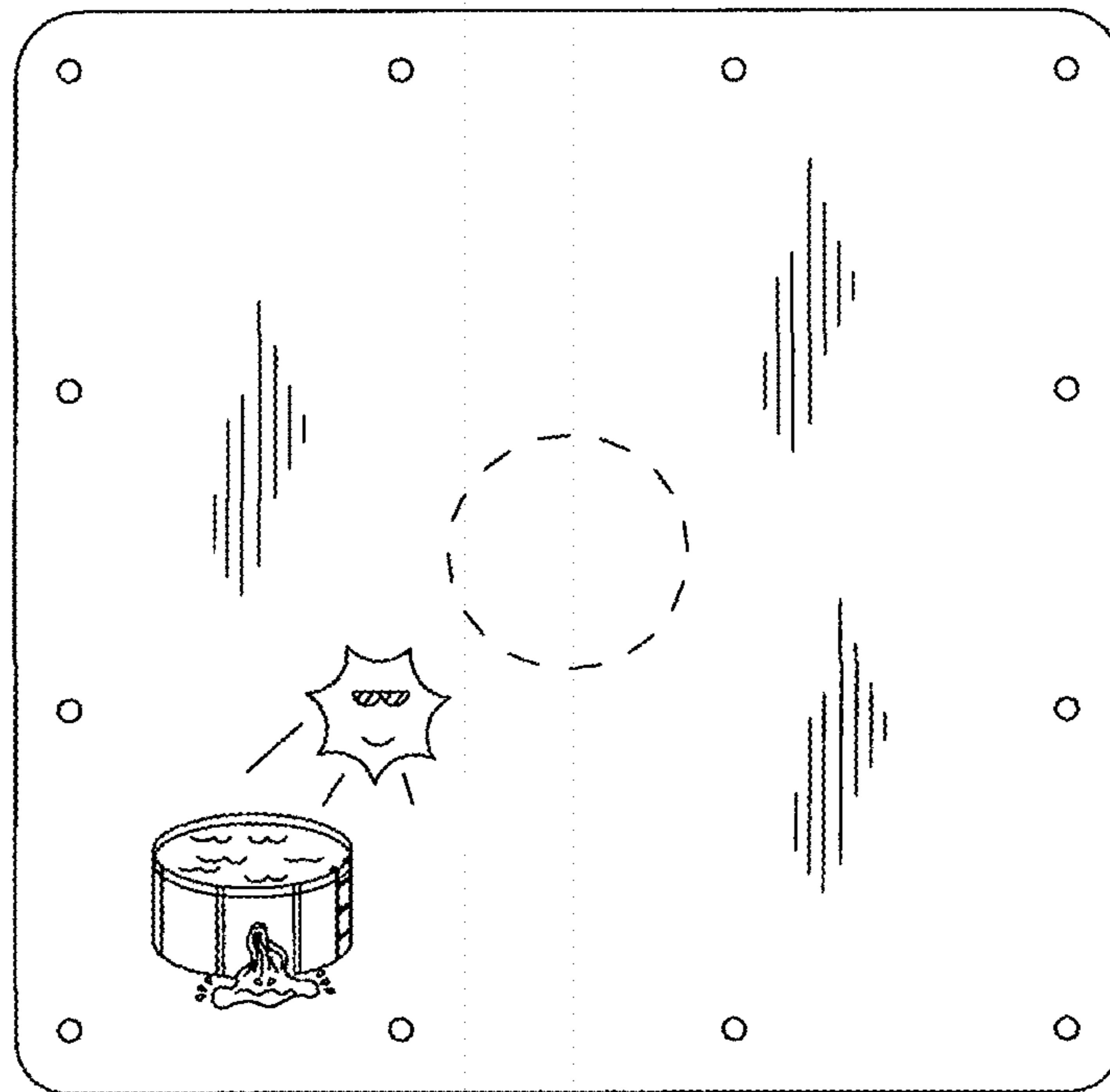


FIG. 2

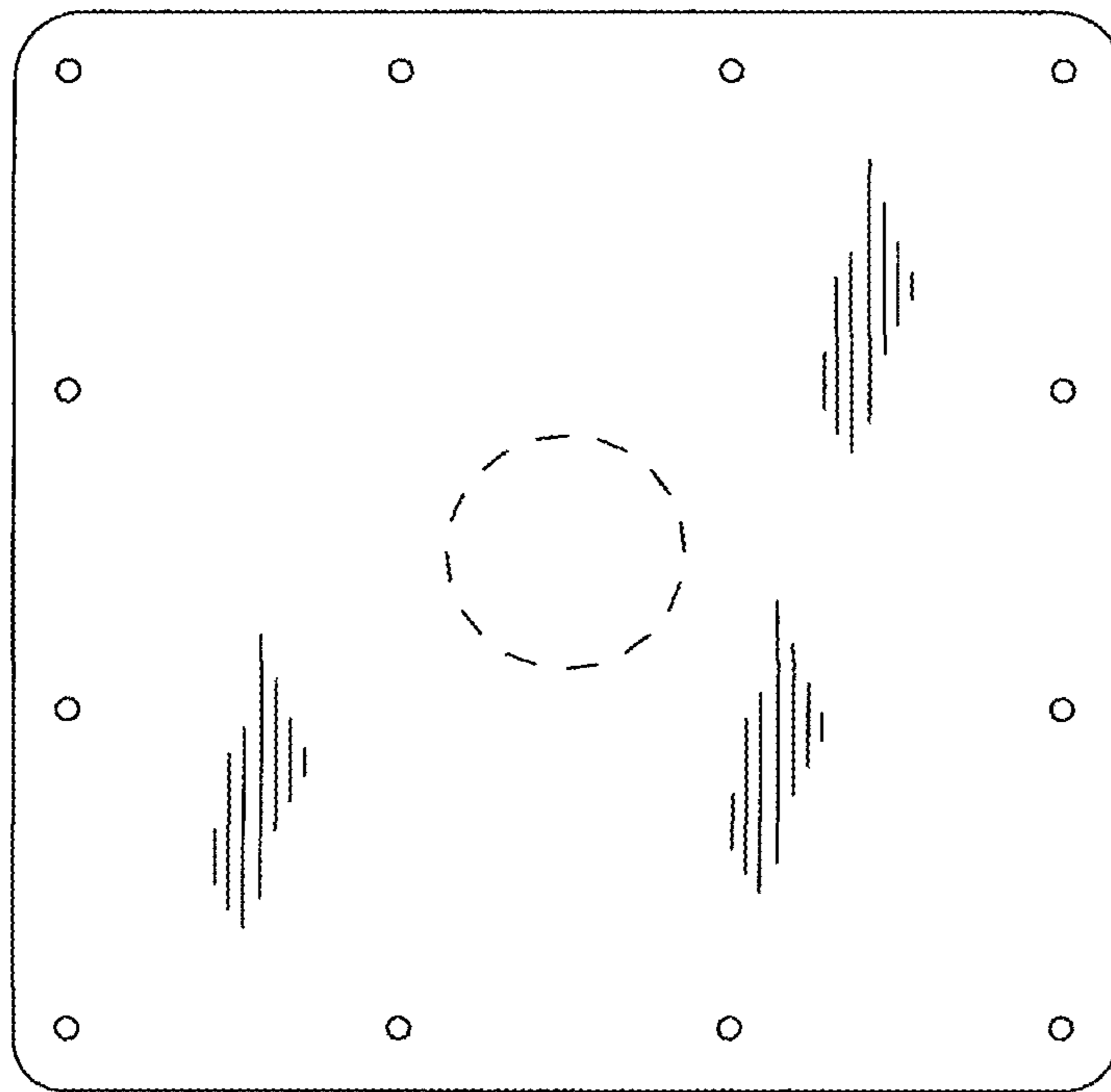


FIG. 3



FIG. 4