

US00D824449S

(12) **United States Design Patent** (10) **Patent No.:** **US D824,449 S**
Hu (45) **Date of Patent:** **** Jul. 31, 2018**

(54) **HANDLE FOR CAMERA OR THE LIKE**

D798,943 S * 10/2017 Hu D16/243
9,778,547 B1 * 10/2017 Wei G03B 17/561
9,803,799 B1 * 10/2017 Yang F16M 13/02

(71) Applicant: **SZ DJI Osmo Technology Co., Ltd.**,
Shenzhen (CN)

(Continued)

(72) Inventor: **Dengfeng Hu**, Shenzhen (CN)

FOREIGN PATENT DOCUMENTS

(73) Assignee: **SZ DJI Osmo Technology Co., Ltd.**,
Shenzhen (CN)

CA 150297 8/2015
EP 002037721-0001 5/2012
EP 003071521-0002 4/2016

(**) Term: **15 Years**

OTHER PUBLICATIONS

(21) Appl. No.: **29/591,272**

7 Affordable Gimbal Stabilizers Cheaper than the DJI Ronin M.
Online, published date May 5, 2015. Retrieved on Nov. 30, 2017
from URL: <https://www.cinema5d.com/5-affordable-gimbal-stabilizers-cheaper-dji-ronin/>.*

(22) Filed: **Jan. 18, 2017**

Related U.S. Application Data

(63) Continuation of application No. 29/561,497, filed on
Apr. 15, 2016, now Pat. No. Des. 798,943.

(51) **LOC (11) Cl.** **16-05**

(52) **U.S. Cl.**

USPC **D16/243**

(58) **Field of Classification Search**

USPC D16/134, 136, 210-219, 235, 237-245,
D16/250

CPC G03B 17/02; G03B 17/04; G03B 17/14;
G03B 17/56; G03B 17/561-17/568;
G03B 7/00-7/002; G03B 7/02-7/04;
G03B 7/14; F16M 11/02; F16M 11/04;
F16M 11/20; F16M 11/40

See application file for complete search history.

Primary Examiner — Karen S Acker

Assistant Examiner — Omeed Agilee

(74) *Attorney, Agent, or Firm* — Sterne, Kessler,
Goldstein & Fox P.L.L.C.

(57) **CLAIM**

The ornamental design for a handle for camera or the like,
as shown and described.

DESCRIPTION

FIG. 1 is a top front perspective view of a handle for camera
or the like showing the claimed design;

FIG. 2 is a top rear perspective view thereof;

FIG. 3 is a bottom rear perspective view thereof;

FIG. 4 is a front view thereof;

FIG. 5 is a rear view thereof;

FIG. 6 is a left side view thereof;

FIG. 7 is a right side view thereof;

FIG. 8 is a bottom view thereof; and,

FIG. 9 is a top view thereof.

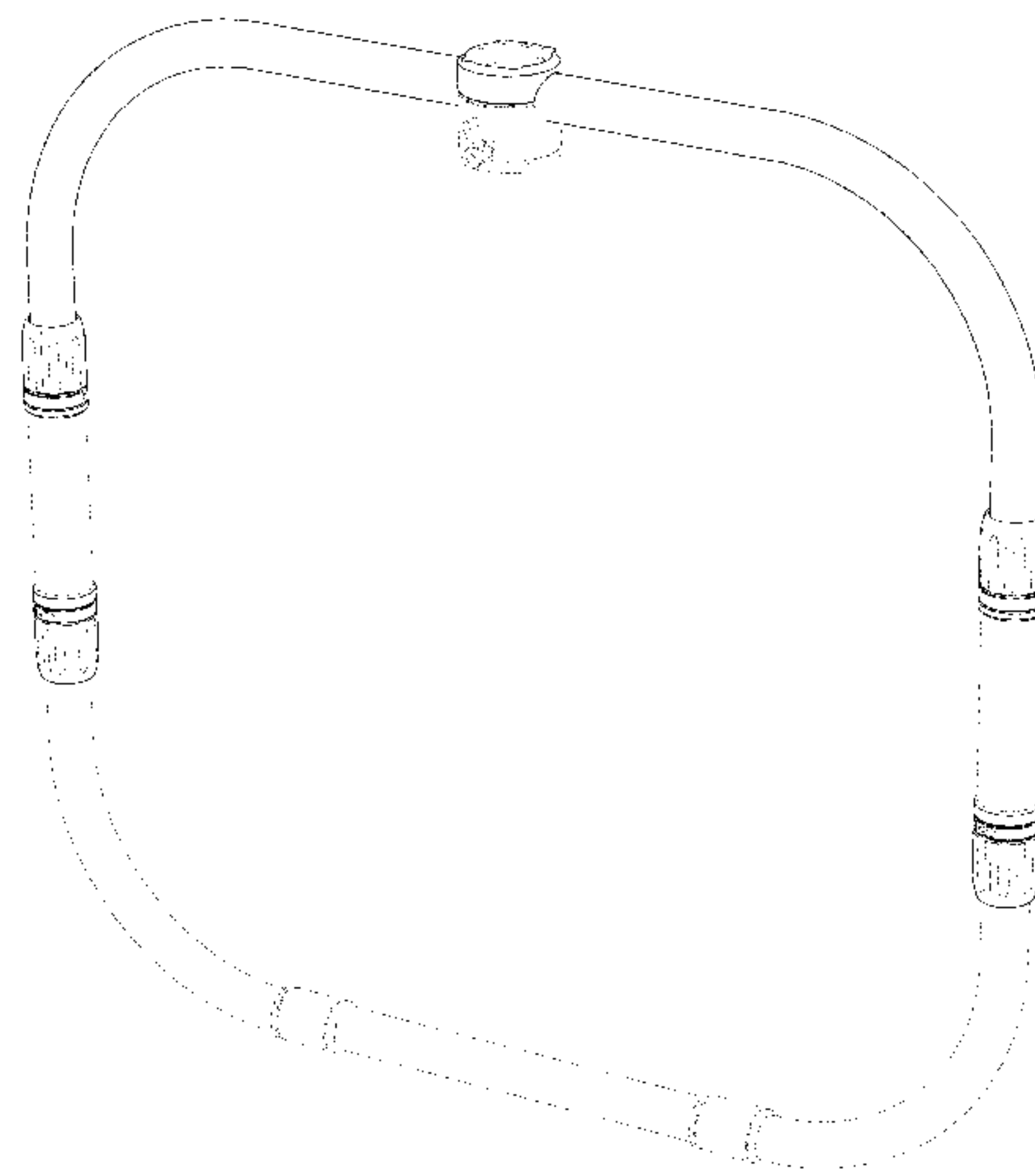
The broken lines in the figures show portions of the handle
for camera or the like that form no part of the claimed
design.

(56) **References Cited**

U.S. PATENT DOCUMENTS

D714,377 S 9/2014 Yamauchi et al.
D732,103 S 6/2015 Roper et al.
D744,580 S 12/2015 Firchau et al.
D751,625 S 3/2016 Vesper
D760,830 S 7/2016 Deluco et al.
9,574,706 B2 * 2/2017 Brown F16M 11/041
D785,698 S * 5/2017 Wang D16/242
9,755,375 B2 * 9/2017 Xiang H01R 13/73

1 Claim, 7 Drawing Sheets



(56)

References Cited

U.S. PATENT DOCUMENTS

2009/0321593 A1 12/2009 Foddis
2010/0266270 A1* 10/2010 Pizzo G03B 17/00
396/420
2014/0099092 A1 4/2014 Di Leo
2014/0270744 A1* 9/2014 Webb H04N 5/2328
396/55
2015/0131984 A1 5/2015 Pizzo et al.
2015/0198868 A1* 7/2015 Sakurai G03B 21/145
353/119
2017/0108161 A1* 4/2017 Zhao F16M 11/041
2017/0108761 A1* 4/2017 Pan G03B 17/561
2017/0114954 A1* 4/2017 Zhao F16M 11/06
2017/0115551 A1* 4/2017 Pan F16F 15/28
2017/0131622 A1* 5/2017 Zhao G03B 17/561
2017/0227834 A1* 8/2017 Zhao G03B 17/561
2017/0301230 A1* 10/2017 Liu G08C 17/02

* cited by examiner

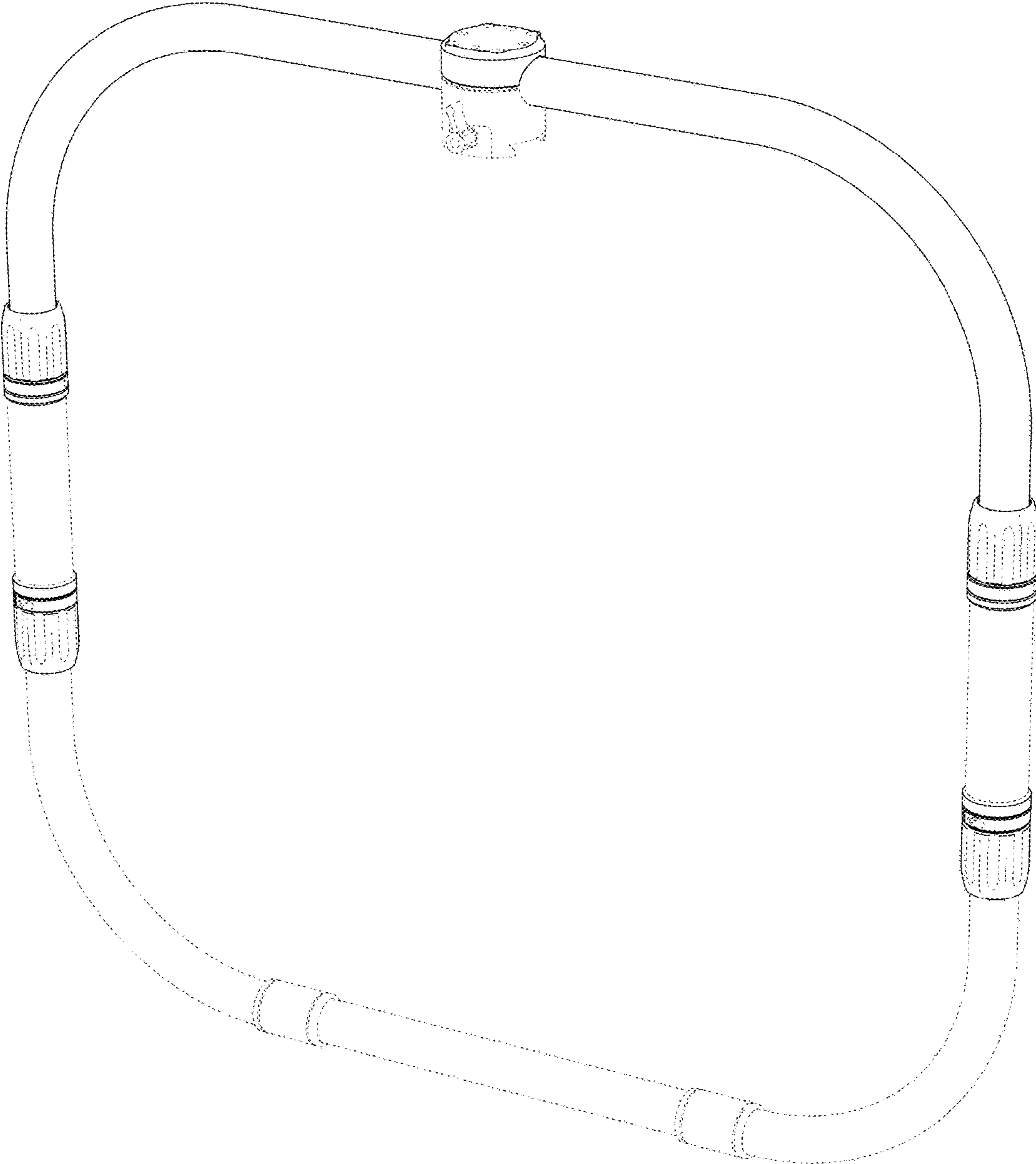


FIG. 1

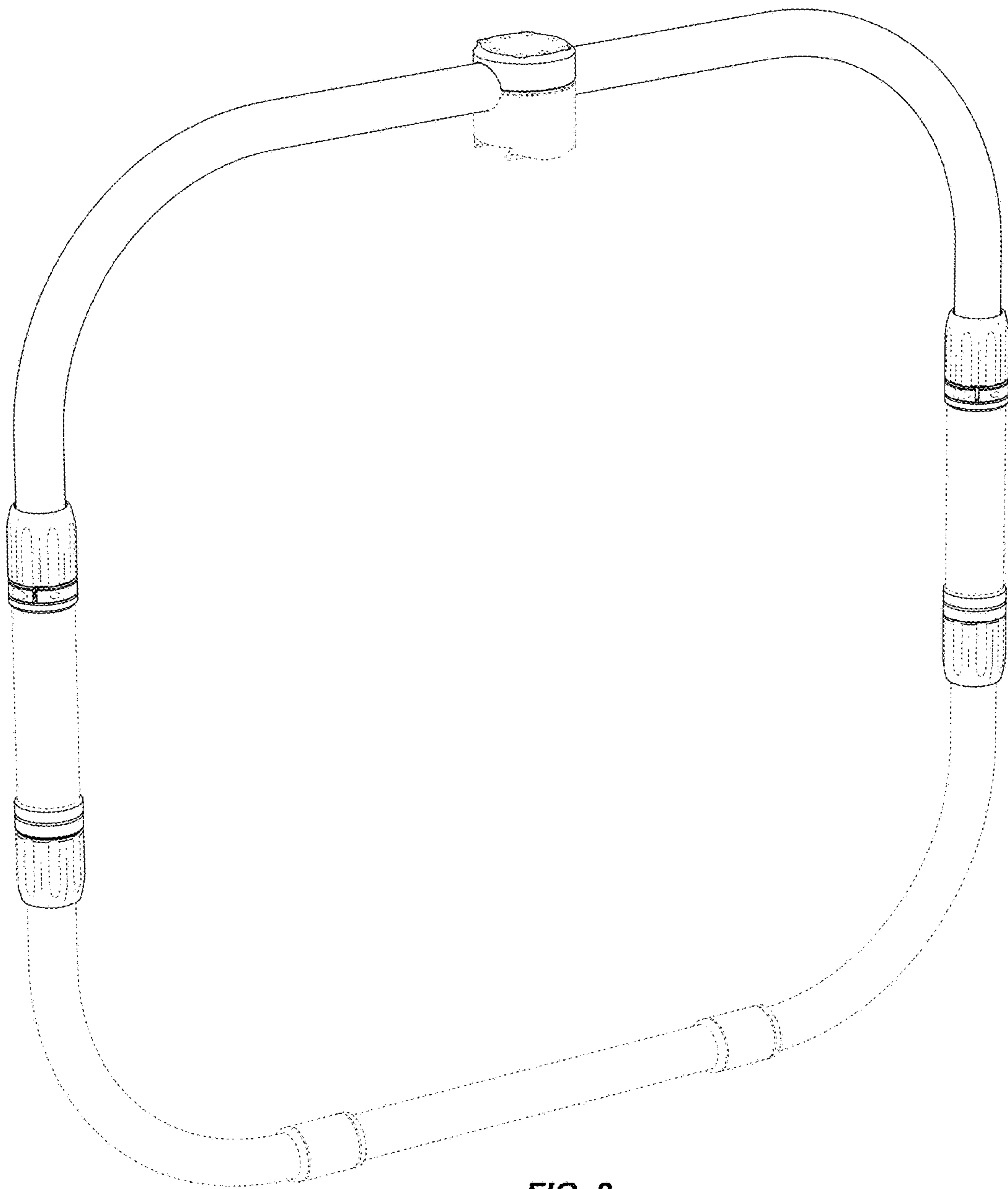


FIG. 2

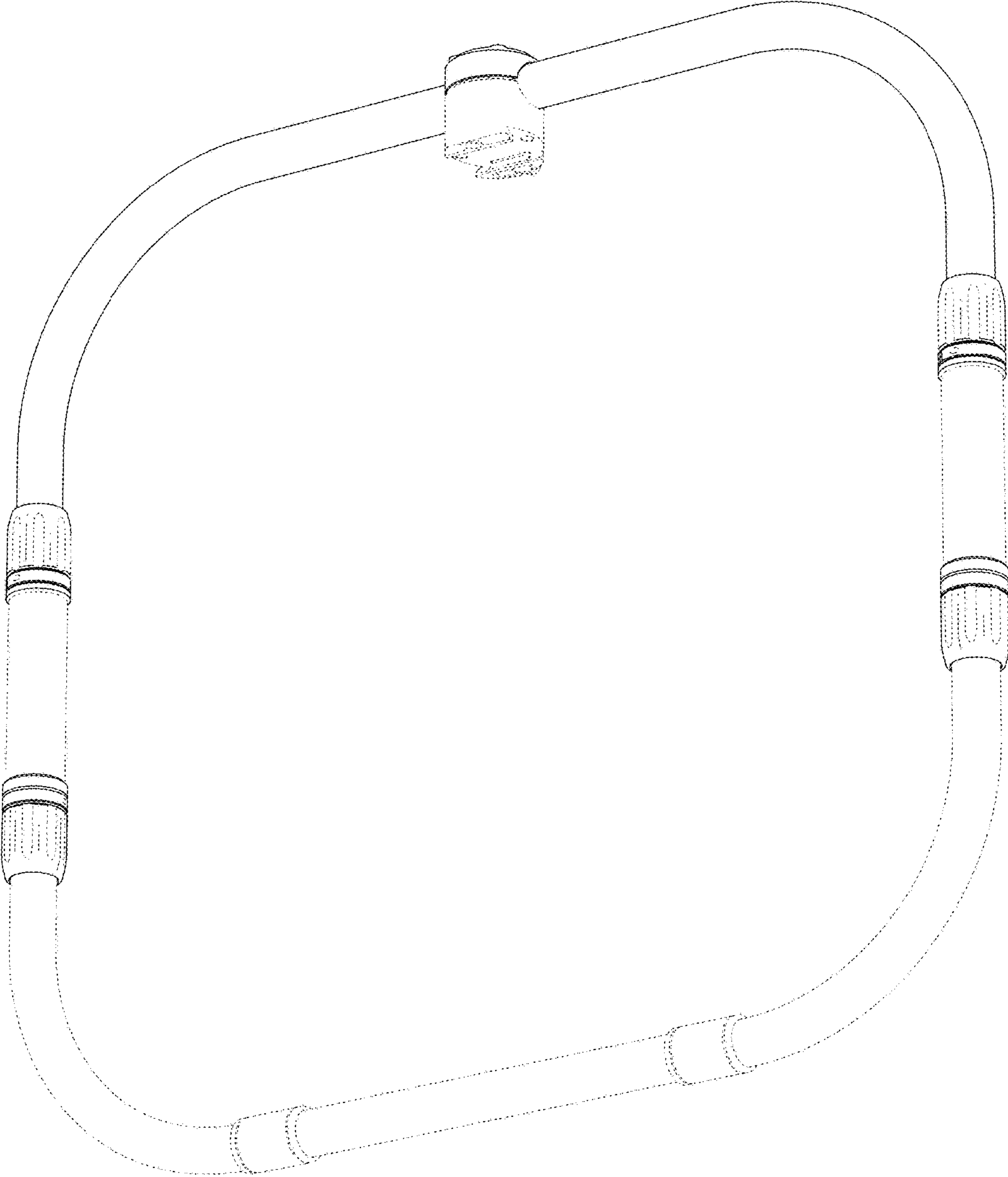


FIG. 3

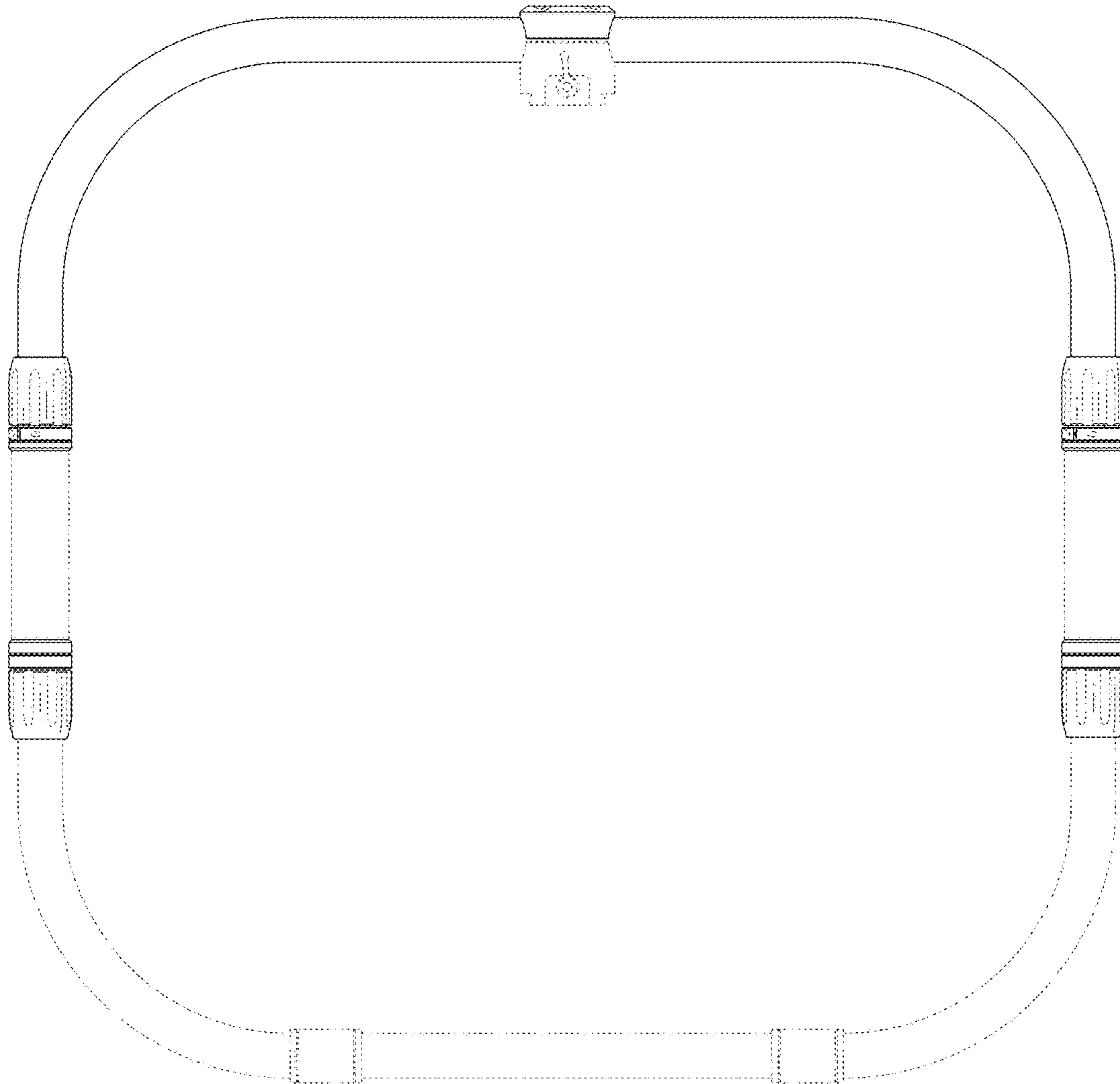


FIG. 4

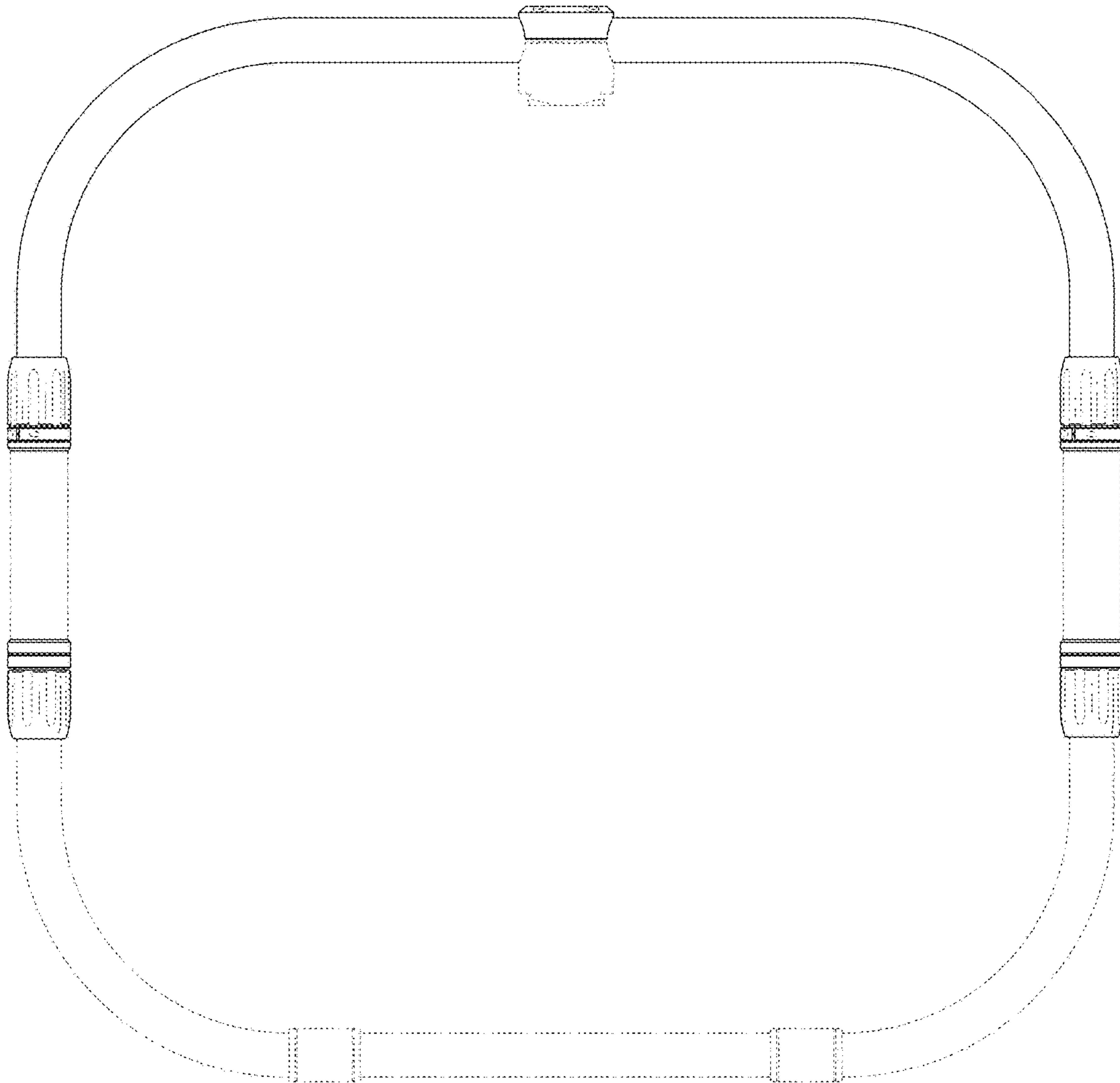


FIG. 5




FIG. 6




FIG. 7

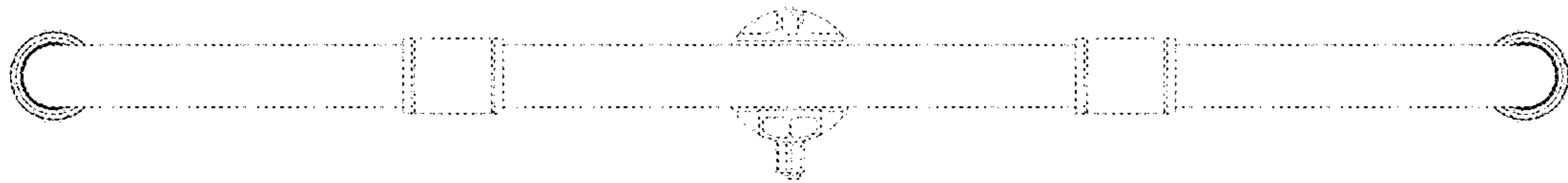


FIG. 8

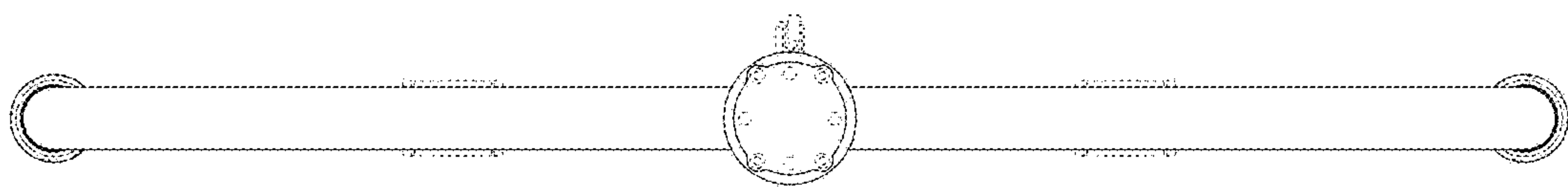


FIG. 9