



US00D824433S

(12) **United States Design Patent**
Jung

(10) **Patent No.:** **US D824,433 S**

(45) **Date of Patent:** **** Jul. 31, 2018**

(54) **SOAP MOLD**

(71) Applicant: **William House**, Yangpyeong-gun,
Gyeonggi-do (KR)

(72) Inventor: **Kwon Cheae Jung**, Gyeonggi-do (KR)

(73) Assignee: **WILLIAM HOUSE**, Yangpyeong-gun
(KR)

(**) Term: **15 Years**

(21) Appl. No.: **29/566,518**

(22) Filed: **May 31, 2016**

(51) **LOC (11) Cl.** **15-03**

(52) **U.S. Cl.**
USPC **D15/135**

(58) **Field of Classification Search**
USPC D15/135-138, 122
CPC B22C 7/02; B22C 9/04; B22C 9/10; B22C
1/00; B22C 9/043; B22C 9/06; B22C
1/08; B22C 21/14; B22C 7/023; B22C
7/06; B22C 9/046; B22C 9/067; B22C
9/08; B22C 9/082; B22C 9/22
See application file for complete search history.

(56) **References Cited**

U.S. PATENT DOCUMENTS

D358,599 S * 5/1995 Dieterich D15/135
D365,111 S * 12/1995 Dieterich D15/135
D383,473 S * 9/1997 Wood D15/135

D391,275 S * 2/1998 Spiegel D15/135
D482,050 S * 11/2003 Graham D15/136
D645,887 S * 9/2011 Schlichting D15/135
D689,106 S * 9/2013 Coleman D15/136

FOREIGN PATENT DOCUMENTS

KR 3020150012990 3/2016

* cited by examiner

Primary Examiner — Ian Simmons

Assistant Examiner — Khawaja Anwar

(74) *Attorney, Agent, or Firm* — Hauptman Ham, LLP

(57) **CLAIM**

The ornamental design for a soap mold, as shown and described.

DESCRIPTION

FIG. 1 is a perspective view of a soap mold showing our new design;

FIG. 2 is a front elevational view thereof;

FIG. 3 is a rear elevational view thereof;

FIG. 4 is a left side elevational view thereof;

FIG. 5 is a right side elevational view thereof;


FIG. 6 is a top plan view thereof;

FIG. 7 is a bottom plan view thereof; and,

FIG. 8 is a cross sectional view thereof, taken along line 8-8 in FIG. 6.

The broken lines in the drawings depict parts of the soap mold that form no part of the claimed design.

1 Claim, 6 Drawing Sheets






FIG. 1




FIG. 2




FIG. 3




FIG. 4




FIG. 5




FIG. 6
(amended)




FIG. 7




FIG. 8