



US00D824425S

(12) **United States Design Patent** (10) **Patent No.:** **US D824,425 S**
Townsend et al. (45) **Date of Patent:** **** Jul. 31, 2018**

(54) **AIR INTAKE HOUSING**

(71) Applicant: **Holley Performance Products, Inc.**,
Bowling Green, KY (US)

(72) Inventors: **Ethan C. Townsend**, Rockfield, KY
(US); **Thomas W. Tomlinson**, Bowling
Green, KY (US)

(73) Assignee: **Holley Performance Products, Inc.**,
Bowling Green, KY (US)

(**) Term: **15 Years**

(21) Appl. No.: **29/599,276**

(22) Filed: **Mar. 31, 2017**

(51) **LOC (11) Cl.** **15-01**

(52) **U.S. Cl.**
USPC **D15/5**

(58) **Field of Classification Search**
USPC D15/1-5

(Continued)

(56) **References Cited**

U.S. PATENT DOCUMENTS

4,681,178 A 7/1987 Brown
4,802,902 A 2/1989 Bauerle et al.

(Continued)

FOREIGN PATENT DOCUMENTS

WO 2016070165 5/2016

OTHER PUBLICATIONS

Design U.S. Appl. No. 29/597,917 entitled "Adapter" filed Mar. 21,
2017.

(Continued)

Primary Examiner — T. Chase Nelson

Assistant Examiner — Ania Aman

(74) *Attorney, Agent, or Firm* — Middleton Reutlinger

(57) **CLAIM**

The ornamental design for an air intake housing design, as
shown and described.

DESCRIPTION

Cross reference is made to U.S. Design Patent application
Ser. No. 29/599,278, titled Ornamental Component having a
filing date of Mar. 31, 2017.

FIG. 1 is a perspective view of a first embodiment of an air
intake housing design;

FIG. 2 is a front view of the air intake housing design of FIG.
1;

FIG. 3 is a rear view of the air intake housing design of FIG.
1;

FIG. 4 is a right side view of the air intake housing design
of FIG. 1;

FIG. 5 is a left side view of the air intake housing design of
FIG. 1;

FIG. 6 is a top view of the air intake housing design of FIG.
1;

FIG. 7 is a bottom view of the air intake housing design of
FIG. 1;

FIG. 8 is a perspective view of a second embodiment of an
air intake housing design;

FIG. 9 is a front view of the air intake housing design of FIG.
8;

FIG. 10 is a rear view of the air intake housing design of
FIG. 8;

FIG. 11 is a right side view of the air intake housing design
of FIG. 8;

FIG. 12 is a left side view of the air intake housing design
of FIG. 8;


FIG. 13 is a top view of the air intake housing design of FIG.
8; and,

FIG. 14 is a bottom view of the air intake housing design of
FIG. 8.

The broken lines and the light-grayed out areas represent
unclaimed portions of the air intake housing design.

The dark-gray stippling does not represent a color nor a
pattern but is provided to depict shading of the surface of the
Figures.

1 Claim, 14 Drawing Sheets



US D824,425 S

Page 2

(58) **Field of Classification Search**

CPC F02M 35/10268; F02M 35/0201; F02M 35/161; F02M 35/10; F02M 35/10242; F02M 35/10013

See application file for complete search history.

(56) **References Cited**

U.S. PATENT DOCUMENTS

4,826,411 A 5/1989 Gaeth
4,929,260 A 5/1990 Bauerle
D472,246 S * 3/2003 Ayton D15/5
D521,134 S * 5/2006 Huang D23/364
D530,723 S * 10/2006 Huang D15/5
D532,019 S * 11/2006 Huang D15/5
D532,795 S * 11/2006 Quezada D15/5
D533,190 S * 12/2006 Huang D15/5
D574,852 S 8/2008 Grant
D642,201 S * 7/2011 Bender D15/5
D654,094 S 2/2012 Dralle
9,222,448 B2 * 12/2015 Ghorpade F02M 35/164

D749,134 S * 2/2016 Niakan D15/5
D757,823 S * 5/2016 Yee D15/5
9,861,922 B1 1/2018 Townsend
2010/0071650 A1 * 3/2010 Sato F02M 35/0203
123/184.21
2014/0116015 A1 * 5/2014 Niakan B01D 46/2411
55/495
2015/0047917 A1 * 2/2015 Burt, II B62D 25/2036
180/292
2017/0114708 A1 * 4/2017 Hamaguchi B62K 11/04
2017/0284346 A1 * 10/2017 Kontani B62J 99/00
2017/0335809 A1 11/2017 Newman et al.

OTHER PUBLICATIONS

Design U.S. Appl. No. 29/583,805 entitled "Air Cleaner" filed Nov. 9, 2016.

Design U.S. Appl. No. 29/599,278 entitled "Ornamental Component" filed Mar. 31, 2017.

* cited by examiner




FIG. 1

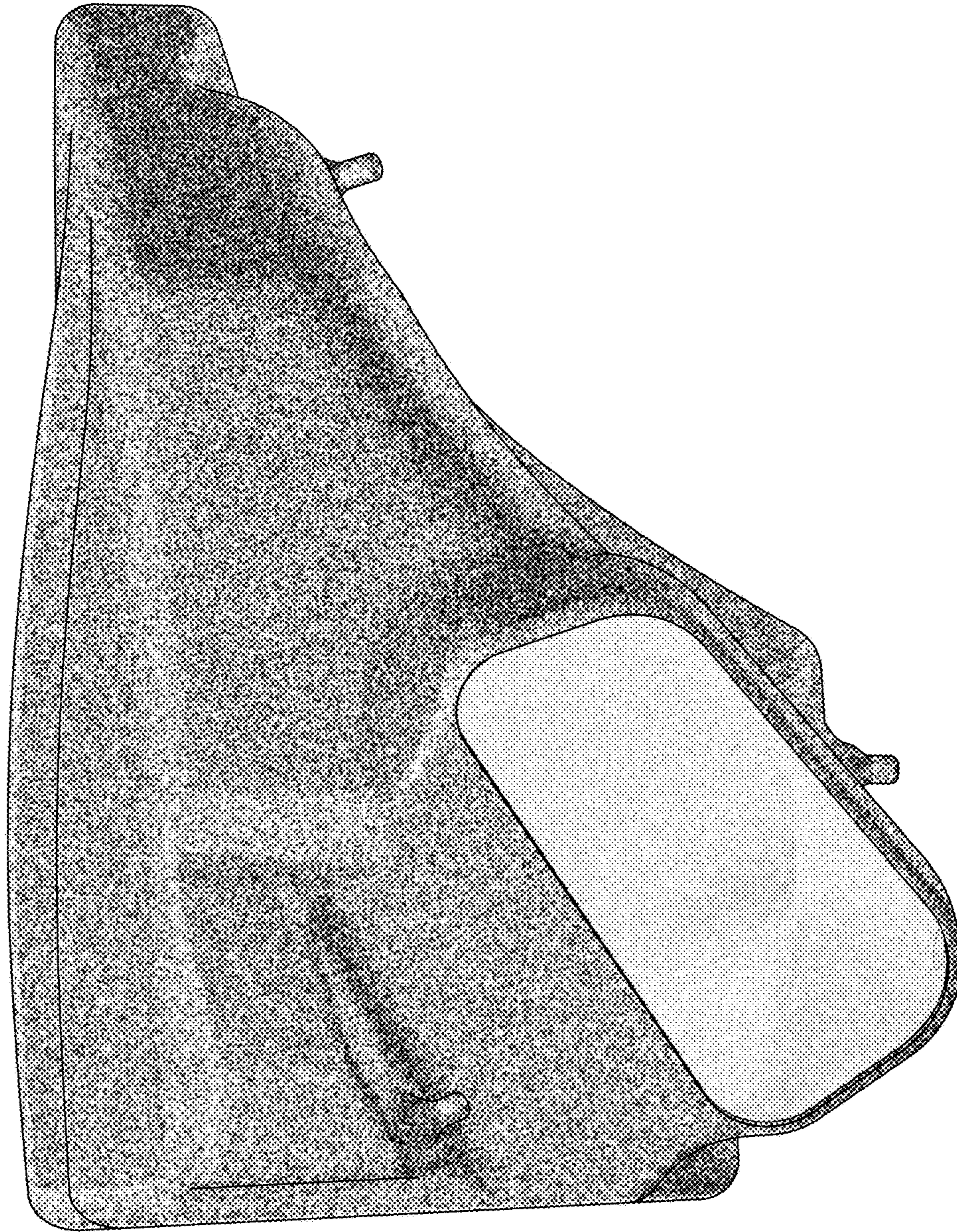


FIG. 2

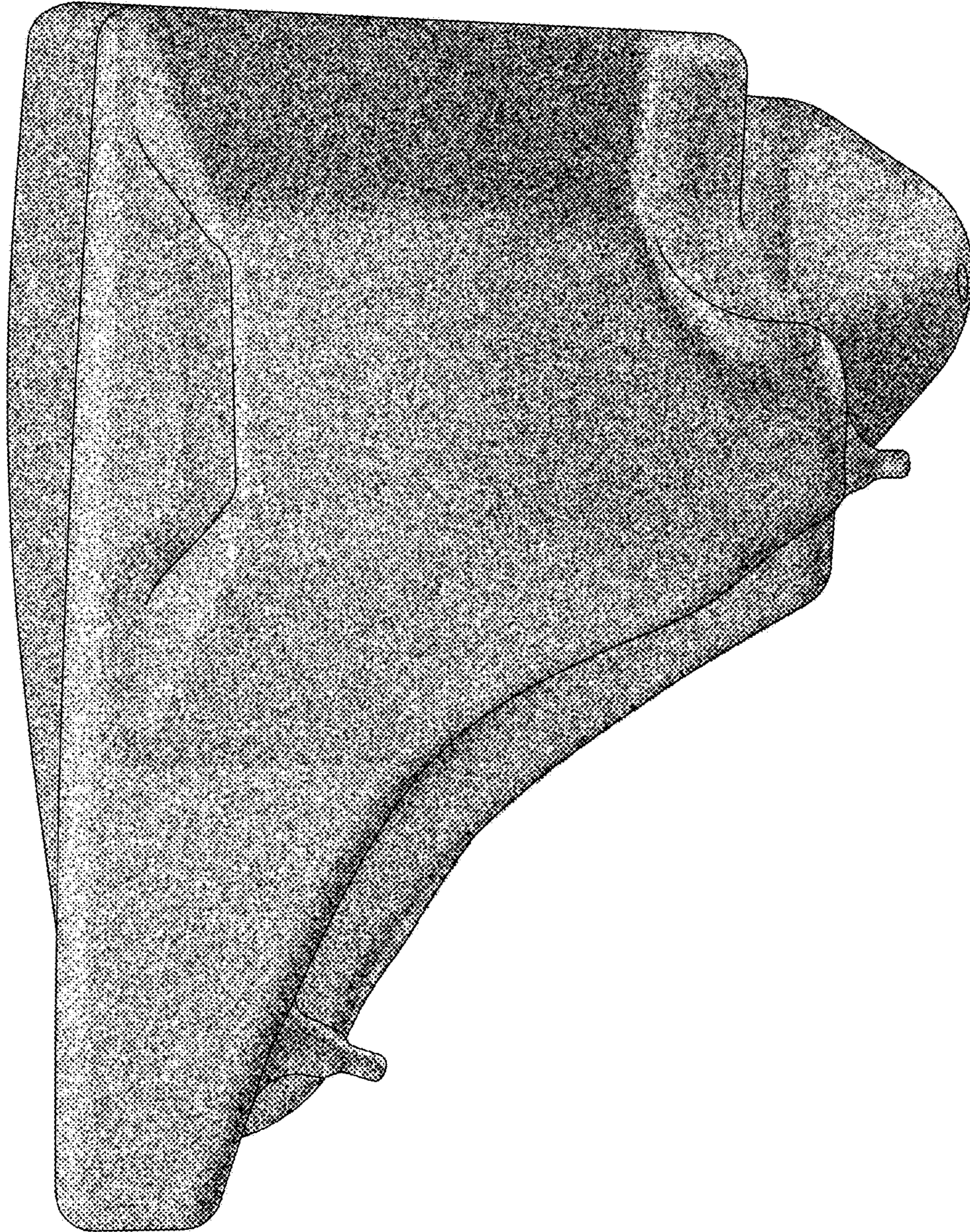


FIG. 3

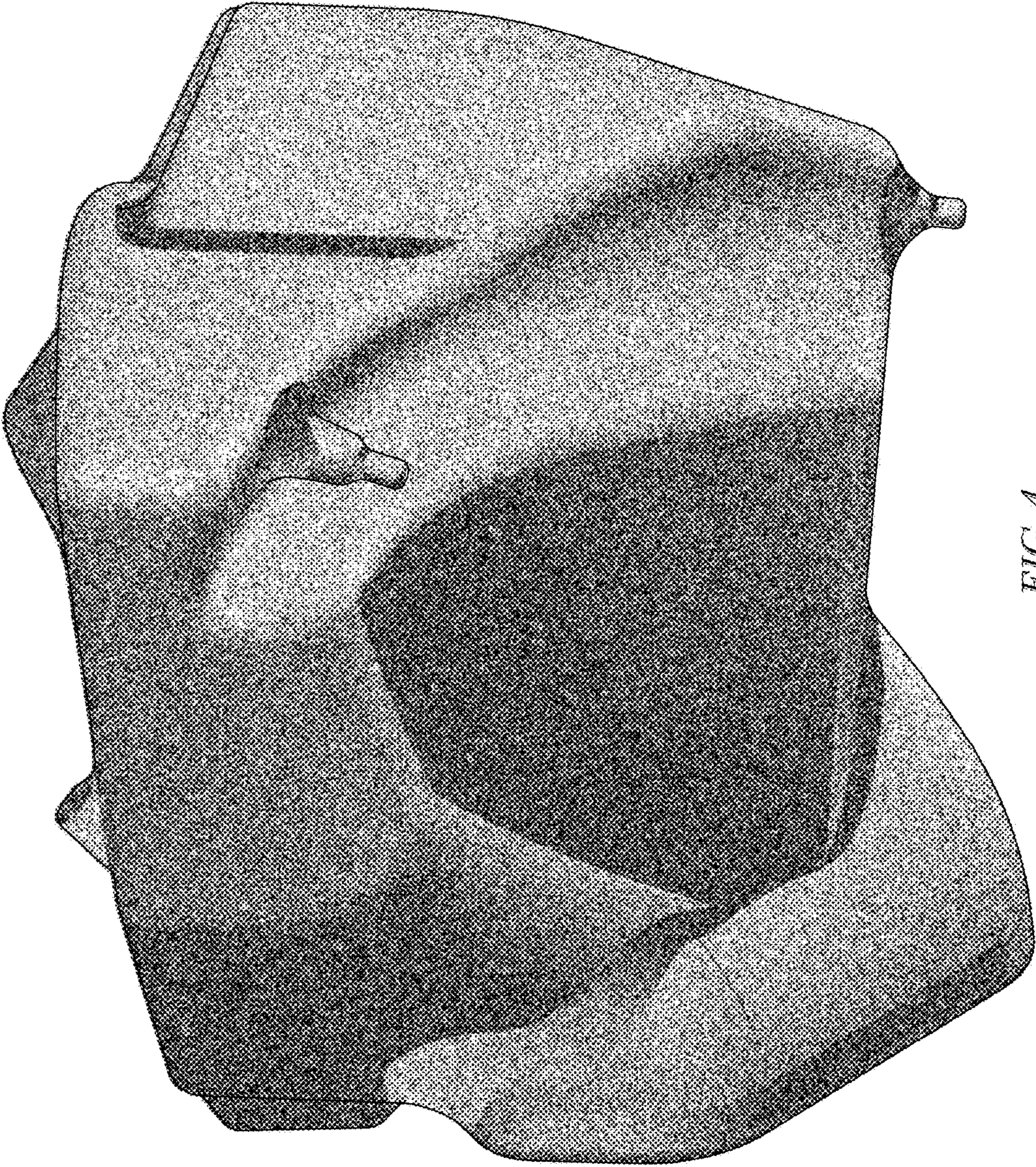


FIG. 4




FIG. 5




FIG. 6

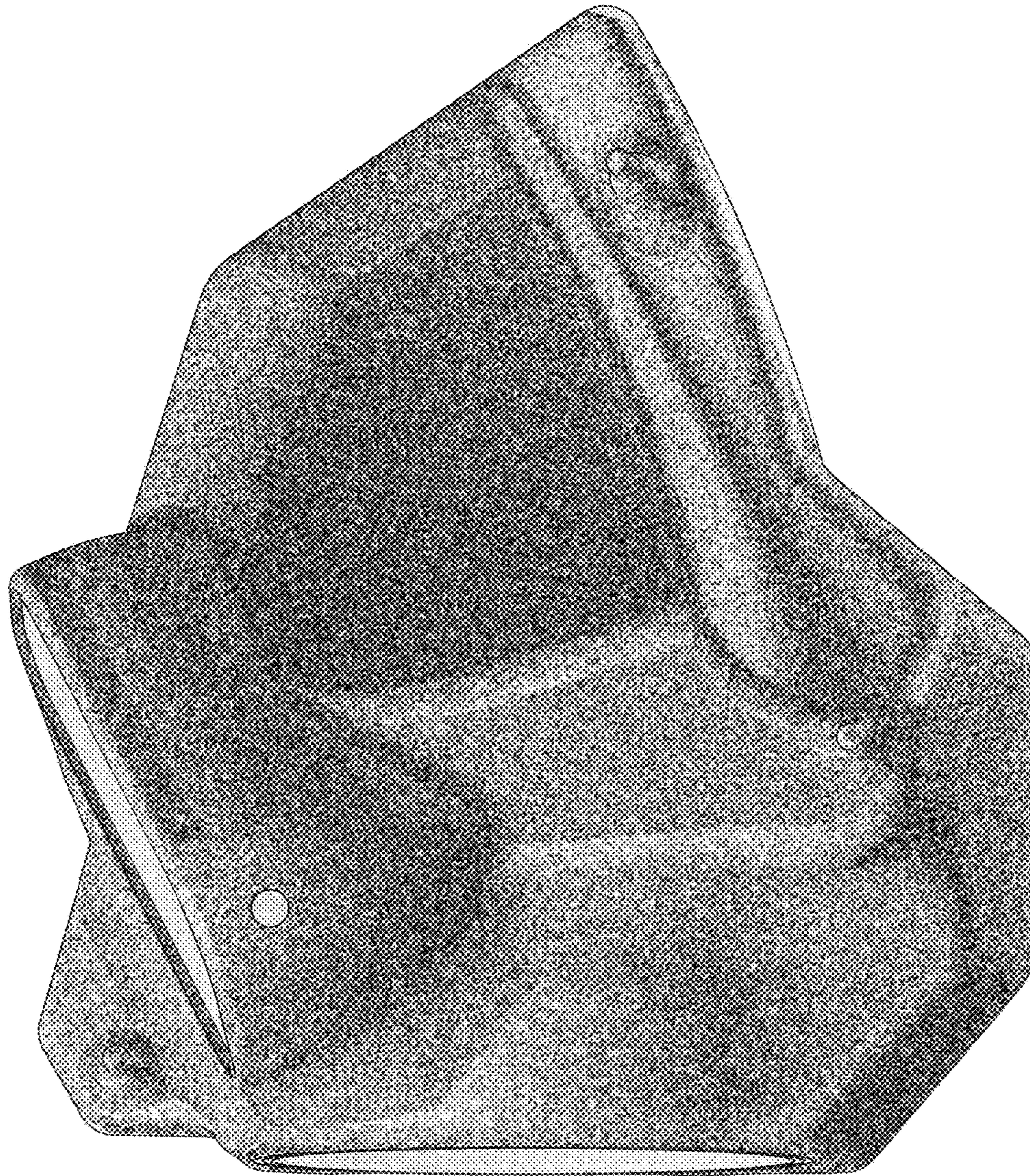


FIG. 7




FIG. 8

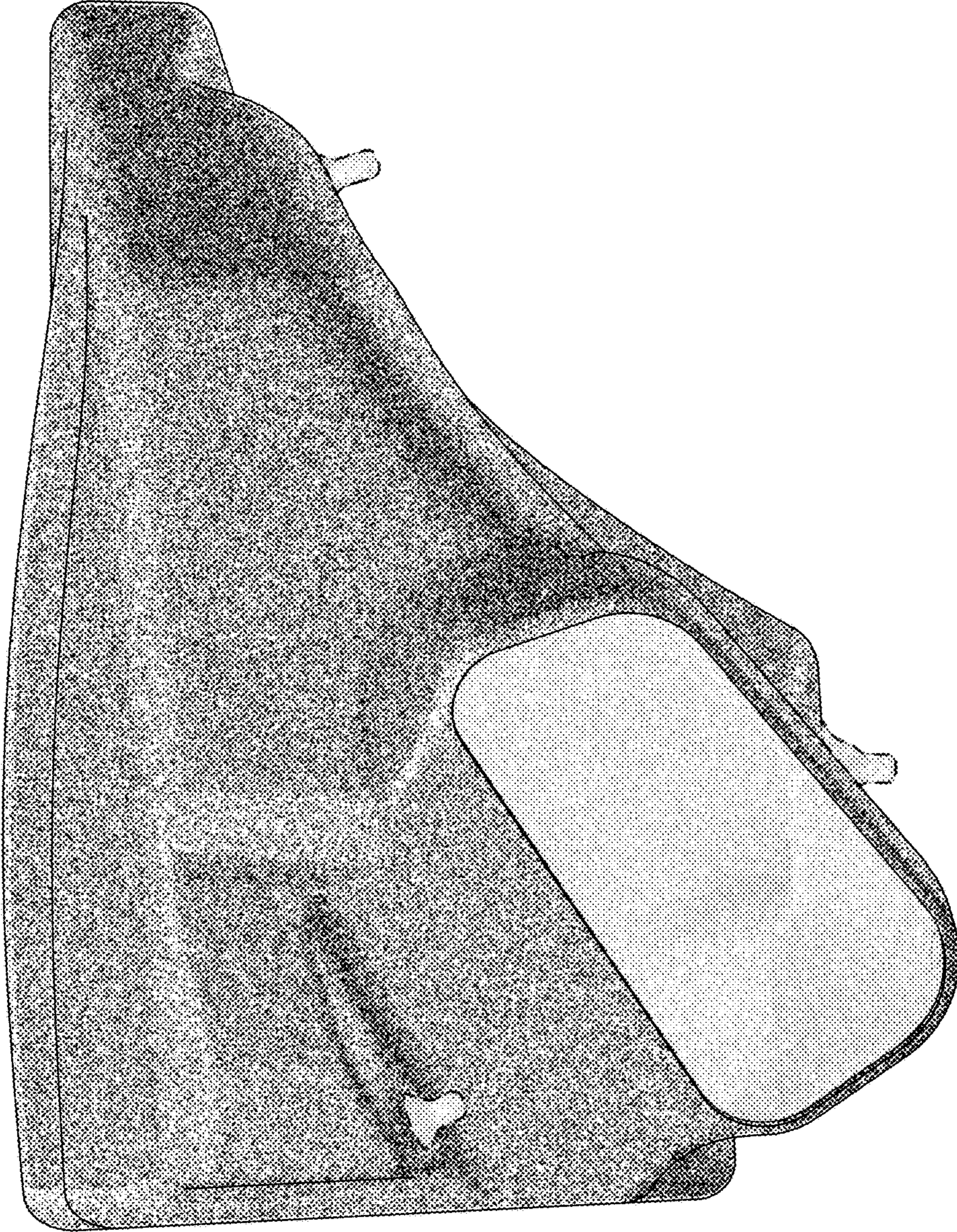


FIG. 9

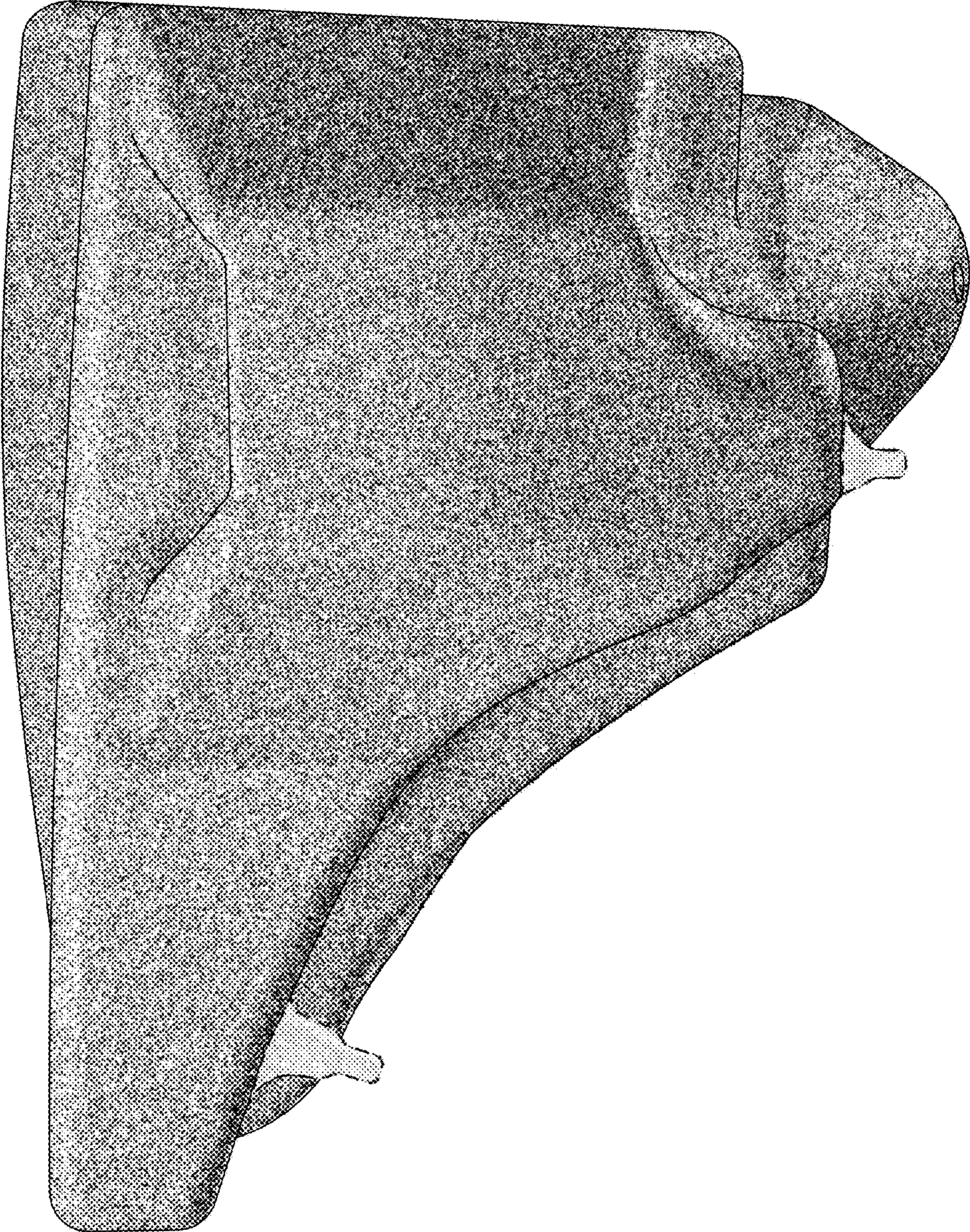


FIG. 10

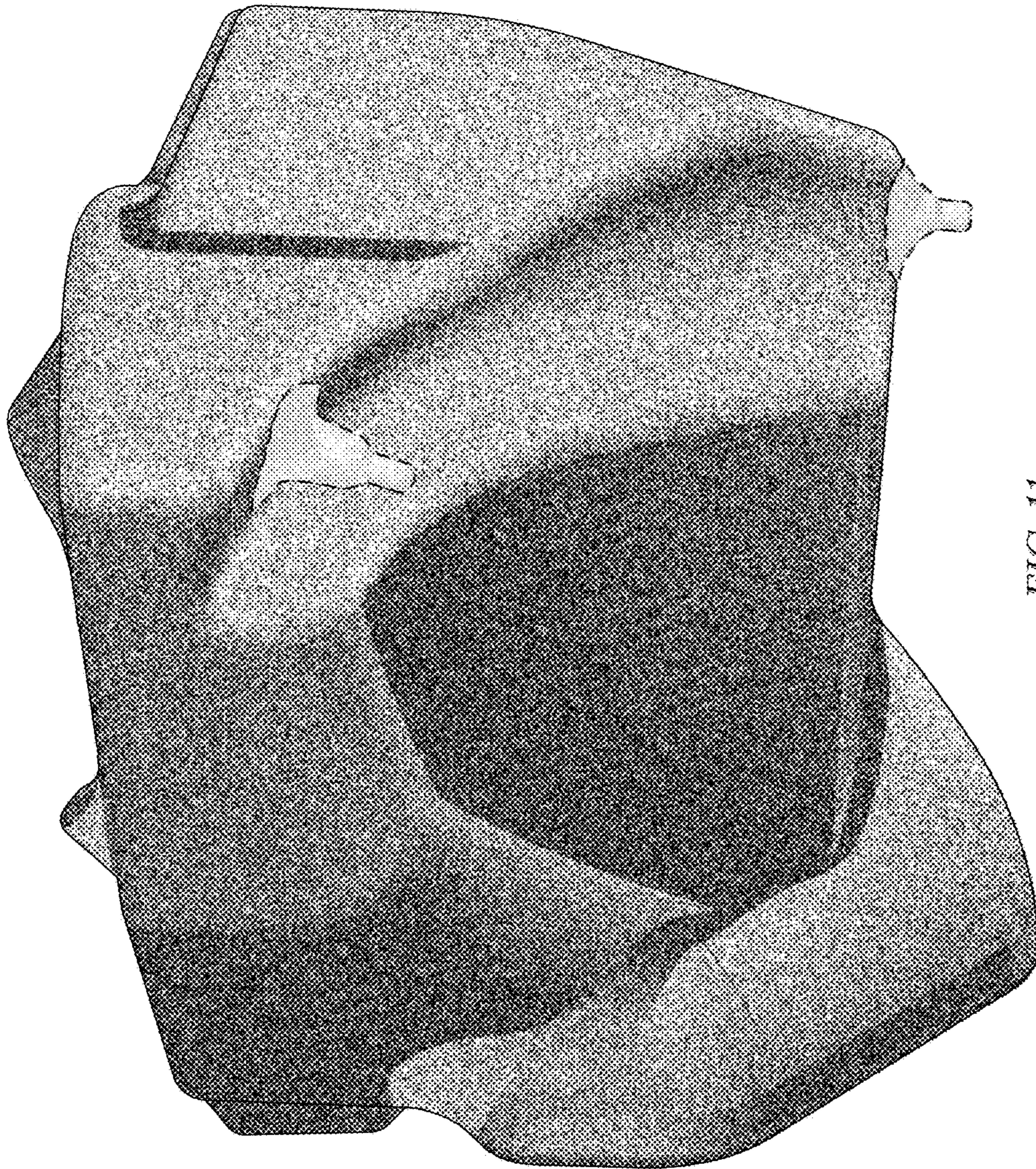


FIG. 11

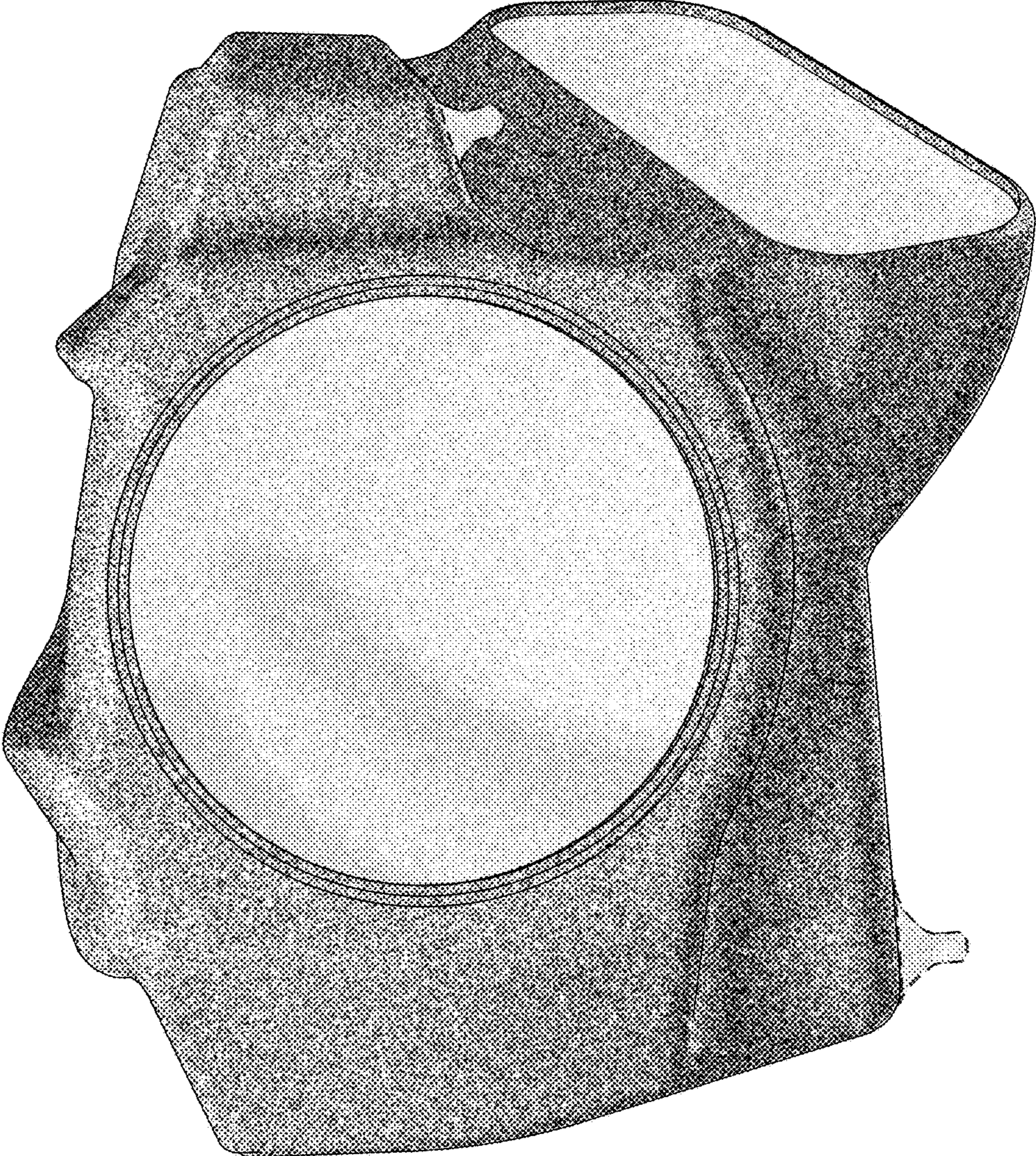


FIG. 12




FIG. 13

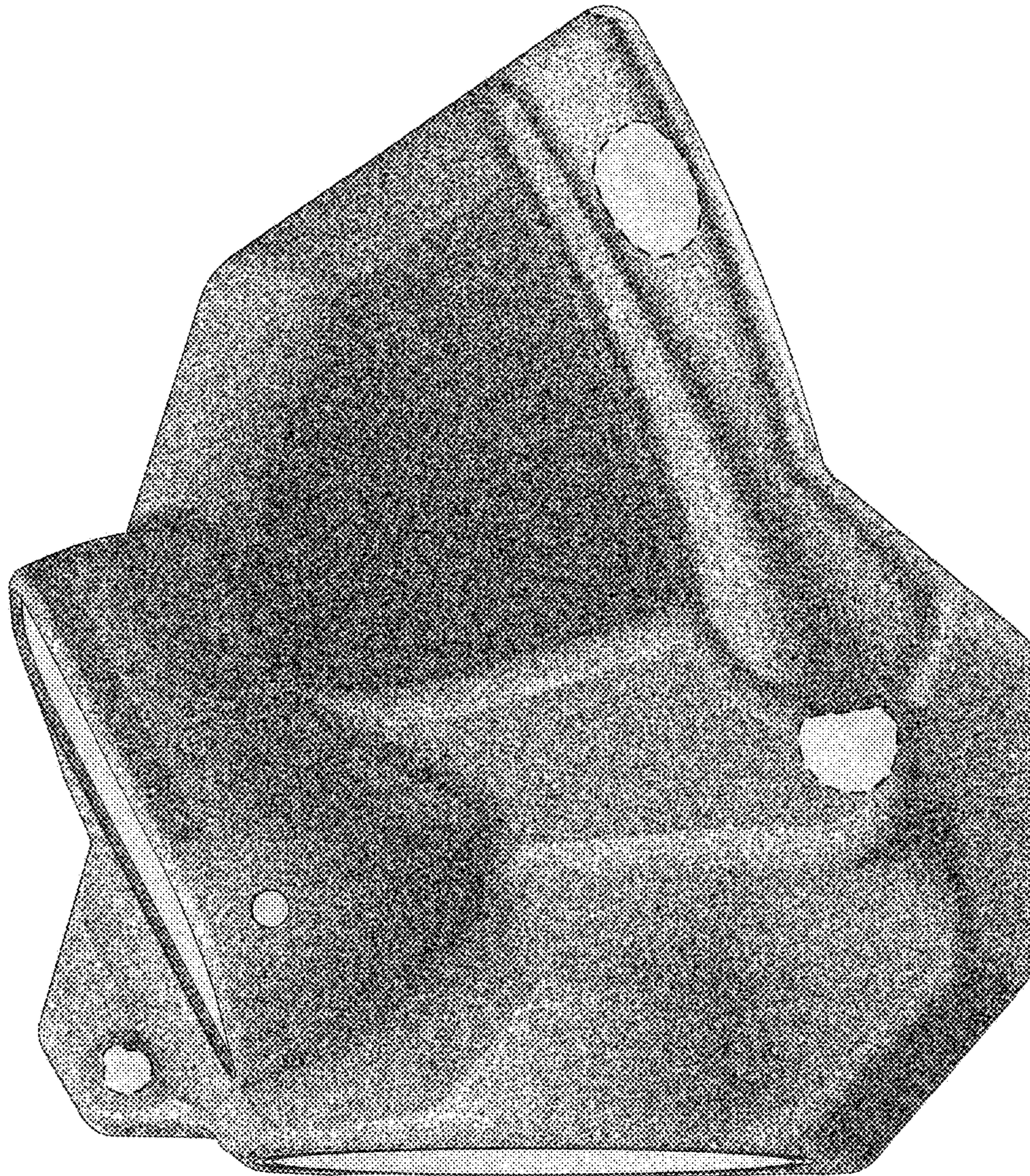


FIG. 14