



US00D824395S

(12) **United States Design Patent**
Charlesworth et al.

(10) **Patent No.:** **US D824,395 S**

(45) **Date of Patent:** **** Jul. 31, 2018**

(54) **TABLET CASE BACK**

(71) Applicant: **Mobile Tech, Inc.**, Lake Oswego, OR
(US)

(72) Inventors: **Eric Charlesworth**, Forest Grove, OR
(US); **Peter Schuft**, Portland, OR (US)

(73) Assignee: **MOBILE TECH, INC.**, Lake Oswego,
OR (US)

(**) Term: **15 Years**

(21) Appl. No.: **29/632,741**

(22) Filed: **Jan. 9, 2018**

D674,803	S	*	1/2013	Westrup	A45C 3/02
						D14/440
D678,293	S	*	3/2013	Meehan	D14/440
D687,440	S	*	8/2013	Shieh	D14/447
D695,298	S	*	12/2013	Han	D14/440
D704,194	S	*	5/2014	Young	D14/440
D717,804	S	*	11/2014	Budge	D14/447
D718,316	S	*	11/2014	Veltz	D14/440
D719,144	S	*	12/2014	Eulette	D14/250
D725,119	S	*	3/2015	Gaylord	D14/440
D726,732	S	*	4/2015	Lay	D14/440
9,229,494	B2	*	1/2016	Rayner	G06F 1/163
D748,634	S	*	2/2016	Hofer	D14/440
D757,731	S	*	5/2016	Nguyen	D14/440
D766,247	S	*	9/2016	Burmester	D14/440
D795,263	S	*	8/2017	Fujioka	D14/440
D798,302	S	*	9/2017	Burmester	D14/440
9,847,806	B1	*	12/2017	Dickie	H04B 1/3888

(Continued)

Related U.S. Application Data

(63) Continuation of application No. 29/604,812, filed on
May 19, 2017.

(51) **LOC (11) Cl.** **14-02**

(52) **U.S. Cl.**
USPC **D14/440**

(58) **Field of Classification Search**
USPC D14/440, 42, 300, 447, 250; 206/45.23,
206/320, 45.2; 361/679.55; 294/25;
224/218

CPC G06F 1/1628; G06F 1/1626; G06F 1/1669;
A47B 23/044; H04B 1/3888

See application file for complete search history.

(56) **References Cited**

U.S. PATENT DOCUMENTS

D635,555	S	*	4/2011	Giles	D14/217
D641,756	S	*	7/2011	Hsieh	D14/440
D651,606	S	*	1/2012	Luijben	D14/250
D661,646	S	*	6/2012	Son	D13/108
D668,660	S	*	10/2012	Norfolk	D14/440
D670,702	S	*	11/2012	Zhang	D14/440

Primary Examiner — Cynthia R Underwood

(74) *Attorney, Agent, or Firm* — Thompson Coburn LLP

(57) **CLAIM**

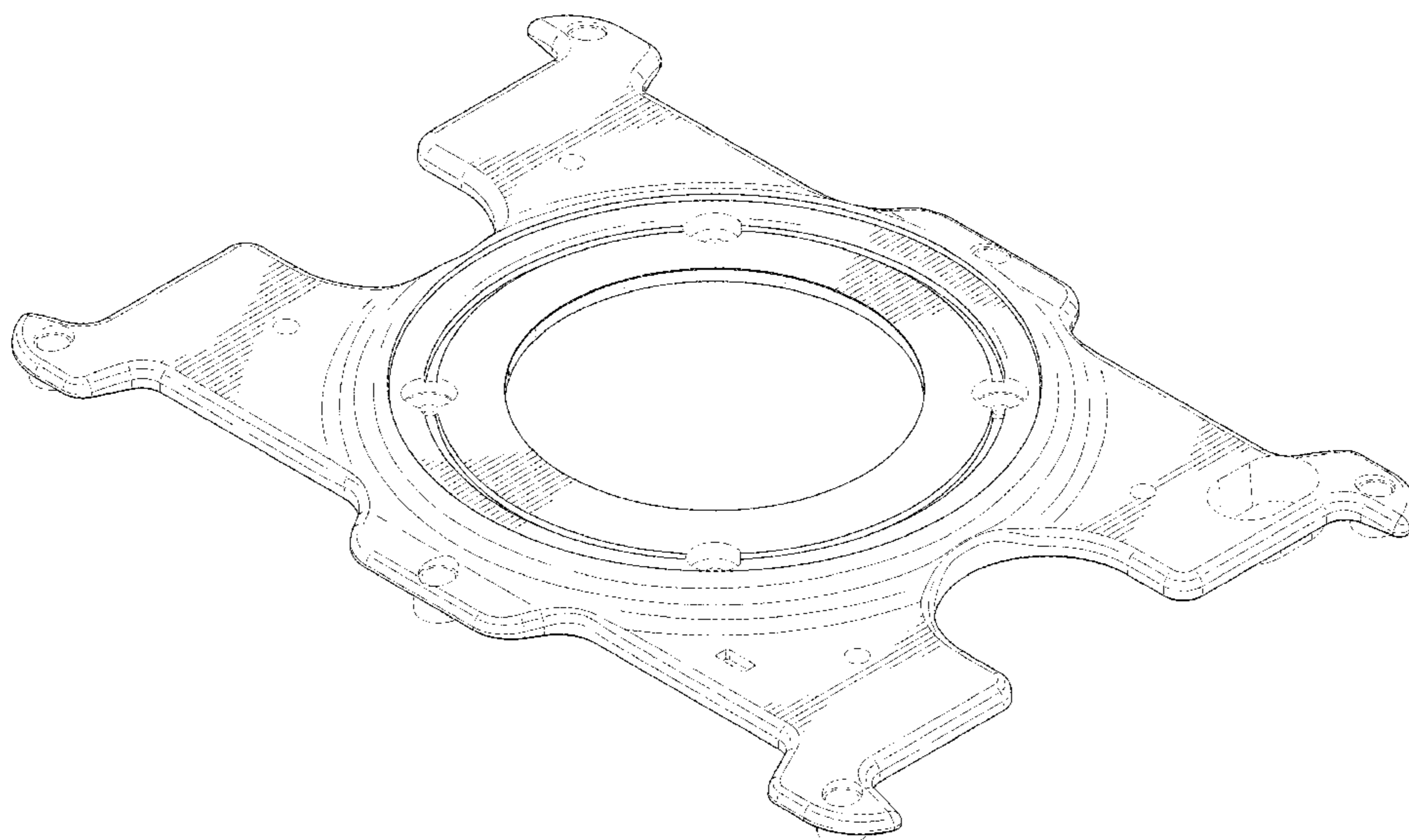
The ornamental design for a tablet case back, as shown and
described.

DESCRIPTION

FIG. 1 is a front, top perspective view showing an embodi-
ment of a tablet case back;
FIG. 2 is a front elevational view of FIG. 1;
FIG. 3 is a rear elevational view of FIG. 1;
FIG. 4 is a right elevational view of FIG. 1;
FIG. 5 is a left elevational view of FIG. 1;
FIG. 6 is a top plan view of FIG. 1; and,
FIG. 7 is a bottom plan view of FIG. 1.

The broken lines immediately adjacent the shaded areas
represent the bounds of the claimed design while all other
broken lines are directed to environment and are for illus-
trative purposes only; the broken lines form no part of the
claimed design.

1 Claim, 5 Drawing Sheets



(56)

References Cited

U.S. PATENT DOCUMENTS

2003/0222149 A1* 12/2003 Solomon G06F 1/1669
235/472.01
2012/0043247 A1* 2/2012 Westrup A45C 3/02
206/472
2012/0193496 A1* 8/2012 Li F16M 11/041
248/316.1
2015/0156900 A1* 6/2015 Yeh H04B 1/3888
312/223.1
2016/0135560 A1* 5/2016 Yeh H04M 1/185
224/581

* cited by examiner

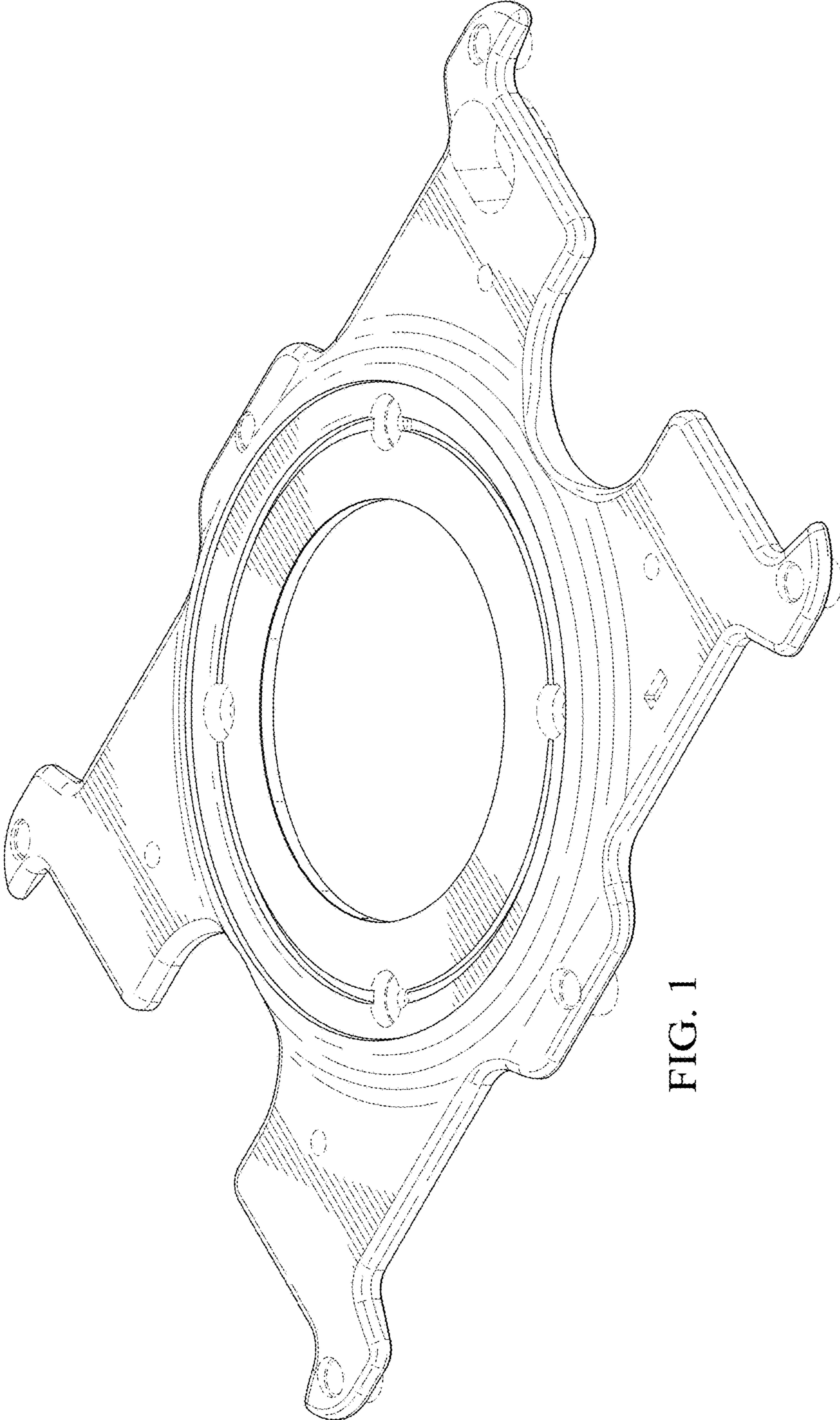


FIG. 1

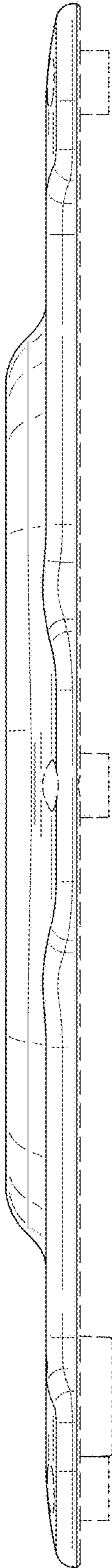


FIG. 2




FIG. 3

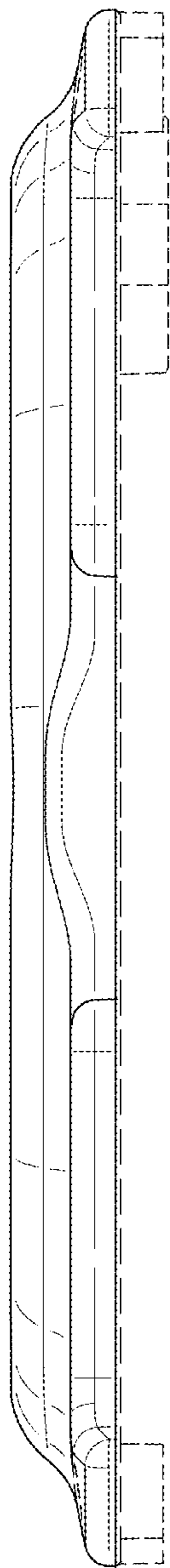


FIG. 4

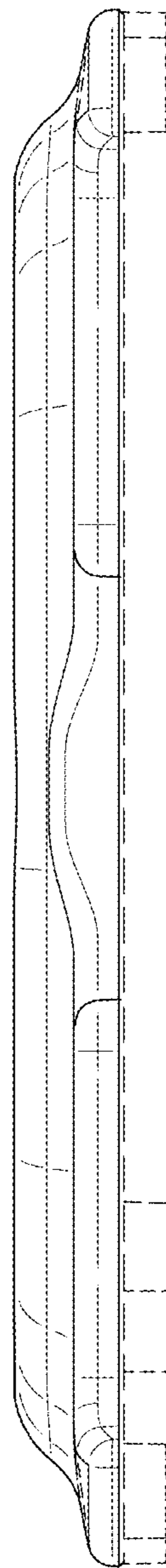


FIG. 5

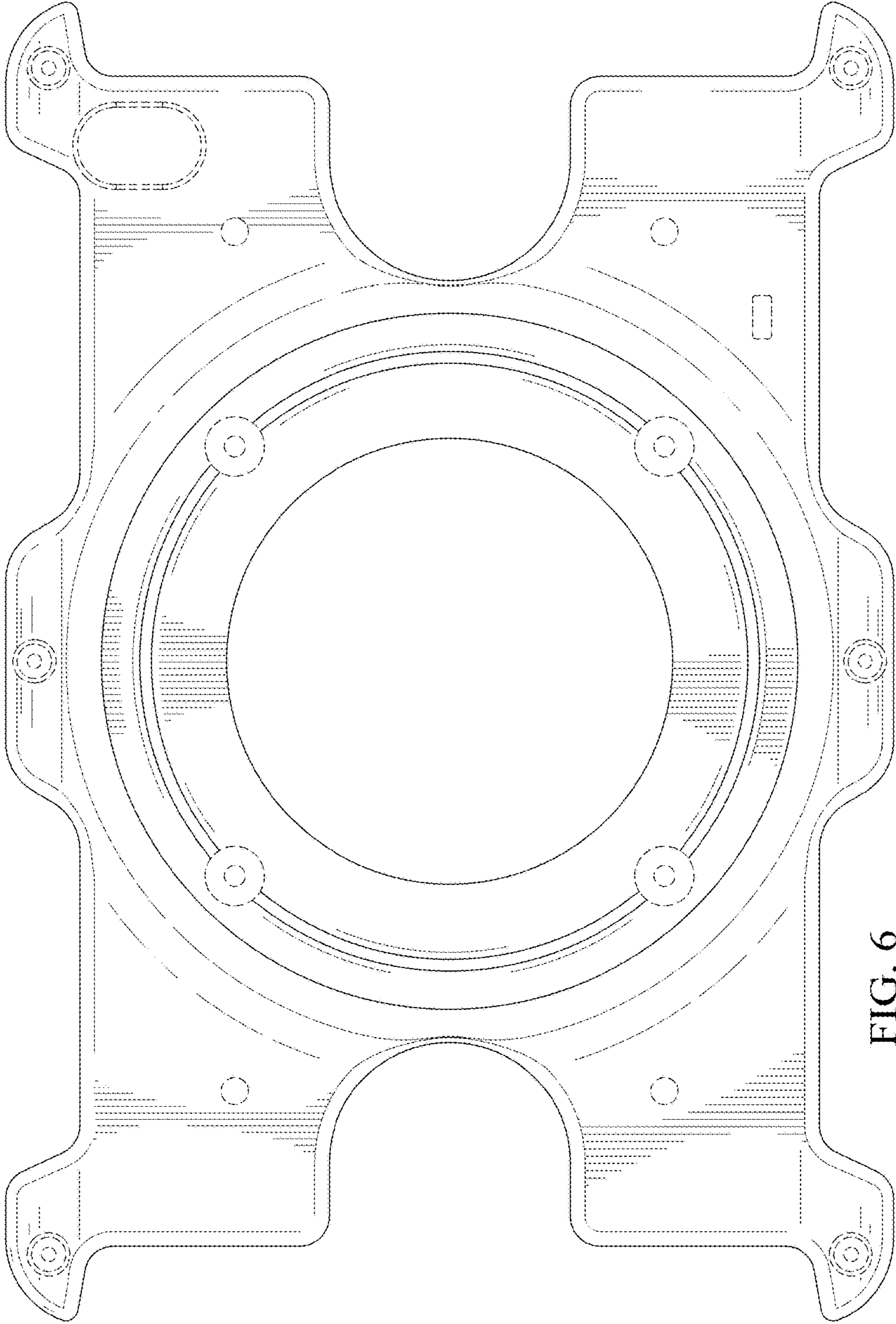


FIG. 6

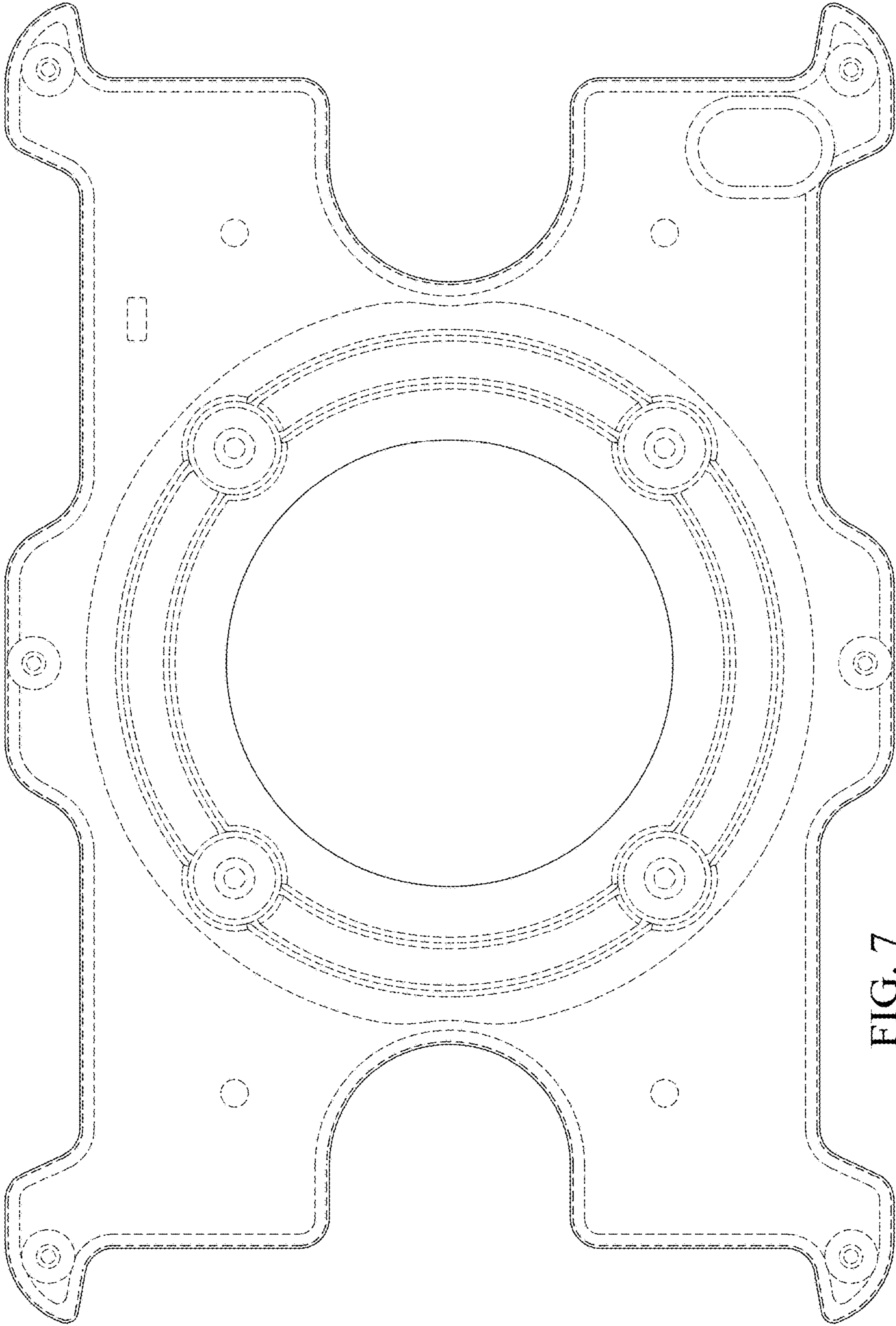


FIG. 7