



US00D824387S

(12) **United States Design Patent**
Oberpriller

(10) **Patent No.:** **US D824,387 S**

(45) **Date of Patent:** **** Jul. 31, 2018**

(54) **ELECTRONIC DEVICE**

(71) Applicant: **Hand Held Products, Inc.**, Fort Mill, SC (US)

(72) Inventor: **Mark Lee Oberpriller**, Atlanta, GA (US)

(73) Assignee: **Hand Held Products, Inc.**, Fort Mill, SC (US)

(**) Term: **15 Years**

(21) Appl. No.: **29/575,039**

(22) Filed: **Aug. 22, 2016**

(51) **LOC (11) Cl.** **14-02**

(52) **U.S. Cl.**
USPC **D14/433; D14/358**

(58) **Field of Classification Search**
USPC D14/356, 357, 358, 361, 362, 365, 367, D14/370, 388, 389, 432, 434, 216, 217, D14/218, 240, 242, 299, 125, 129, 130, D14/140, 155, 168, 188, 496, 433; D13/103, 107, 108, 123, 162, 162.1, 163, D13/184, 199, 152, 168, 110; D10/104.1, D10/106.6, 116.1, 61, 64, 75; D18/12; D20/8
CPC ... H04W 88/08; H04W 88/085; H04W 88/00; H04W 88/005; H04W 88/02; H04W 88/12; H04W 88/14; H04W 88/16; H04W 88/18; H04W 4/00; H01Q 1/02; H01Q 1/2291; H01Q 1/246; H04B 1/38; H04L 65/00;

(Continued)

(56) **References Cited**

U.S. PATENT DOCUMENTS

D263,709 S * 4/1982 Ando D14/155
D303,638 S * 9/1989 Andrews, Sr. D10/106.1
D367,257 S * 2/1996 Buelow D13/110

(Continued)

OTHER PUBLICATIONS

DEX Adapter Quick Start Guide(DEX Adapter Model DEX-BLE-1). [online PDF] 2 pgs. Date Mar. 2016. [Retrieved on Mar. 5, 2018] https://aidc.honeywell.com/CatalogDocuments/DEX-ENUS-QS_Rev_A.pdf.*

Primary Examiner — Susan Bennett Hattan

Assistant Examiner — Marie D. Fast Horse

(74) *Attorney, Agent, or Firm* — Additon, Higgins & Pendleton, P.A.

(57) **CLAIM**

The ornamental design for an electronic device, as shown in the accompanying drawings and described above.

DESCRIPTION

FIG. 1 is a top front perspective view of an electronic device in accordance with the present invention.

FIG. 2 is a top rear perspective view of the electronic device of FIG. 1.

FIG. 3 is another top front perspective view of the electronic device of FIG. 1.

FIG. 4 is a bottom front perspective view of the electronic device of FIG. 1.

FIG. 5 is a bottom rear perspective view of the electronic device of FIG. 1.

FIG. 6 is a top plan view of the electronic device of FIG. 1.

FIG. 7 is a bottom plan view of the electronic device of FIG. 1.

FIG. 8 is a front elevation view of the electronic device of FIG. 1.

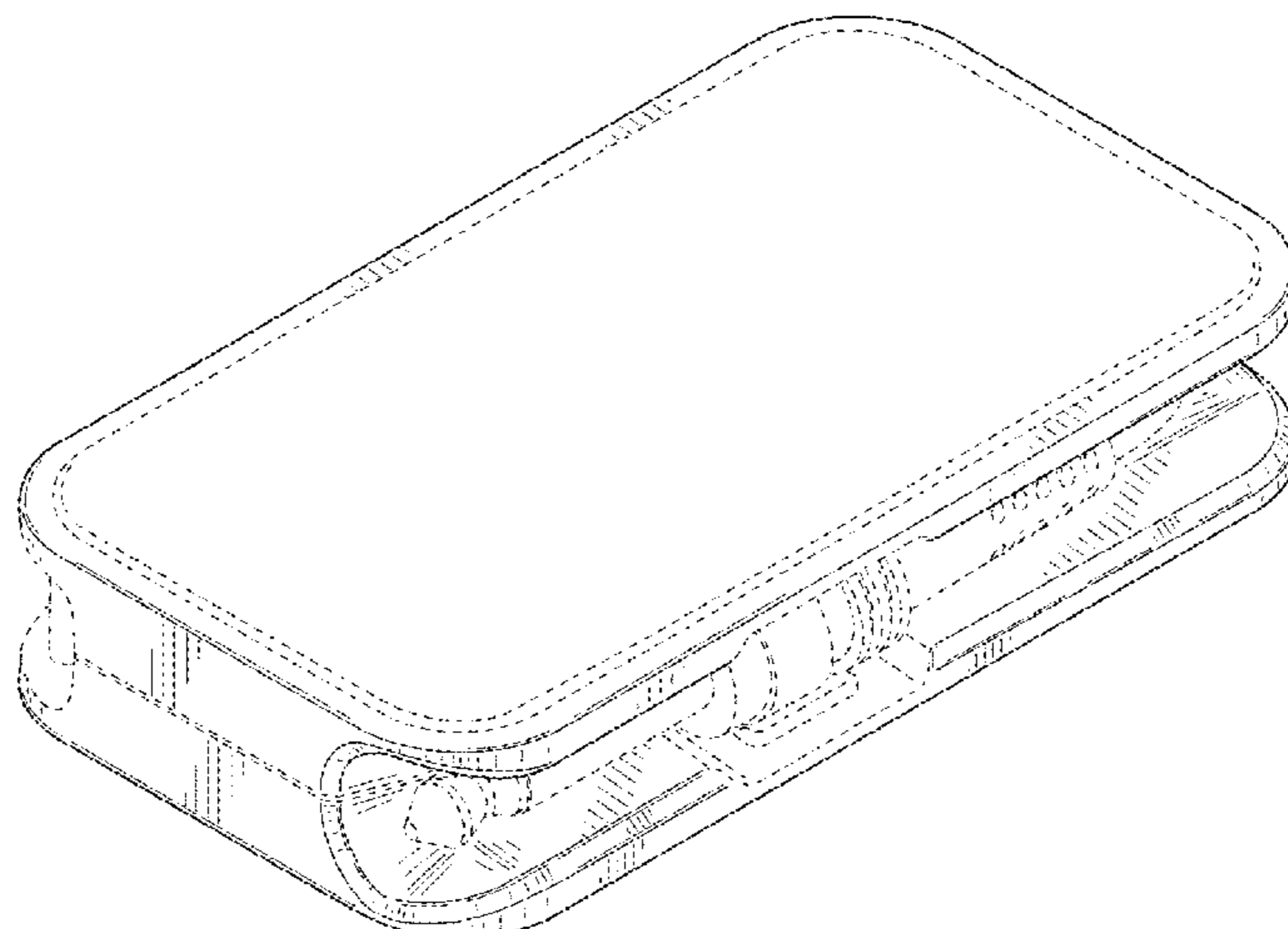
FIG. 9 is a rear elevation view of the electronic device of FIG. 1.

FIG. 10 is right elevation view of the electronic device of FIG. 1; and,

FIG. 11 is left elevation view of the electronic device of FIG. 1.

The broken lines shown herein are for illustrative purposes and form no part of the claimed design.

1 Claim, 6 Drawing Sheets



(58) **Field of Classification Search**
 CPC H04L 65/1013; H04L 65/102; H04L
 65/1033; G06F 3/06; G06F 3/0635
 See application file for complete search history.

(56) **References Cited**

U.S. PATENT DOCUMENTS

D465,451 S * 11/2002 Hirano D13/107
 D470,848 S * 2/2003 Morooka D14/433
 D483,348 S * 12/2003 Nishii D14/188
 D506,989 S * 7/2005 Seil D14/155
 D511,344 S * 11/2005 Takei D14/480.6
 D512,718 S * 12/2005 Mori D14/434
 D531,991 S * 11/2006 Chau D14/217
 D532,776 S * 11/2006 Griffin D14/435.1
 D540,774 S * 4/2007 Alwicker D14/155
 D559,848 S * 1/2008 Siu D14/433
 D564,520 S * 3/2008 Baseflug D14/433
 D572,230 S * 7/2008 Neu D14/155
 D574,833 S * 8/2008 Hussaini D14/432
 D587,708 S * 3/2009 Yoshida D14/358
 D595,684 S * 7/2009 Ganley D14/155
 D601,959 S * 10/2009 Lee D13/119
 D628,151 S * 11/2010 Wegener D13/108
 D628,153 S * 11/2010 Fujii D13/108
 D628,535 S * 12/2010 Cheng D13/108
 D639,736 S * 6/2011 Su D13/110
 D652,380 S * 1/2012 Chen D13/110
 D674,748 S * 1/2013 Ferber D13/108
 D675,563 S * 2/2013 Hoehn D13/110
 D684,129 S * 6/2013 Vincent D13/184
 D693,798 S * 11/2013 Chuang D14/240
 D694,706 S * 12/2013 Kuo D13/108

D697,865 S * 1/2014 Saito D13/103
 D699,177 S * 2/2014 Higashi D13/103
 D705,719 S * 5/2014 Wong D13/103
 D708,190 S * 7/2014 An D13/108
 D708,191 S * 7/2014 An D13/144
 D714,214 S * 9/2014 Wikel D13/107
 D715,735 S * 10/2014 Levy D13/110
 D720,687 S * 1/2015 Hasbrook D13/103
 D725,588 S * 3/2015 Laconis D13/103
 D728,467 S * 5/2015 Hasbrook D13/103
 D733,043 S * 6/2015 Hasbrook D13/103
 D735,403 S * 7/2015 Che D13/110
 D742,312 S * 11/2015 Gupta D13/103
 D742,827 S * 11/2015 Lee D13/118
 D743,889 S * 11/2015 Lyles et al. D13/110
 D753,059 S * 4/2016 Krantz D13/110
 D758,308 S * 6/2016 Choo D13/108
 D758,965 S * 6/2016 Jen D13/108
 D760,719 S * 7/2016 Zhou D14/420
 D762,164 S * 7/2016 Lin D13/103
 D764,404 S * 8/2016 Lau D13/103
 D767,486 S * 9/2016 Yu D13/103
 D780,726 S * 3/2017 Wang D14/240
 D780,727 S * 3/2017 Wang D14/240
 D782,481 S * 3/2017 Zhou D14/420
 D784,340 S * 4/2017 Laffon de Mazieres D14/433
 D790,463 S * 6/2017 Lai D13/110
 D791,700 S * 7/2017 Loewen D13/108
 D798,301 S * 9/2017 Kujawski D14/433
 D798,811 S * 10/2017 Liao D13/110
 D808,392 S * 1/2018 Bo D14/433
 D810,086 S * 2/2018 Xie D14/433
 D810,087 S * 2/2018 Xie D14/433
 2008/0032737 A1 * 2/2008 Liu H04M 1/72522
 455/556.1

* cited by examiner

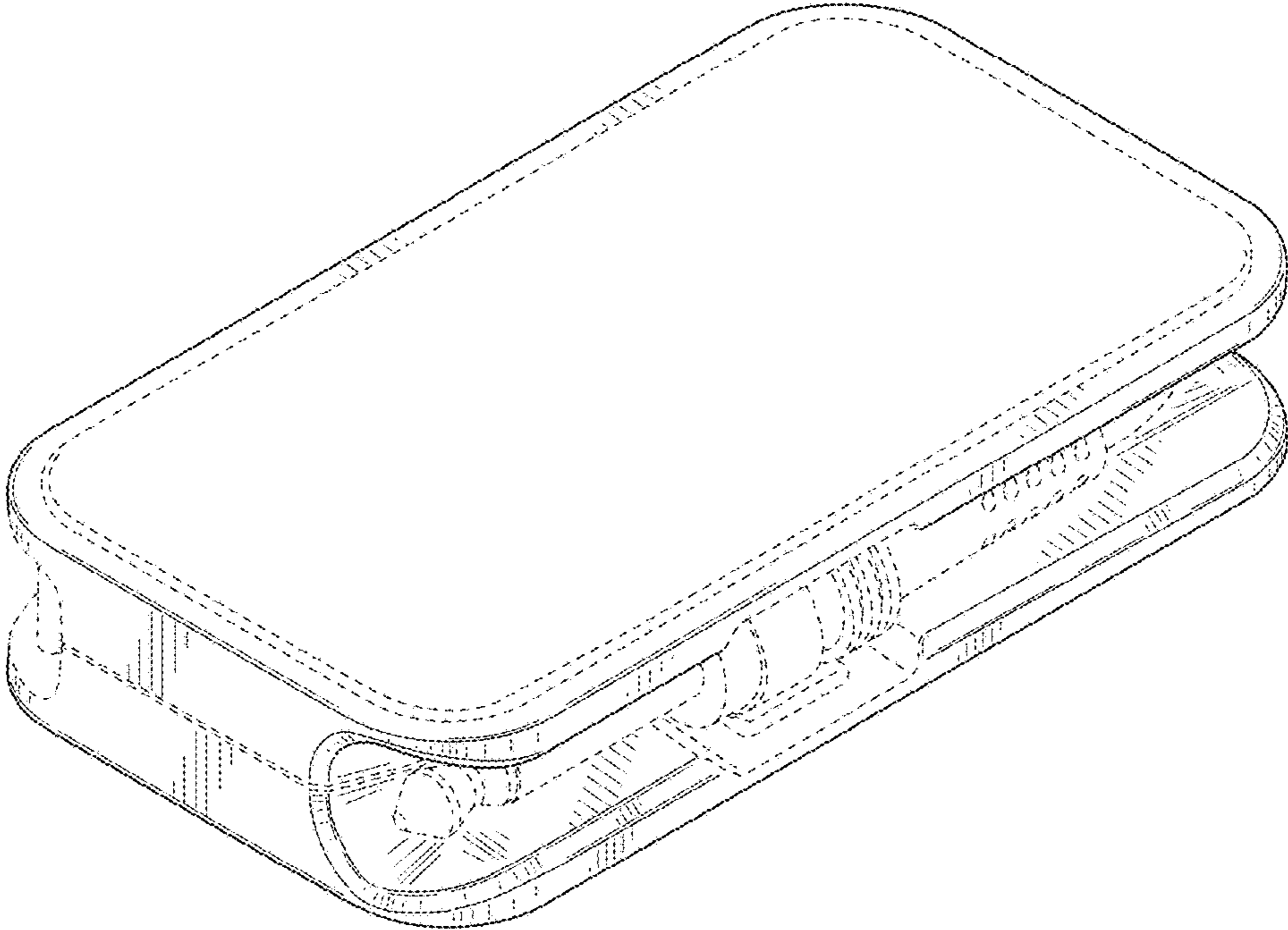


FIG. 1

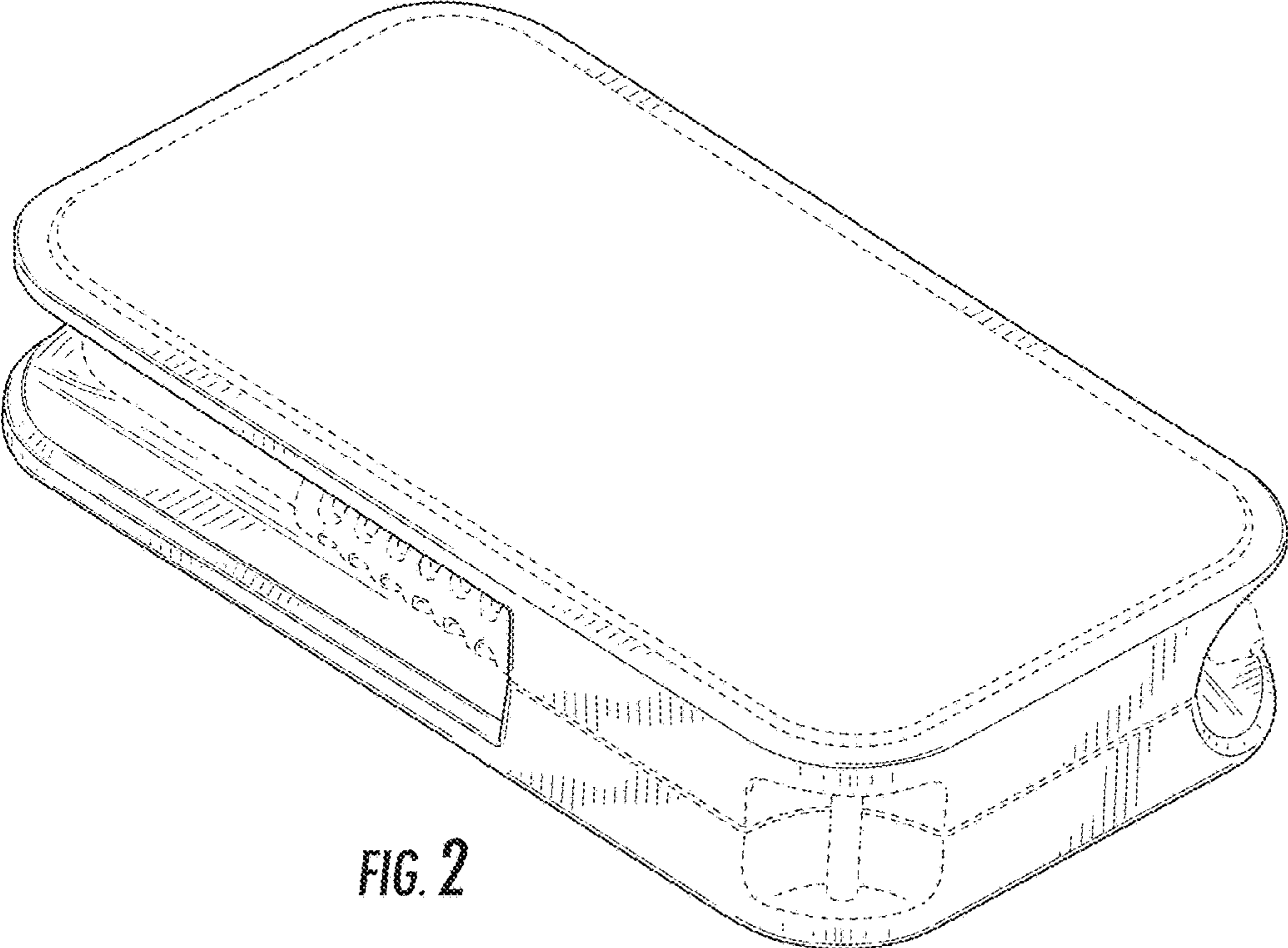


FIG. 2

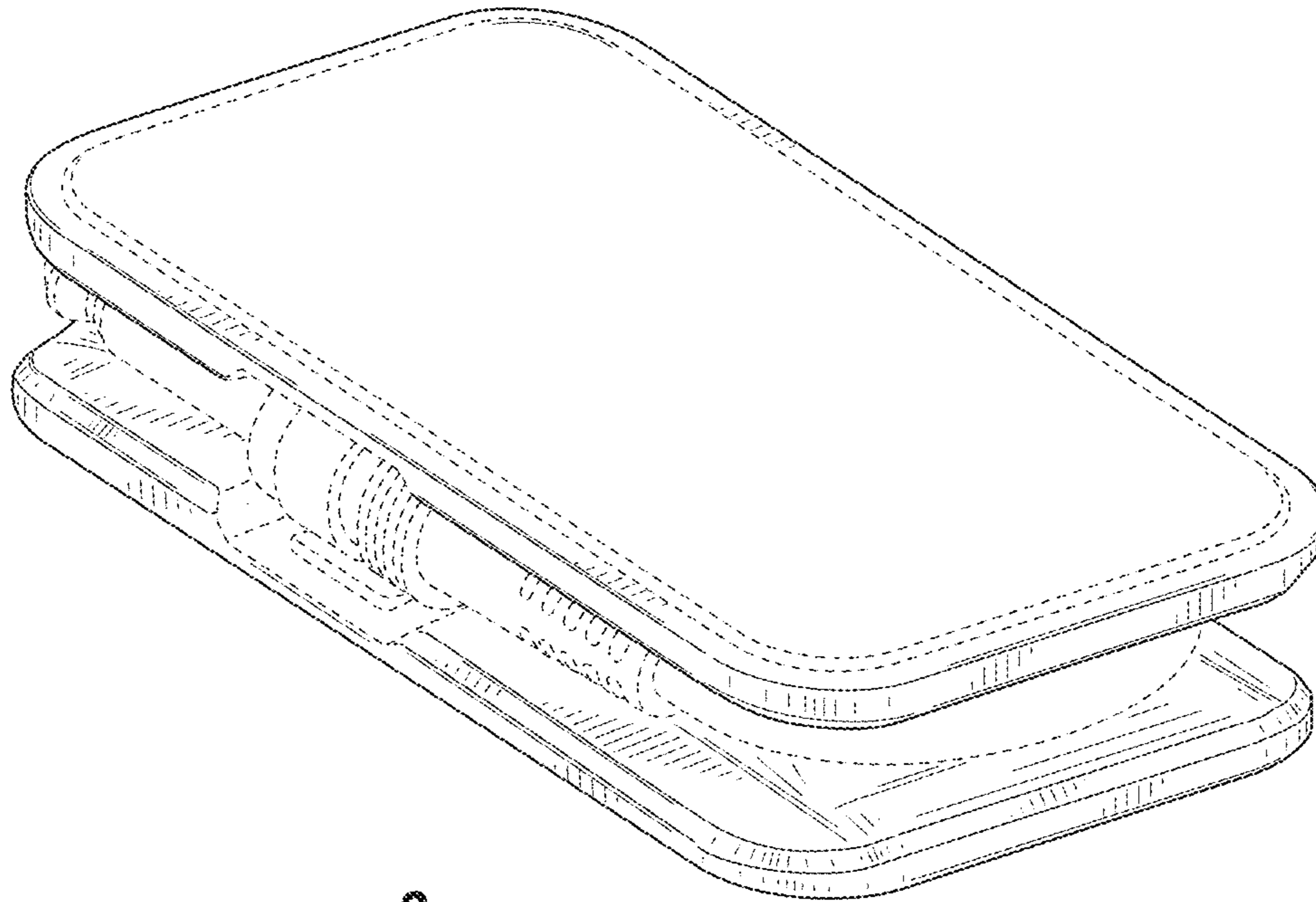


FIG. 3

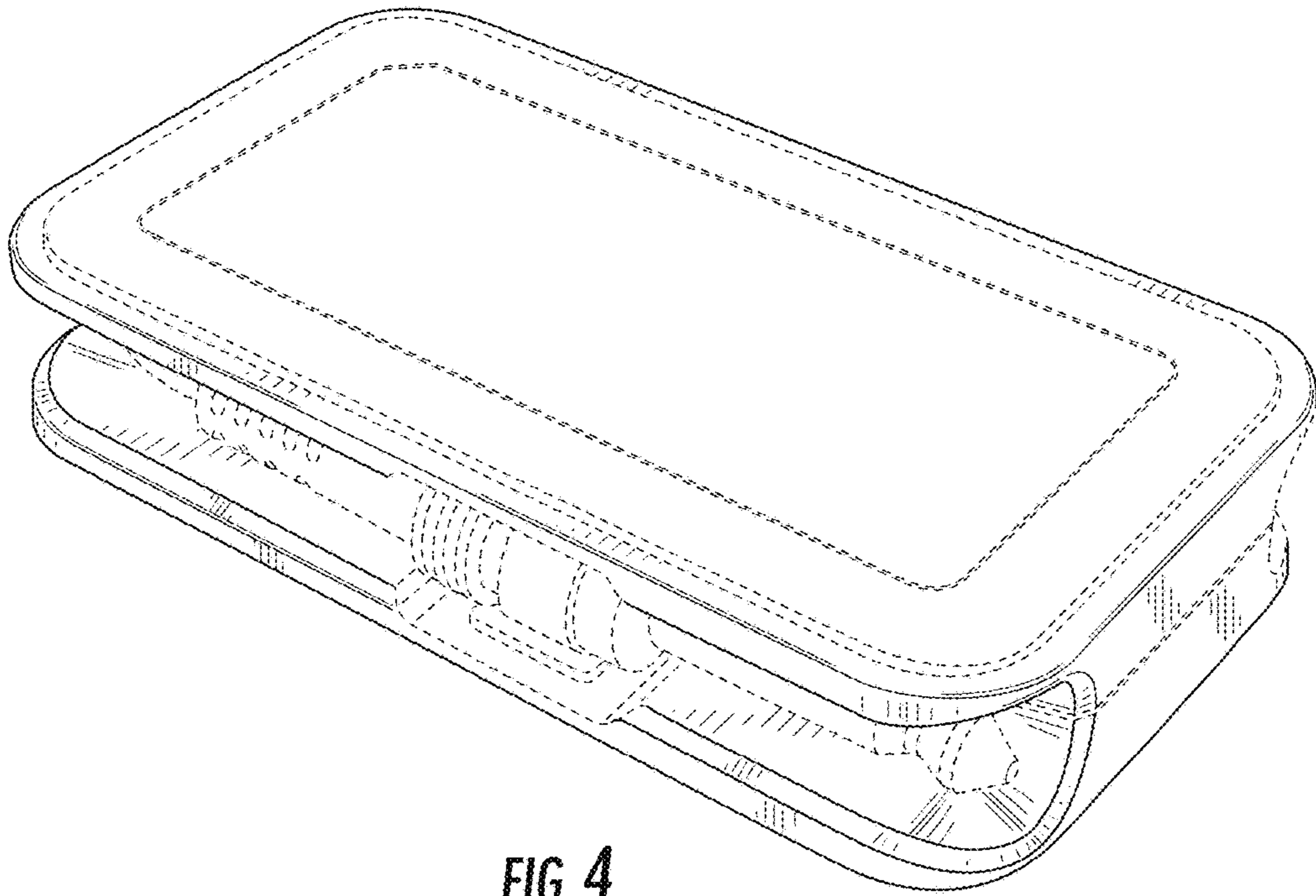


FIG. 4

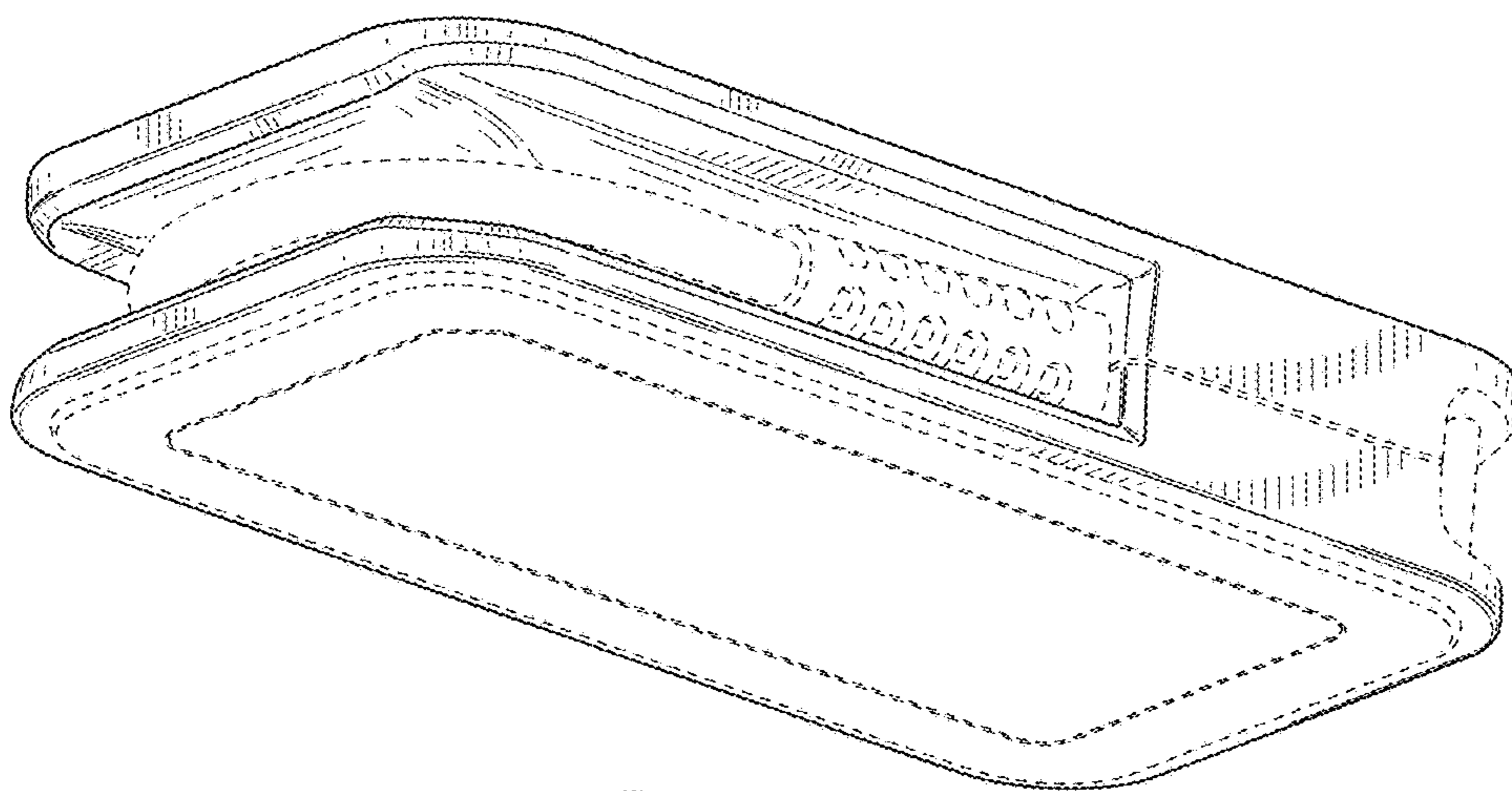


FIG. 5




FIG. 6




FIG. 7

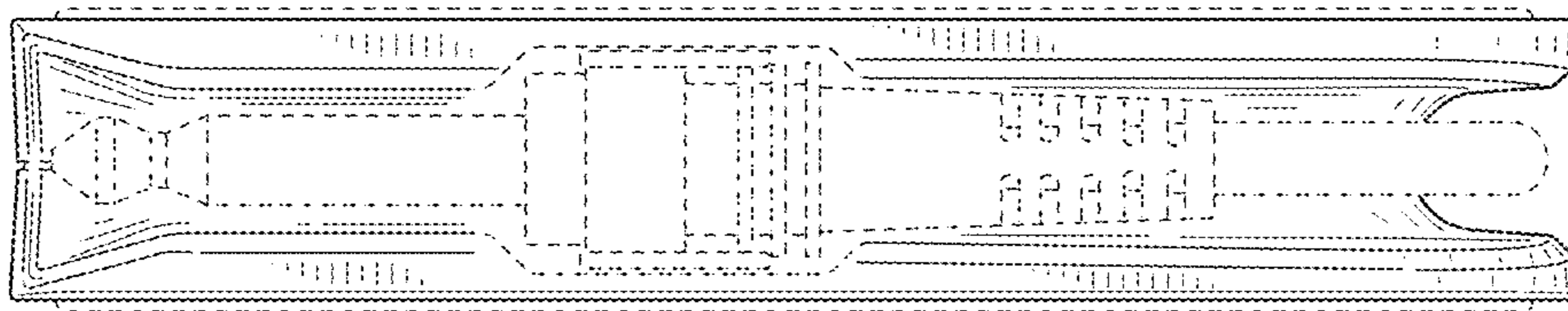


FIG. 8




FIG. 9




FIG. 10




FIG. 11