



US00D824369S

(12) **United States Design Patent** (10) **Patent No.:** **US D824,369 S**  
**Ducret** (45) **Date of Patent:** **\*\* Jul. 31, 2018**

(54) **HOLDER FOR A WIRELESS REMOTE CONTROL**

- (71) Applicant: **SIMU**, Gray (FR)
- (72) Inventor: **Jean Ducret**, Valay (FR)
- (73) Assignee: **SIMU**, Gray (FR)
- (\*\*) Term: **15 Years**
- (21) Appl. No.: **29/600,981**
- (22) Filed: **Apr. 18, 2017**

**Related U.S. Application Data**

- (62) Division of application No. 29/535,753, filed on Aug. 10, 2015, now Pat. No. Des. 788,077.

(30) **Foreign Application Priority Data**

Feb. 13, 2015 (WO) ..... DM/085580

- (51) **LOC (11) Cl.** ..... **14-03**

- (52) **U.S. Cl.**  
USPC ..... **D14/218**

- (58) **Field of Classification Search**  
USPC ..... D14/218; D13/168, 108; D6/682, 675;  
D3/222, 218; 248/73; D8/394-396  
(Continued)

(56) **References Cited**

**U.S. PATENT DOCUMENTS**

- D28,245 S \* 2/1898 Rubin ..... D11/215
  - D216,643 S \* 2/1970 Peterson ..... 20/43
- (Continued)

**FOREIGN PATENT DOCUMENTS**

- WO WO D085580-001 \* 8/2015
- WO WO D085580-002 \* 8/2015
- WO WO D085580-003 \* 8/2015

**OTHER PUBLICATIONS**

ALixpress, Sunnlylife DJI Phantom 3S Remote Controller Bracket, purchases 2017, <https://www.aliexpress.com/item/Phantom-3-Remote-Controller-Bracket-Transmitter-Ra...>, site visited Nov. 24, 2017.\*

(Continued)

*Primary Examiner* — John Windmuller

*Assistant Examiner* — John R Yeh

(74) *Attorney, Agent, or Firm* — Haug Partners LLP;

William S. Frommer

(57)

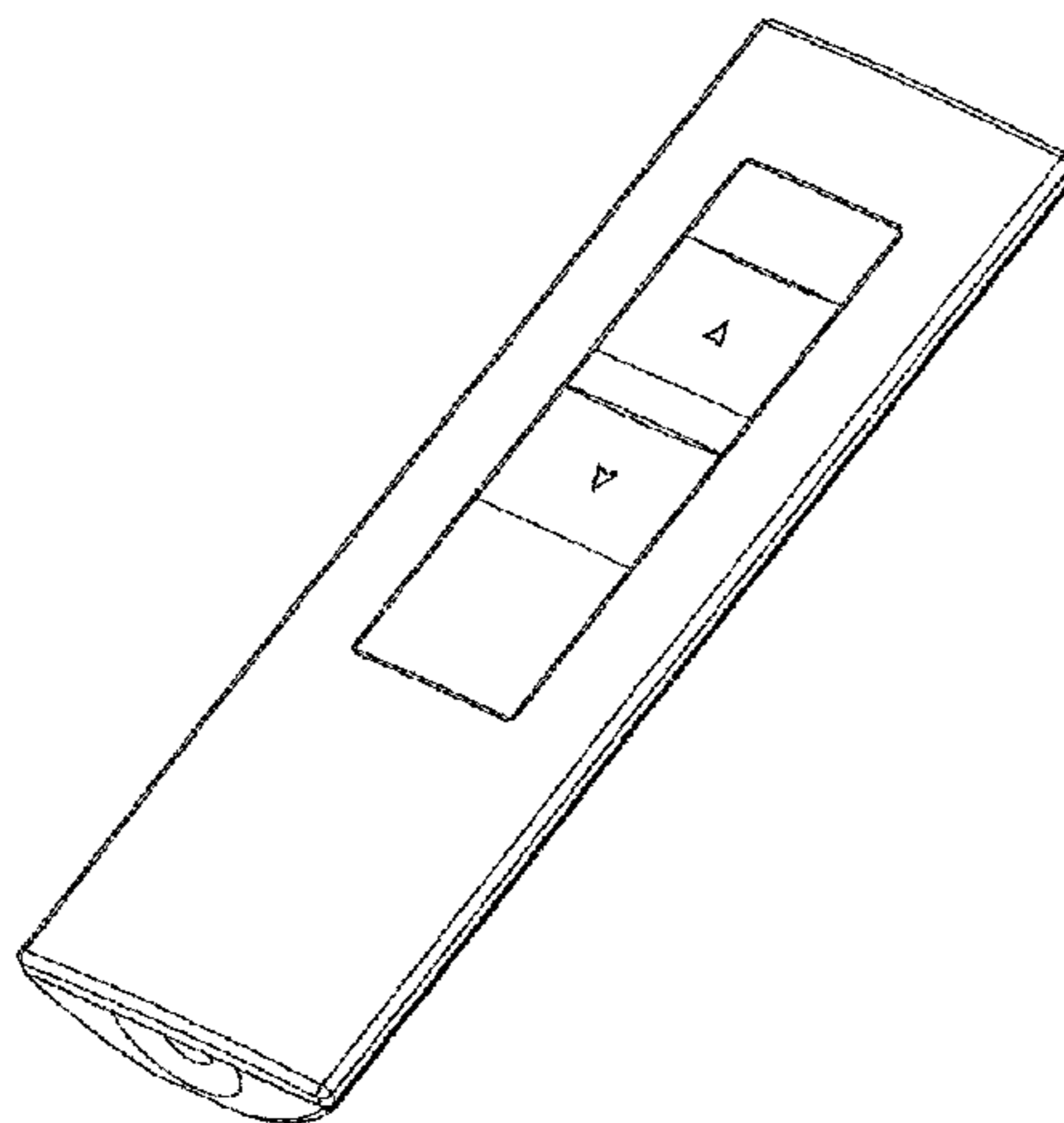
**CLAIM**

The ornamental design for a wireless remote control with a holder for remote control, as shown and described.

**DESCRIPTION**

FIG. 1 is a perspective view of a first embodiment of the wireless remote control according to my invention; FIG. 2 is a front view of the first embodiment thereof; FIG. 3 is a left view of the first embodiment thereof; FIG. 4 is a right view of the first embodiment thereof; FIG. 5 is a back view of the first embodiment thereof; FIG. 6 is a bottom view of the first embodiment thereof; FIG. 7 is a top view of the first embodiment thereof; FIG. 8 is a perspective view of a second embodiment of the wireless remote control according to my invention; FIG. 9 is a front view of the second embodiment thereof; FIG. 10 is a left view of the second embodiment thereof; FIG. 11 is a right view of the second embodiment thereof; FIG. 12 is a back view of the second embodiment thereof; FIG. 13 is a bottom view of the second embodiment thereof; FIG. 14 is a top view of the second embodiment thereof; FIG. 15 is a perspective view of a holder for the wireless remote control according to my invention; FIG. 16 is a front view thereof; FIG. 17 is a left view thereof; FIG. 18 is a right view thereof; FIG. 19 is a back view thereof; FIG. 20 is a bottom view thereof; and, FIG. 21 is a top view thereof.

**1 Claim, 6 Drawing Sheets**



(58) **Field of Classification Search**

CPC ..... B65D 85/00  
 See application file for complete search history.

D787,925 S \* 5/2017 Moerer ..... D11/208  
 D790,332 S \* 6/2017 Dresser, III ..... D8/394  
 D796,483 S \* 9/2017 Einaudi ..... D14/218  
 D801,041 S \* 10/2017 Lance ..... D3/222  
 D801,164 S \* 10/2017 Powers ..... D8/394  
 2016/0178089 A1\* 6/2016 Yadav ..... B60R 16/0215  
 248/73

(56) **References Cited**

U.S. PATENT DOCUMENTS

D255,983 S \* 7/1980 Armstrong ..... D8/382  
 D258,638 S \* 3/1981 Yim ..... D8/394  
 D275,553 S \* 9/1984 Emmie ..... D8/363  
 D283,872 S \* 5/1986 Clendinen ..... D8/382  
 D286,014 S \* 10/1986 Davis ..... D8/395  
 D334,043 S \* 3/1993 Taniguchi ..... D14/218  
 D362,764 S \* 10/1995 Dumatol, Jr. .... D6/682  
 D495,944 S \* 9/2004 Winig ..... D8/367  
 D541,226 S \* 4/2007 Wakisaka ..... D13/168  
 8,561,950 B2\* 10/2013 Li ..... H02G 3/32  
 248/73  
 D746,239 S \* 12/2015 Higgins ..... D13/168  
 D769,109 S \* 10/2016 Kaiser ..... D8/382  
 D774,385 S \* 12/2016 Kaiser ..... D8/382  
 D779,459 S \* 2/2017 Schlossberg ..... D14/218

OTHER PUBLICATIONS

Amazon, LiftMaster 29B317 Garage Remote Visor Clip, review date Jan. 29, 2016, site visited Nov. 24, 2017, [https://www.amazon.com/dp/B00E3KWA1K/ref=asc\\_df\\_B00E3KWA1K5280500/?tag=.\\*](https://www.amazon.com/dp/B00E3KWA1K/ref=asc_df_B00E3KWA1K5280500/?tag=.*)  
 SIMU installation guide 5Hz transmitter, website 2017, simu.com, site visited Nov. 22, 2017.\*  
 SIMU tech guide remote transmitter, dated 2017, simu.com, site visited Nov. 22, 2017.\*  
 SIMU tech data sheet, 5 Hz transmitter, date Oct. 2015, simu.com, site visited Nov. 22, 2017.\*

\* cited by examiner

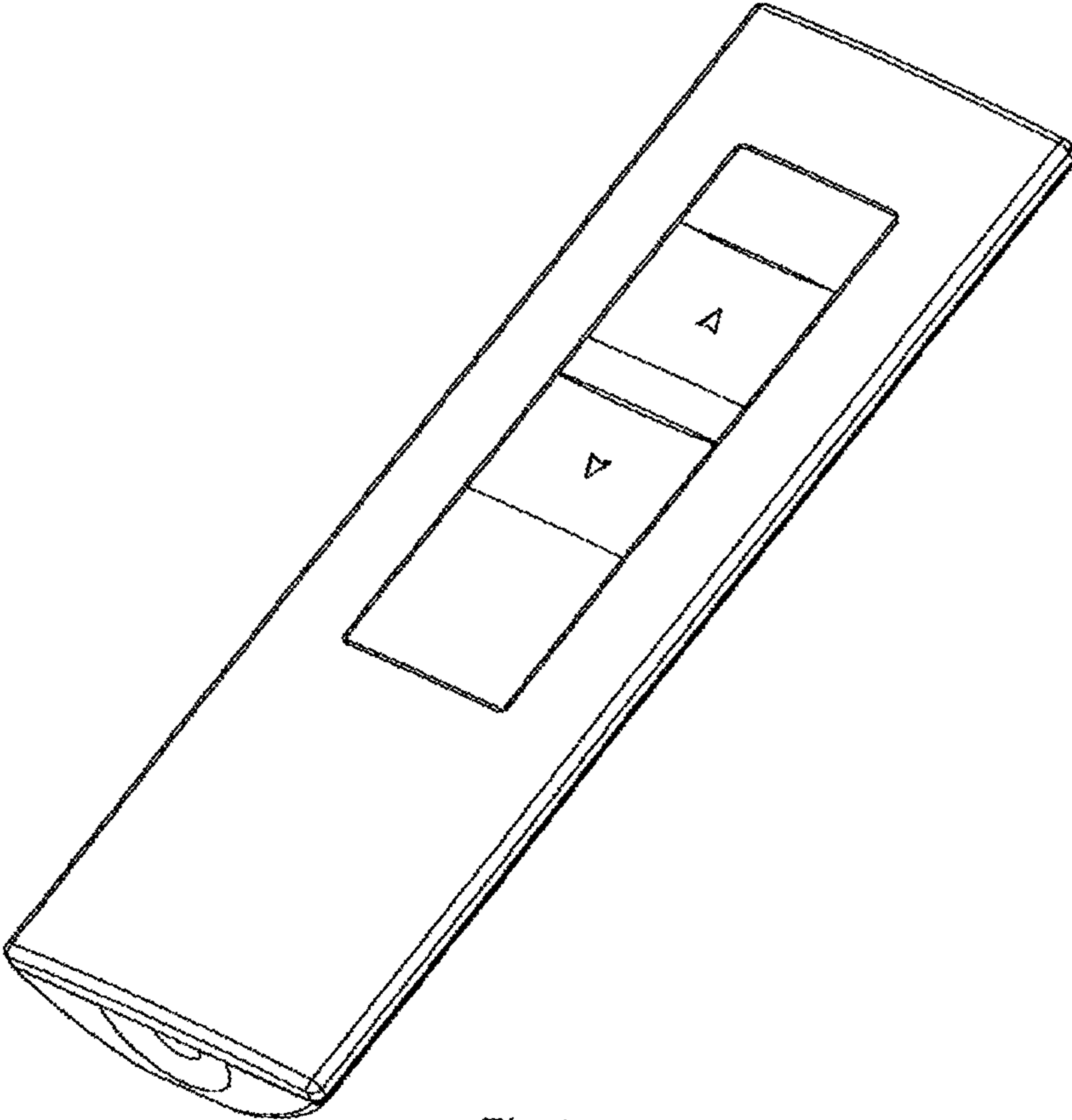


Fig. 1

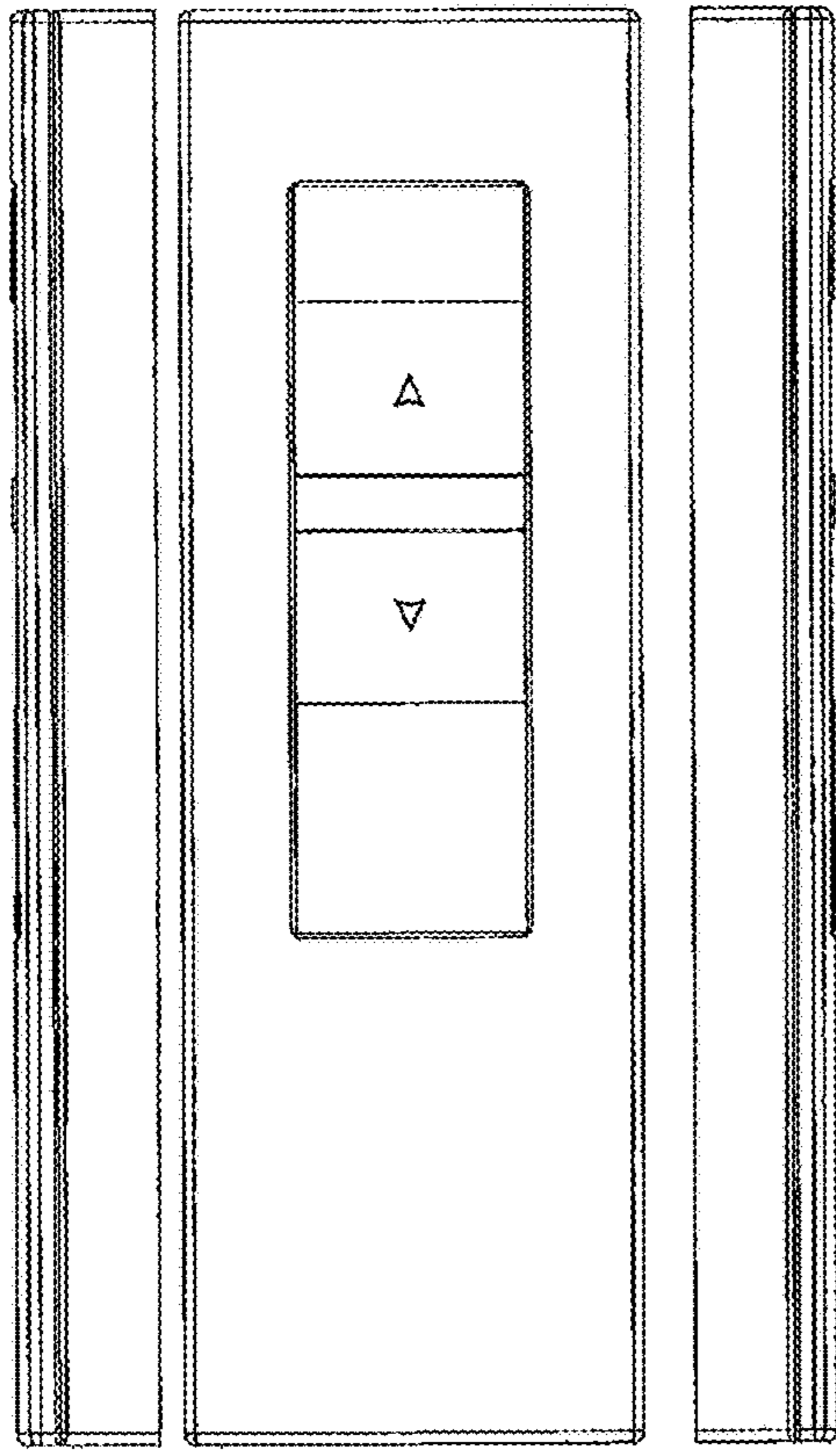


Fig. 3

Fig. 2

Fig. 4




Fig. 5

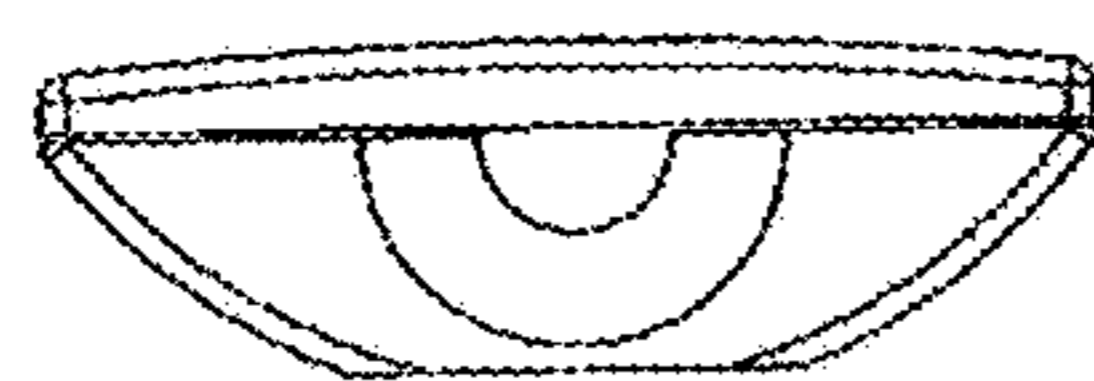


Fig. 6




Fig. 7



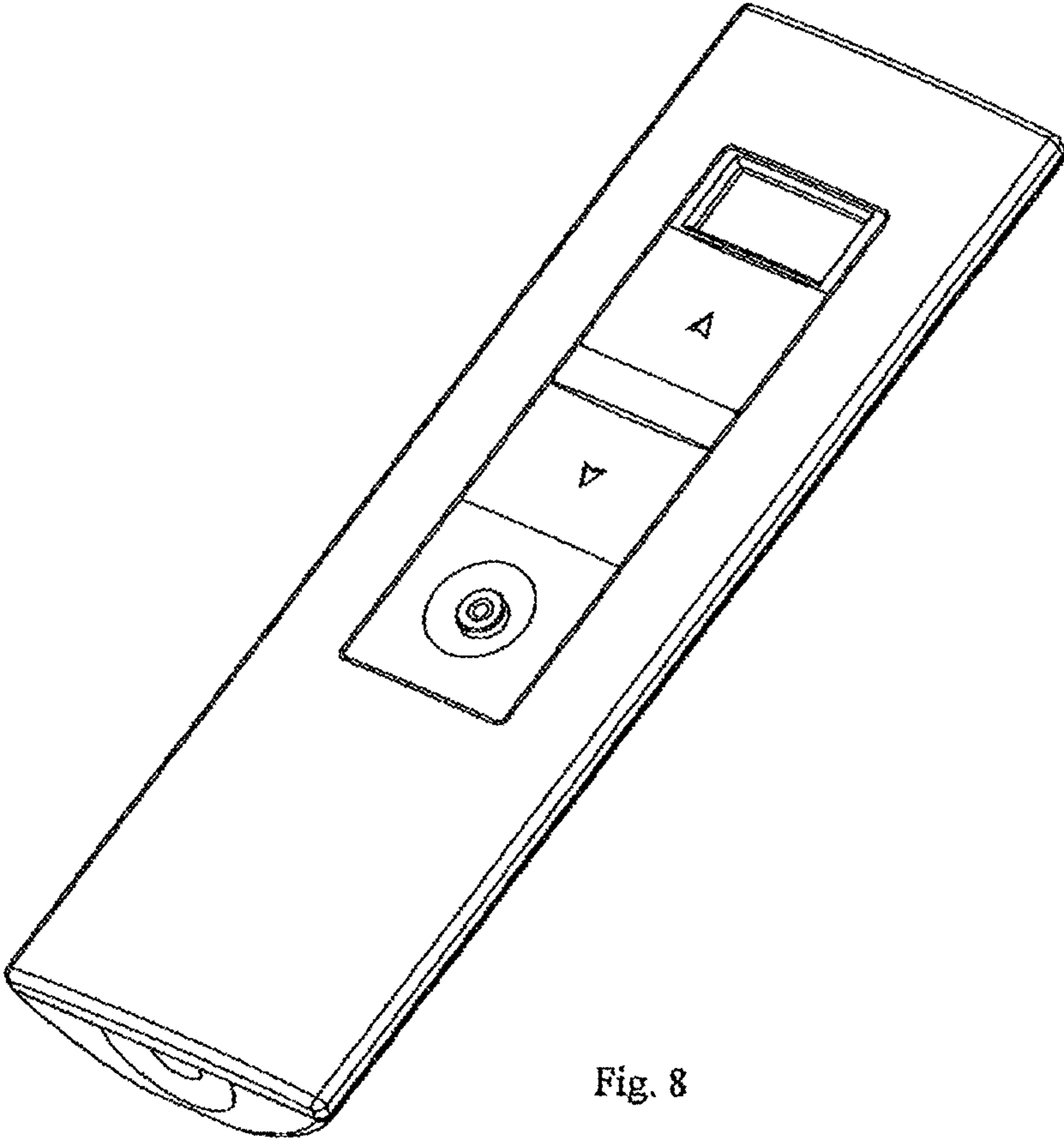


Fig. 8

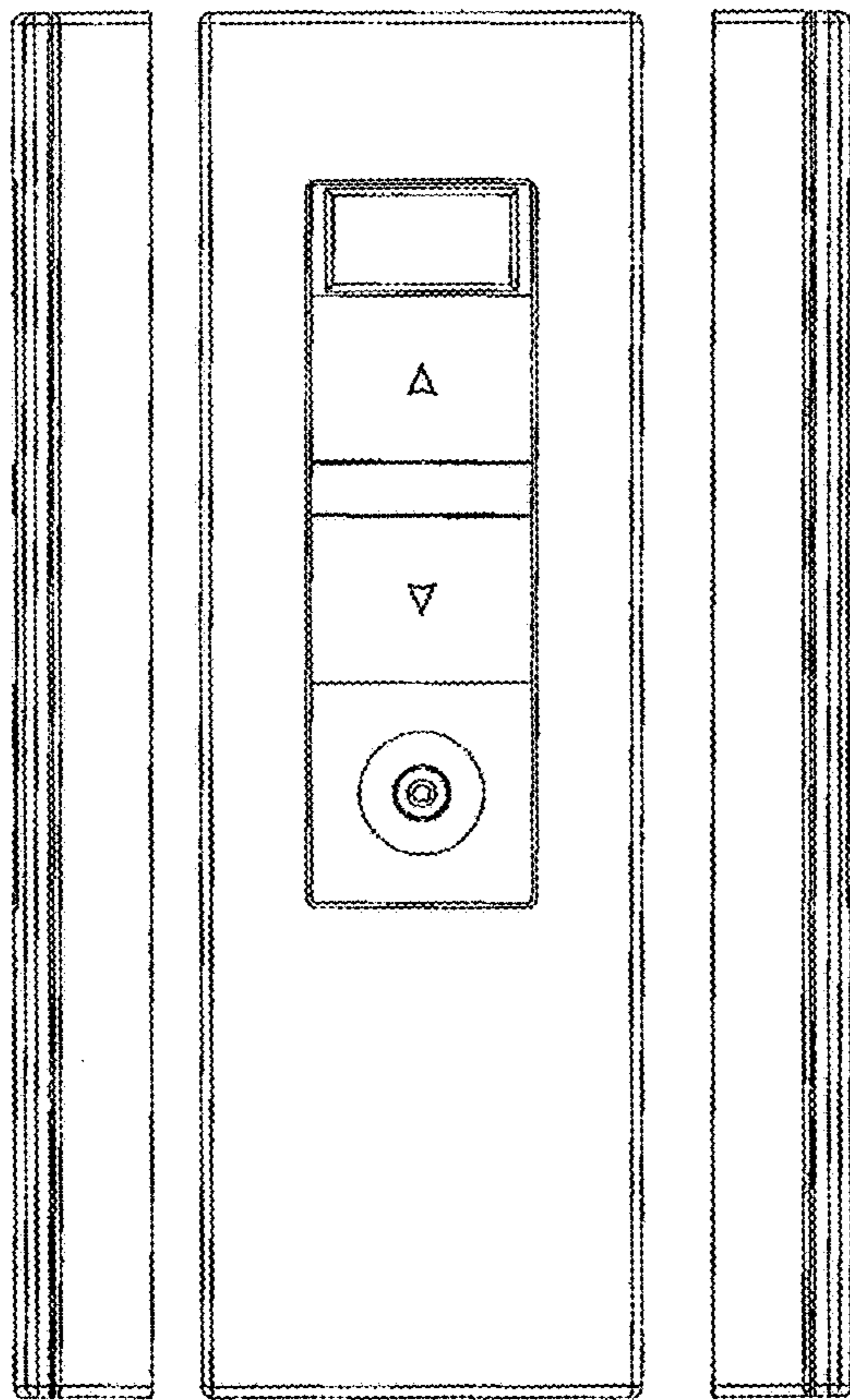


Fig. 10

Fig. 9

Fig. 11




Fig. 12

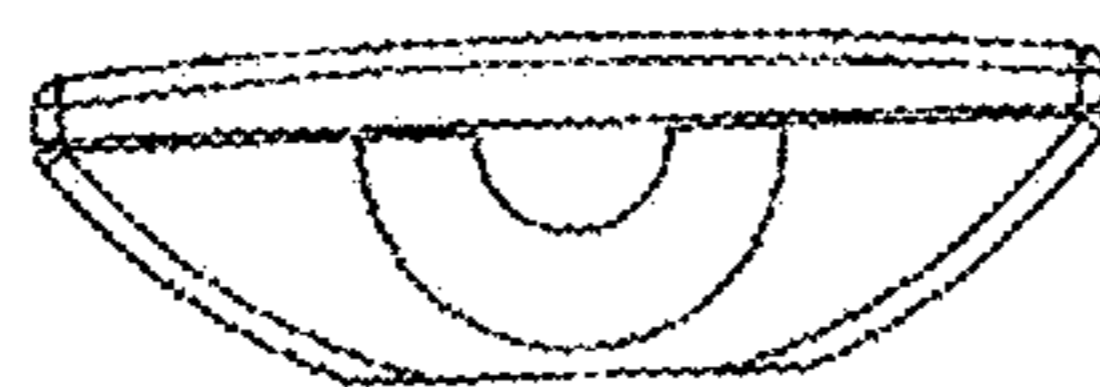


Fig. 13




Fig. 14

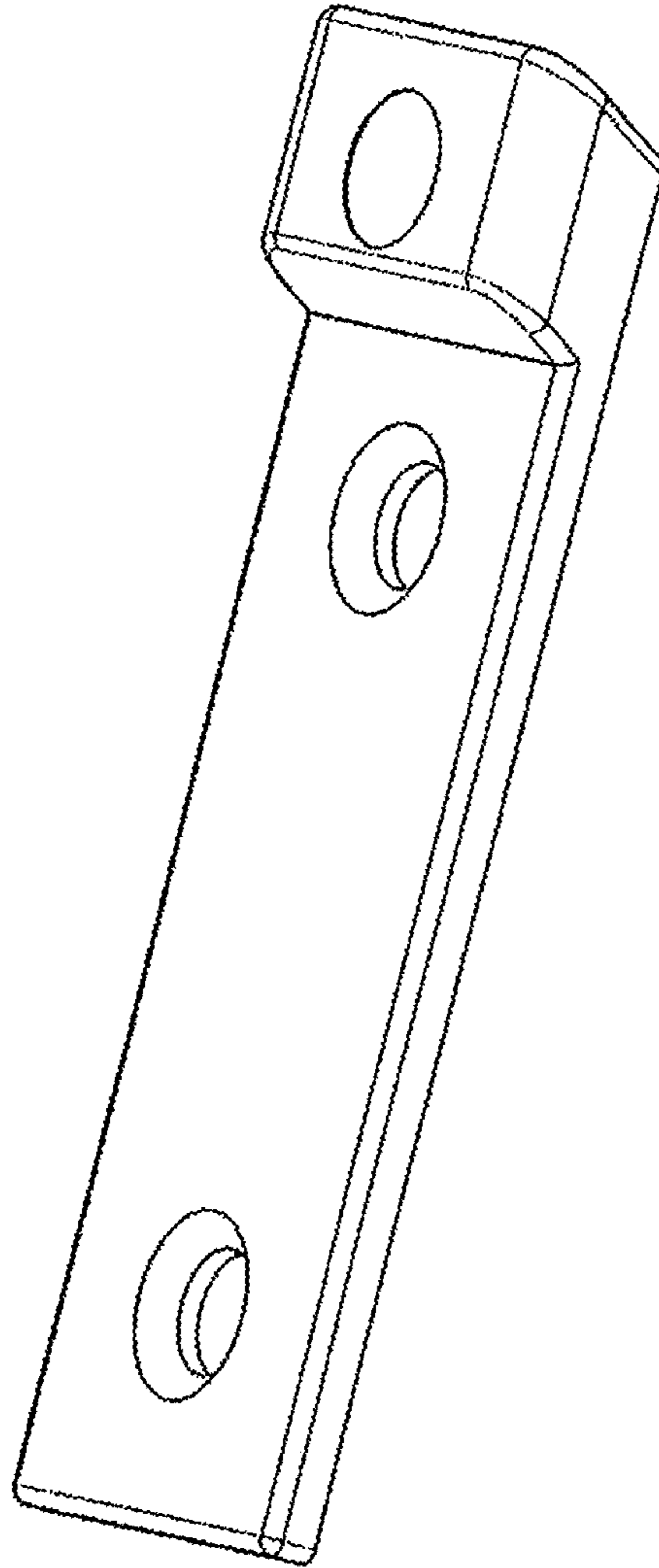


Fig. 15

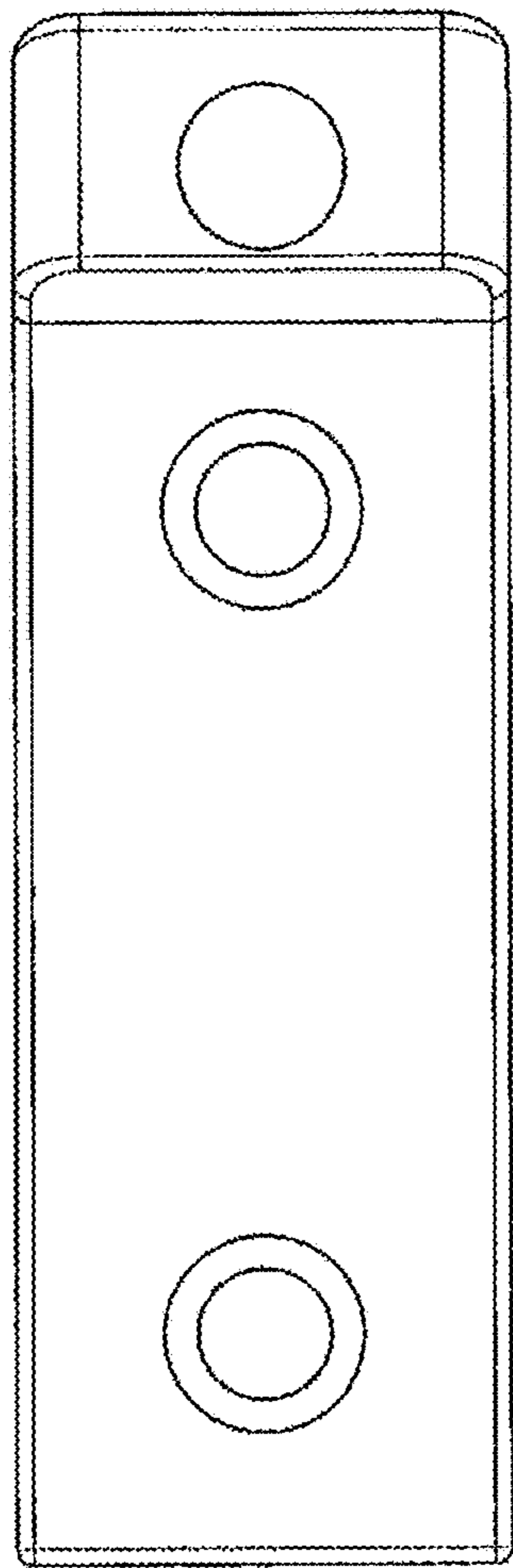


Fig. 16




Fig. 17




Fig. 18

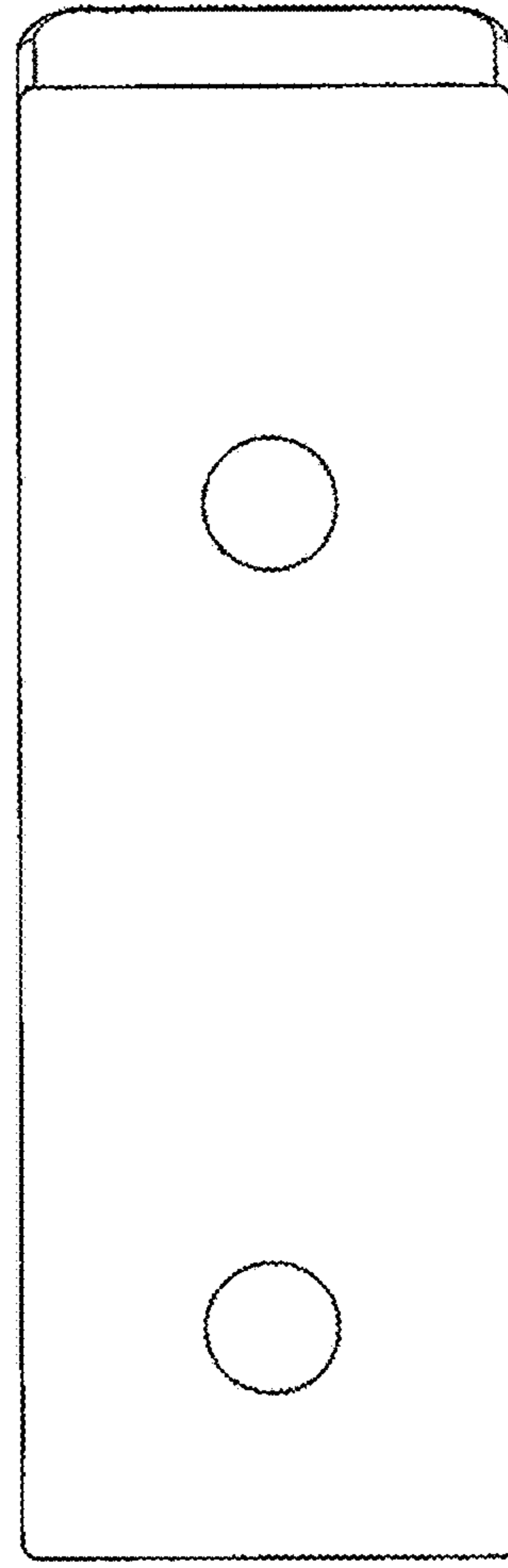


Fig. 19




Fig. 20




Fig. 21