



US00D824312S

(12) **United States Design Patent** (10) **Patent No.:** **US D824,312 S**
Simm (45) **Date of Patent:** **** Jul. 31, 2018**

(54) **VEHICLE WHEEL**
(71) Applicant: **Bayerische Motoren Werke
Aktiengesellschaft, Munich (DE)**
(72) Inventor: **Sebastian Simm, Munich (DE)**
(73) Assignee: **Bayerische Motoren Werke
Aktiengesellschaft, Munich (DE)**

D703,125 S * 4/2014 Tanghe D12/209
D744,925 S * 12/2015 Wheel D12/209
D773,371 S * 12/2016 Bucher D12/211
D775,574 S * 1/2017 Maher D12/209
D775,575 S 1/2017 Kippes
D797,025 S * 9/2017 Khachatryan D12/209
D797,026 S * 9/2017 Khachatryan D12/209
D808,324 S * 1/2018 Ninov D12/211

(**) Term: **15 Years**
(21) Appl. No.: **29/594,702**
(22) Filed: **Feb. 22, 2017**

FOREIGN PATENT DOCUMENTS

EM 001658154-0002 5/2010
EM 001621541-0001 8/2010
EM 001684507-0004 10/2010
EM 002015602-0004 8/2013
EM 002016113-0011 9/2013
EM 002766089-0011 9/2016

(30) **Foreign Application Priority Data**

Aug. 23, 2016 (DE) 40 2016 101 020

(51) **LOC (11) Cl.** **12-16**
(52) **U.S. Cl.**
USPC **D12/209**

(58) **Field of Classification Search**
USPC D12/204-213; D21/563
CPC B60B 7/00; B60B 7/02; B60B 7/04; B60B
7/06; B60B 3/02; B60B 3/04; B60B 3/06;
B60B 3/10; B60B 1/00; B60B 1/08;
B60B 1/10; B60B 1/12
See application file for complete search history.

(56) **References Cited**

U.S. PATENT DOCUMENTS

D617,243 S 6/2010 Juergens et al.
D621,770 S 8/2010 Pollmann
D626,052 S 10/2010 Majdandzic
D671,059 S 11/2012 Pollmann
D671,473 S 11/2012 Zurian
D671,477 S * 11/2012 Juergens D12/209
D682,179 S * 5/2013 Badstuebner D12/211

* cited by examiner

Primary Examiner — Sheryl Lane

Assistant Examiner — Calvin E Vansant

(74) *Attorney, Agent, or Firm* — Crowell & Moring LLP

(57) **CLAIM**

The ornamental design for a vehicle wheel, as shown and described.

DESCRIPTION

FIG. 1 is a perspective view of a vehicle wheel according to the design;
FIG. 2 is an additional perspective view thereof;
FIG. 3 is an additional perspective view thereof;
FIG. 4 is a front view thereof;
FIG. 5 is a rear view thereof; and,
FIG. 6 is a side view thereof.
The low contrast or “ghost” areas shown in FIG. 5 of the drawings depict portions of the vehicle wheel that form no part of the claim.

1 Claim, 6 Drawing Sheets






Fig. 1



Fig. 2



Fig. 3




Fig. 4




Fig. 5




Fig. 6