



US00D824300S

(12) **United States Design Patent** (10) **Patent No.:** **US D824,300 S**
Badstuebner et al. (45) **Date of Patent:** **** Jul. 31, 2018**

(54) **REAR BUMPER FOR A VEHICLE**
(71) Applicant: **Daimler AG**, Stuttgart (DE)
(72) Inventors: **Achim-Dietrich Badstuebner**, Munich (DE); **Mark Fetherston**, Stuttgart (DE); **Robert Lesnik**, Leonberg (DE)
(73) Assignee: **Daimler AG**, Stuttgart (DE)
(**) Term: **15 Years**

D721,022 S *	1/2015	Hanaoka	D12/169
D722,926 S *	2/2015	Kato	D12/169
D734,222 S *	7/2015	Duff	D12/169
D738,271 S *	9/2015	Glover	D12/169
D743,855 S *	11/2015	Miyazawa	D12/169
D744,913 S *	12/2015	Leclercq	D12/169
D746,738 S *	1/2016	Wolff	D12/169
D749,475 S *	2/2016	Battams	D12/169
D750,539 S *	3/2016	Iwauchi	D12/169
D763,747 S *	8/2016	Hammoud	D12/169
D764,986 S *	8/2016	Faghihzadeh	D12/169
D801,884 S *	11/2017	Buck	D12/169
D814,985 S *	4/2018	Peat	D12/169

(21) Appl. No.: **29/598,632**

* cited by examiner

(22) Filed: **Mar. 28, 2017**

Primary Examiner — Melody N Brown

(30) **Foreign Application Priority Data**

(74) *Attorney, Agent, or Firm* — Crowell & Moring LLP

Sep. 29, 2016 (WO) DM/092999

(51) **LOC (11) Cl.** **12-16**

(52) **U.S. Cl.**
USPC **D12/169**

(58) **Field of Classification Search**
USPC D12/169, 216, 90-92, 86, 171, 196, 163;
293/102, 113, 115, 117, 120; 296/180.1,
296/180.2

CPC B60R 19/02; B60R 19/04; B62D 25/08
See application file for complete search history.

(56) **References Cited**

U.S. PATENT DOCUMENTS

D653,593 S *	2/2012	Nishihama	D12/169
D663,658 S *	7/2012	Karras	D12/169
D671,049 S *	11/2012	Davidson	D12/169
D671,052 S *	11/2012	Fetherston et al.	
D673,088 S *	12/2012	Thompson	D12/169
D692,809 S *	11/2013	Uchino	D12/169
D711,294 S *	8/2014	Karras	D12/169

(57) **CLAIM**

The ornamental design for a rear bumper for a vehicle, as shown and described.

DESCRIPTION

This application contains subject matter related to the following co-pending U.S. design patent application:

Application Ser. No. 29/598,631, filed herewith and entitled "Vehicle, Toy, and/or Replicas thereof".

FIG. 1 is a left, front perspective view of a rear bumper for a vehicle according to the design;

FIG. 2 is a front view thereof;

FIG. 3 is a right side view thereof;

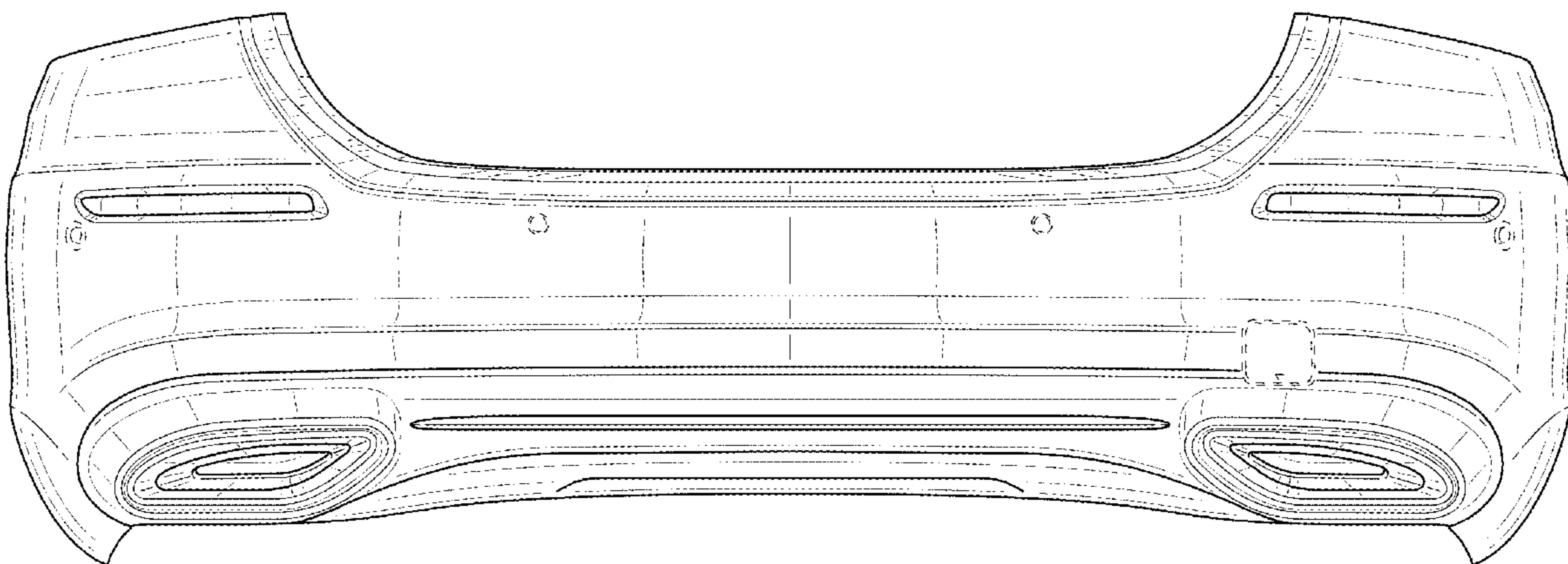
FIG. 4 is a left side view thereof;

FIG. 5 is a bottom view thereof; and,

FIG. 6 is a top view thereof.

The broken lines in the drawings illustrate environmental subject matter only and form no part of the claimed design.

1 Claim, 6 Drawing Sheets



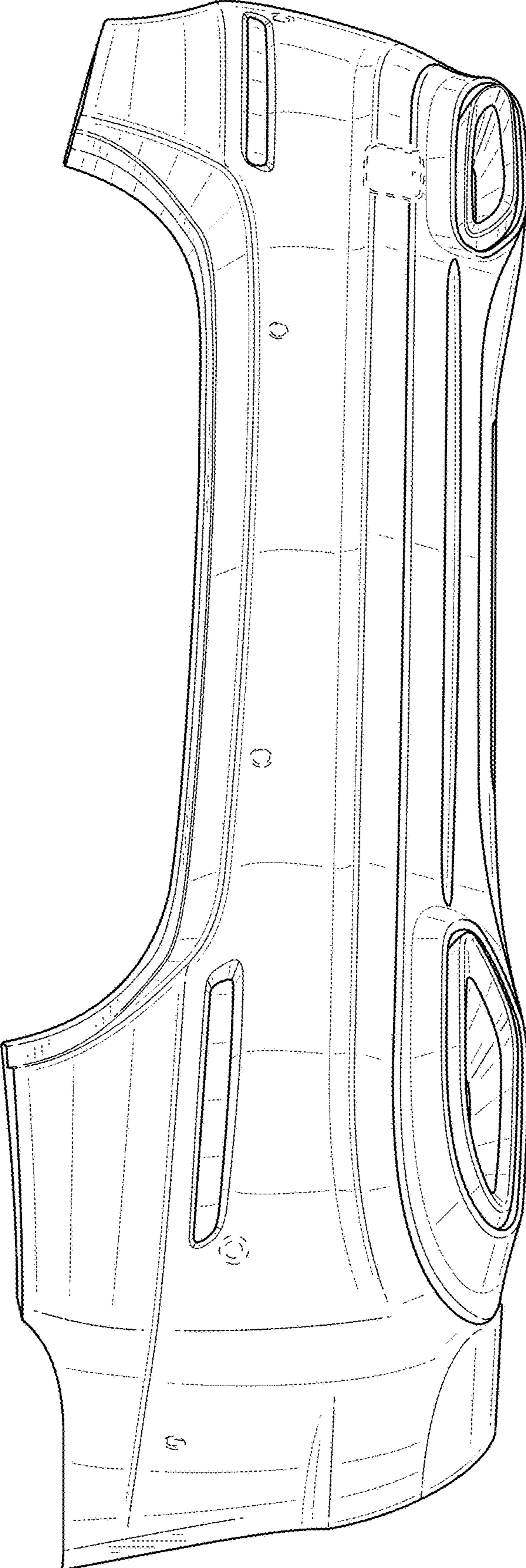


FIG. 1

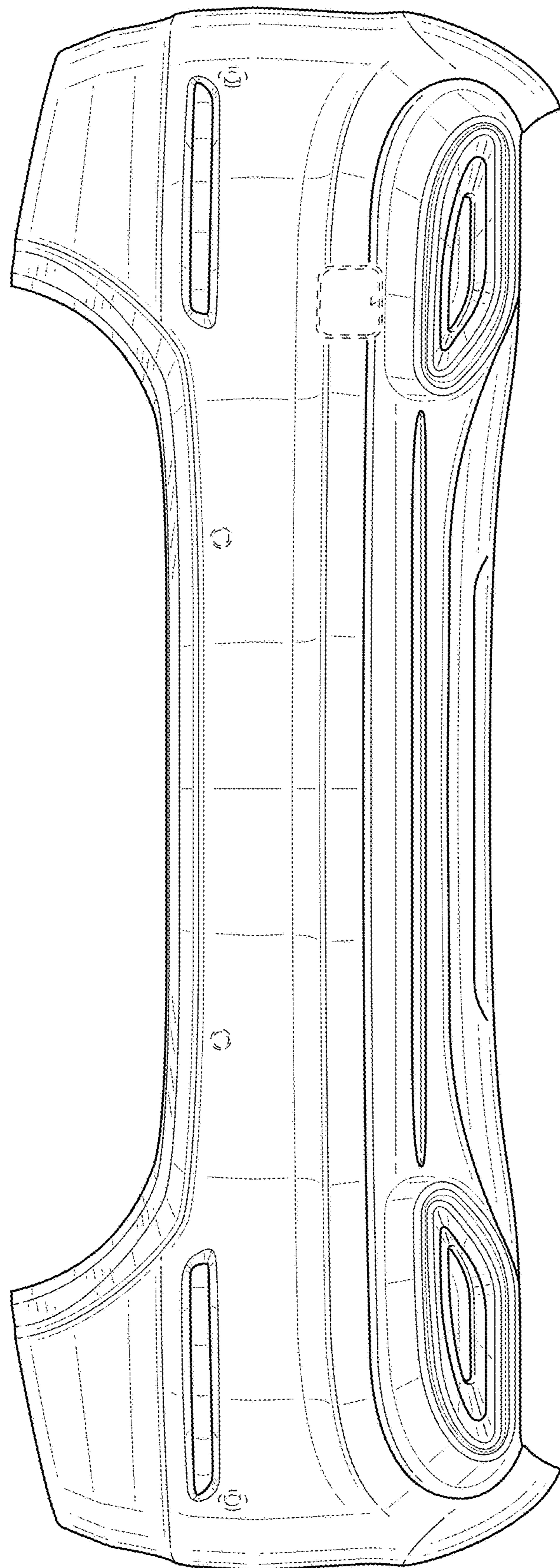


FIG. 2




FIG. 3

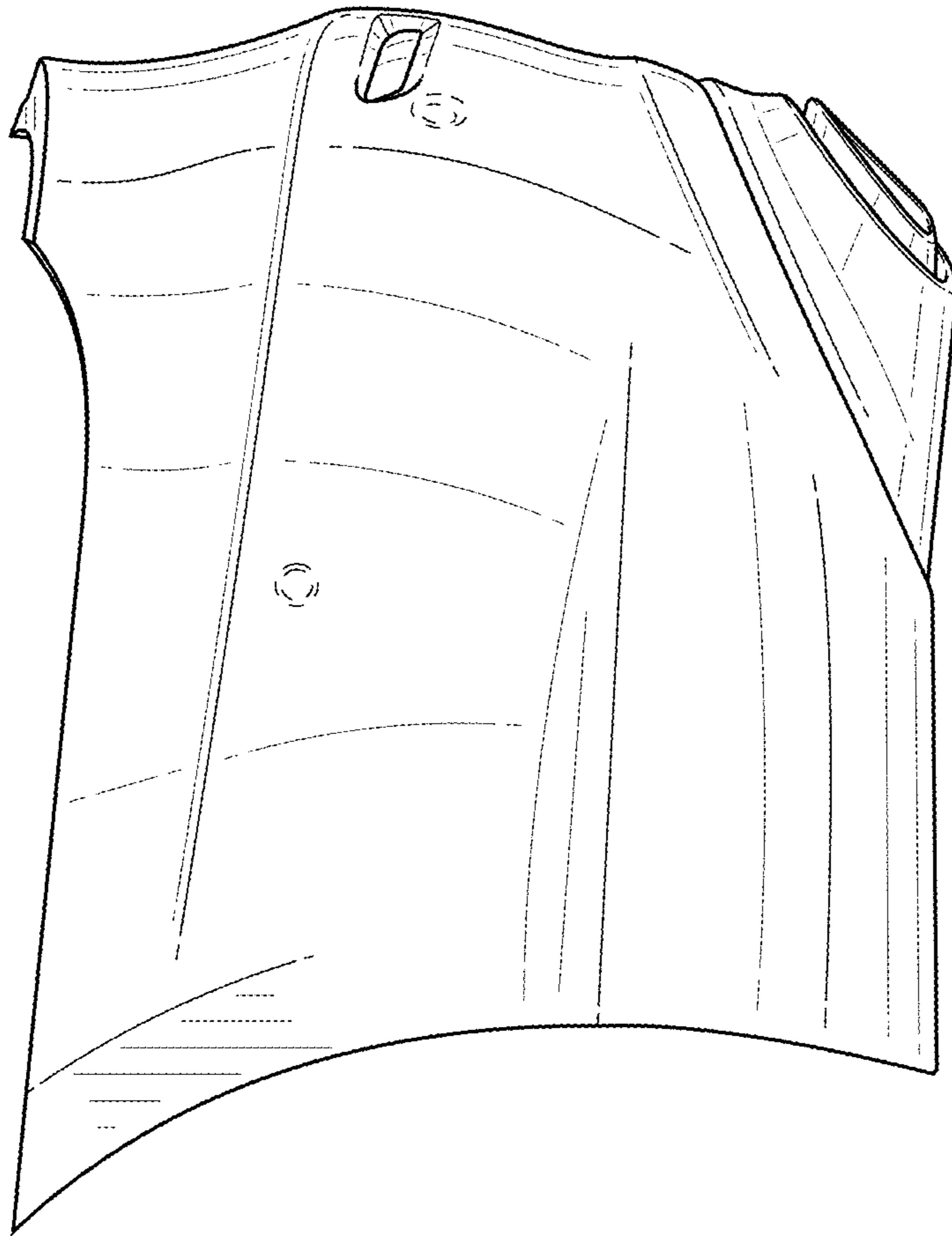


FIG. 4

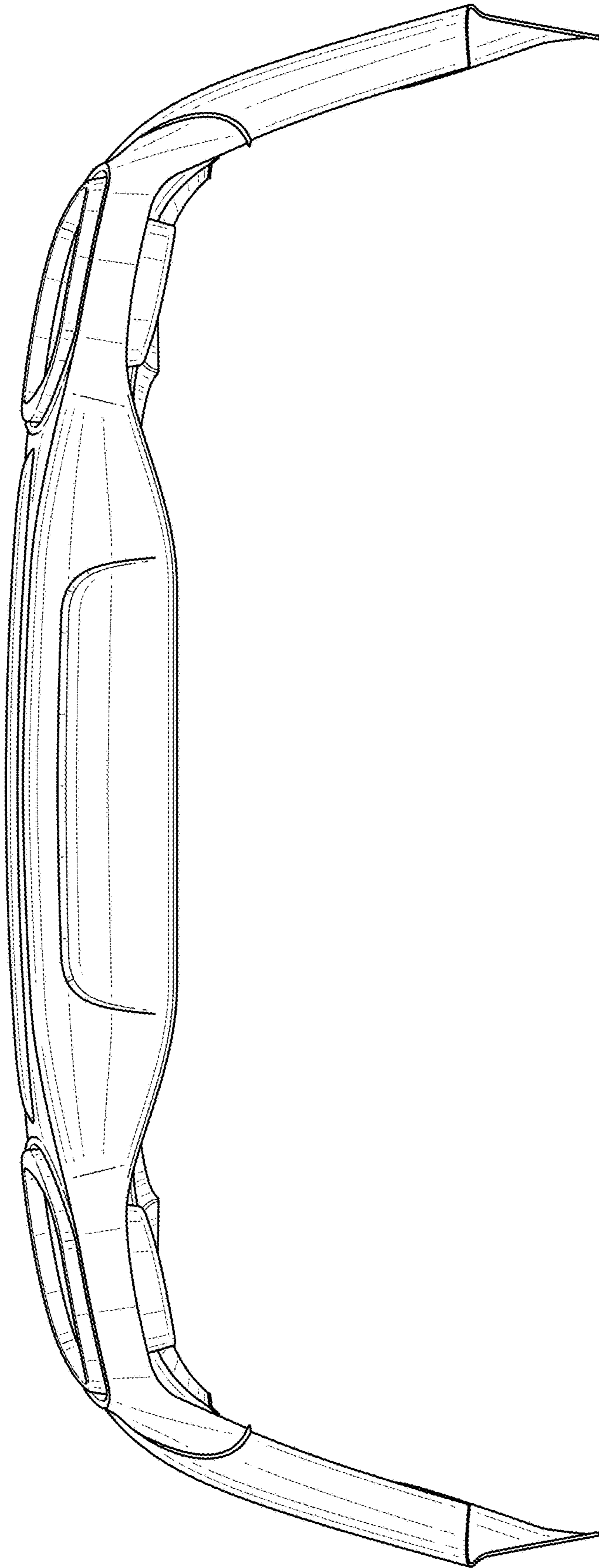


FIG. 5

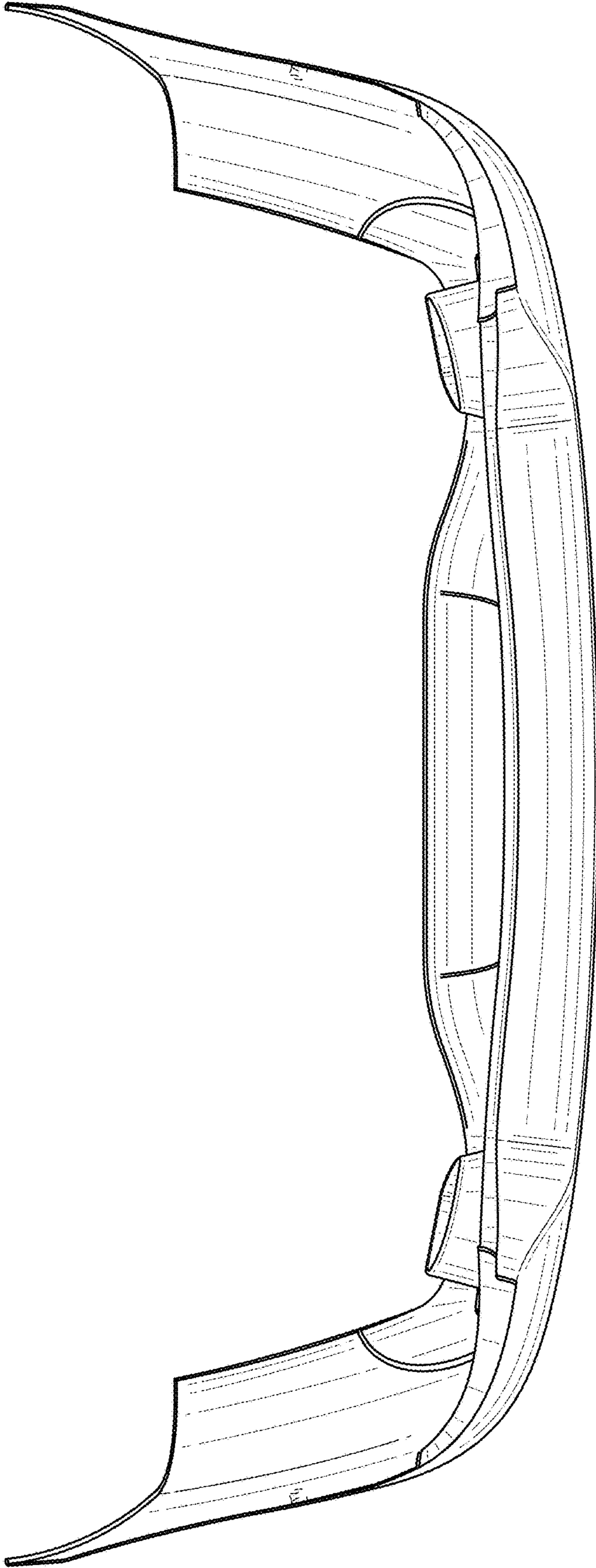


FIG. 6