



US00D824275S

(12) **United States Design Patent**
Sivriere

(10) **Patent No.:** **US D824,275 S**
(45) **Date of Patent:** **** Jul. 31, 2018**

- (54) **RING**
- (71) Applicant: **Richemont International SA,**
Villars-sur-Glane (CH)
- (72) Inventor: **Stephanie Sivriere,** Plan les Ouates
(CH)
- (73) Assignee: **Richemont International SA,**
Villars-sur-Glane (CH)
- (**) Term: **15 Years**
- (21) Appl. No.: **29/606,452**
- (22) Filed: **Jun. 5, 2017**
- (30) **Foreign Application Priority Data**

D44,544 S *	8/1913	Robbins	D11/36
D44,545 S *	8/1913	Robbins	D11/36
D99,688 S *	5/1936	Tomlinson	D11/39
6,101,843 A *	8/2000	Nagano	A44C 9/003 63/15.3
D434,688 S *	12/2000	Bulgari	D11/26
D506,157 S *	6/2005	Hardy	D11/26
D511,309 S *	11/2005	Hardy	D11/26
D521,878 S *	5/2006	Sivriere	D10/26
D540,709 S *	4/2007	Daas	D11/16
D543,127 S *	5/2007	Daas	D11/16
7,216,508 B2 *	5/2007	Kretchmer	A44C 5/0092 63/3
D562,174 S *	2/2008	Miller	D11/34

(Continued)

Dec. 5, 2016 (WO) DM/093747

- (51) **LOC (11) Cl.** **11-01**
- (52) **U.S. Cl.**
USPC **D11/35**
- (58) **Field of Classification Search**
USPC ... D11/1, 2, 7, 8, 26-39, 40, 43, 79, 86, 91,
D11/92
CPC A44C 5/00; A44C 1/00; A44C 7/00; A44C
7/002; A44C 7/003; A44C 7/004; A44C
7/005; A44C 7/006; A44C 7/007; A44C
7/008; A44C 7/009; A44C 11/00; A44C
11/007; A44C 23/00; A44C 25/00; A44C
25/001; A44C 25/007; A44C 17/02; A44C
17/0241; A44C 17/0266; A44C 17/0175;
A44C 9/00; A44C 9/0007; A44C 9/0015;
A44C 9/0023; A44C 9/003; A44C
9/0038; A44C 9/0046; A44C 9/0053;
A44C 9/0061; A44C 9/0069; A44C
9/0076; A44C 9/0084; A44C 9/02; A44C
15/001
See application file for complete search history.

(56) **References Cited**
U.S. PATENT DOCUMENTS

D4,911 S *	5/1871	Smith	D11/4
D42,412 S *	4/1912	Bliss	D11/39

OTHER PUBLICATIONS

[Online] Piaget Possession Ring. <http://www.piaget.com/jewelry/rose-gold-diamond-ring-g34p8c00>. Retrieved Mar. 5, 2018.*

Primary Examiner — Melanie Pellegrini
(74) *Attorney, Agent, or Firm* — Taft Stettinius & Hollister LLP

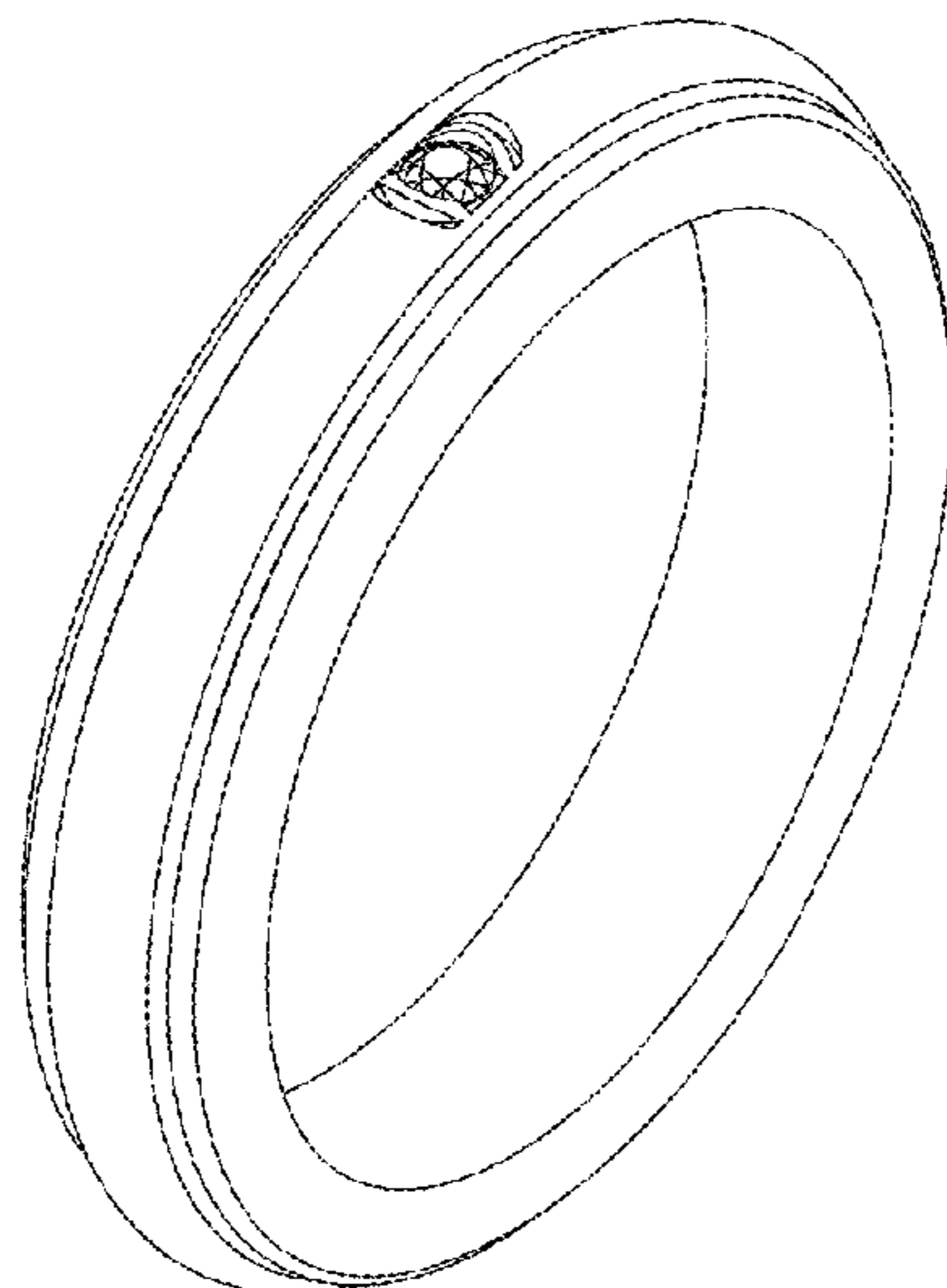
(57) **CLAIM**

The ornamental design for a ring, as shown and described.

DESCRIPTION

FIG. 1 is a front elevational view of a ring showing my new design;
FIG. 2 is a back elevational view thereof;
FIG. 3 is a top plan view thereof;
FIG. 4 is a bottom plan view thereof;
FIG. 5 is a left side elevational view thereof;
FIG. 6 is a right side elevational view thereof; and,
FIG. 7 is a front, left side perspective view thereof.

1 Claim, 2 Drawing Sheets



(56)

References Cited

U.S. PATENT DOCUMENTS

D562,175 S *	2/2008	Miller	D11/35
D601,054 S *	9/2009	Sivriere	D11/26
D607,362 S *	1/2010	Graff	D11/34
D659,581 S *	5/2012	Fillon	D11/26
D694,663 S *	12/2013	Wellendorff	D11/37
9,687,052 B2 *	6/2017	Rosenberg	A44C 9/02
D808,847 S *	1/2018	Warren	D11/26

* cited by examiner

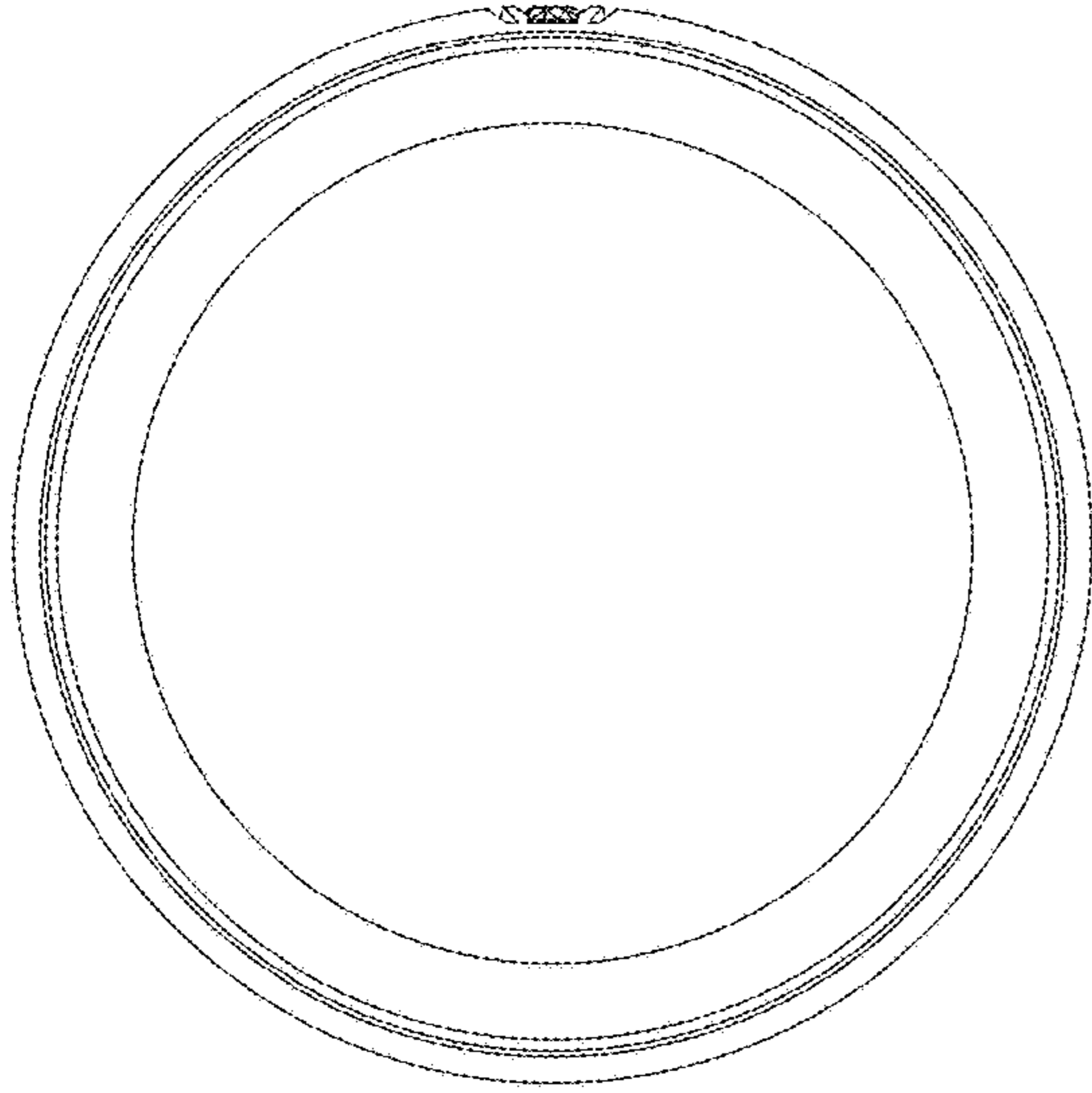


Fig. 1

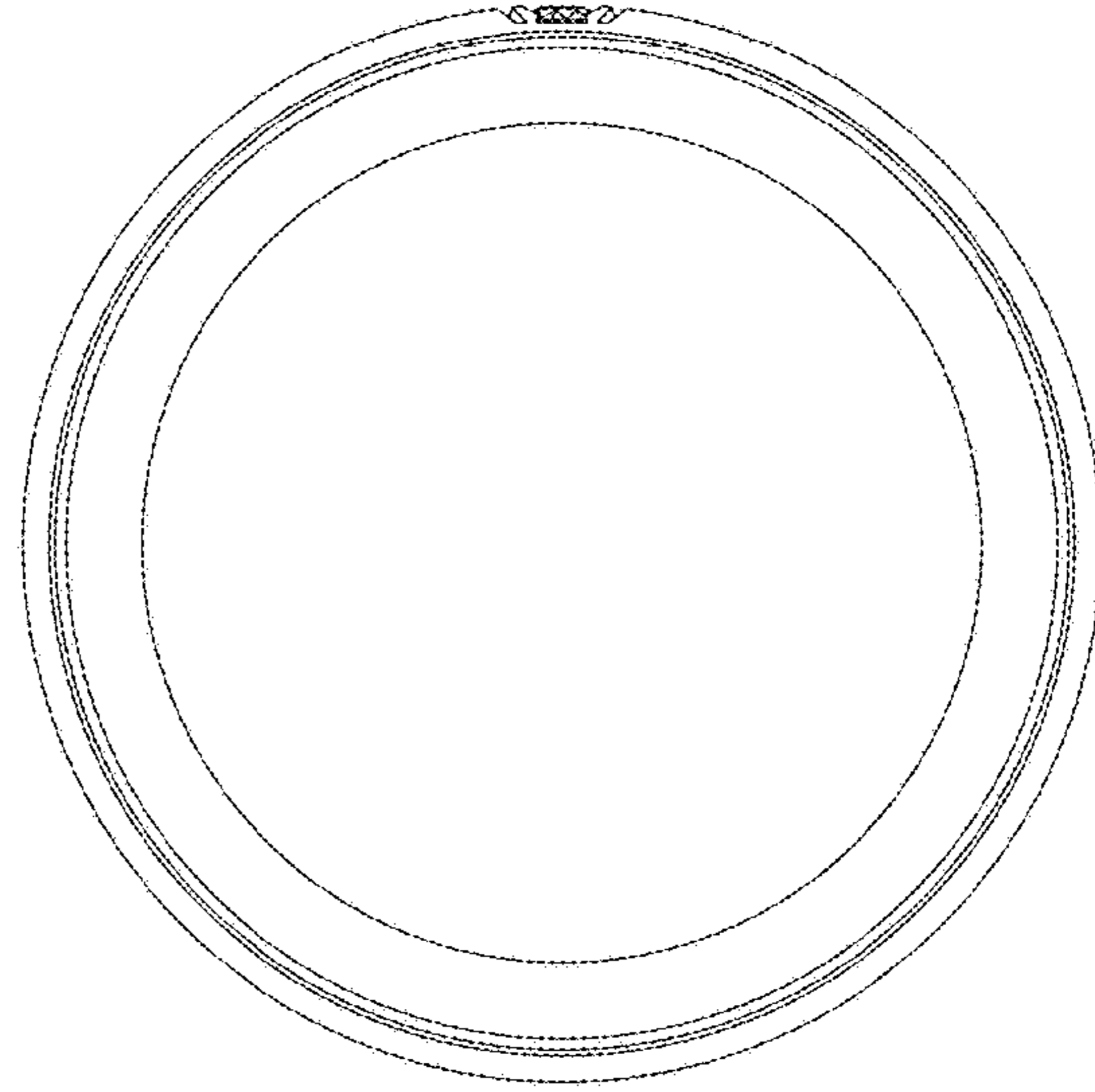


Fig. 2

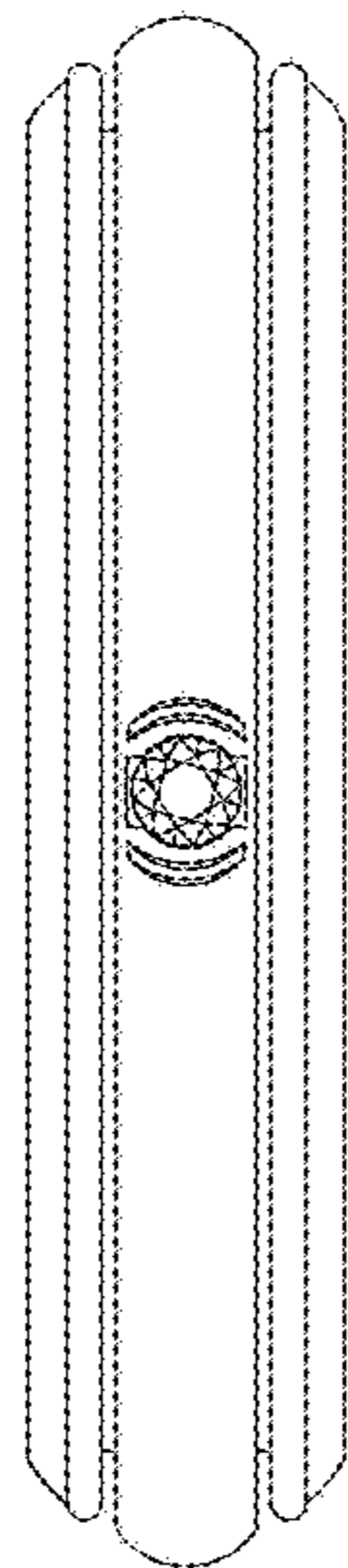


Fig. 3




Fig. 4




Fig. 5

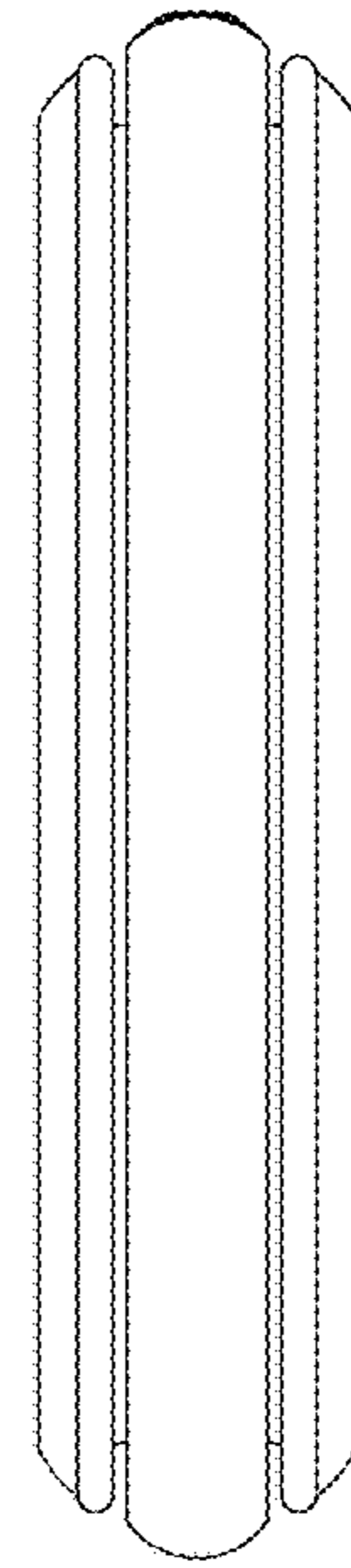


Fig. 6

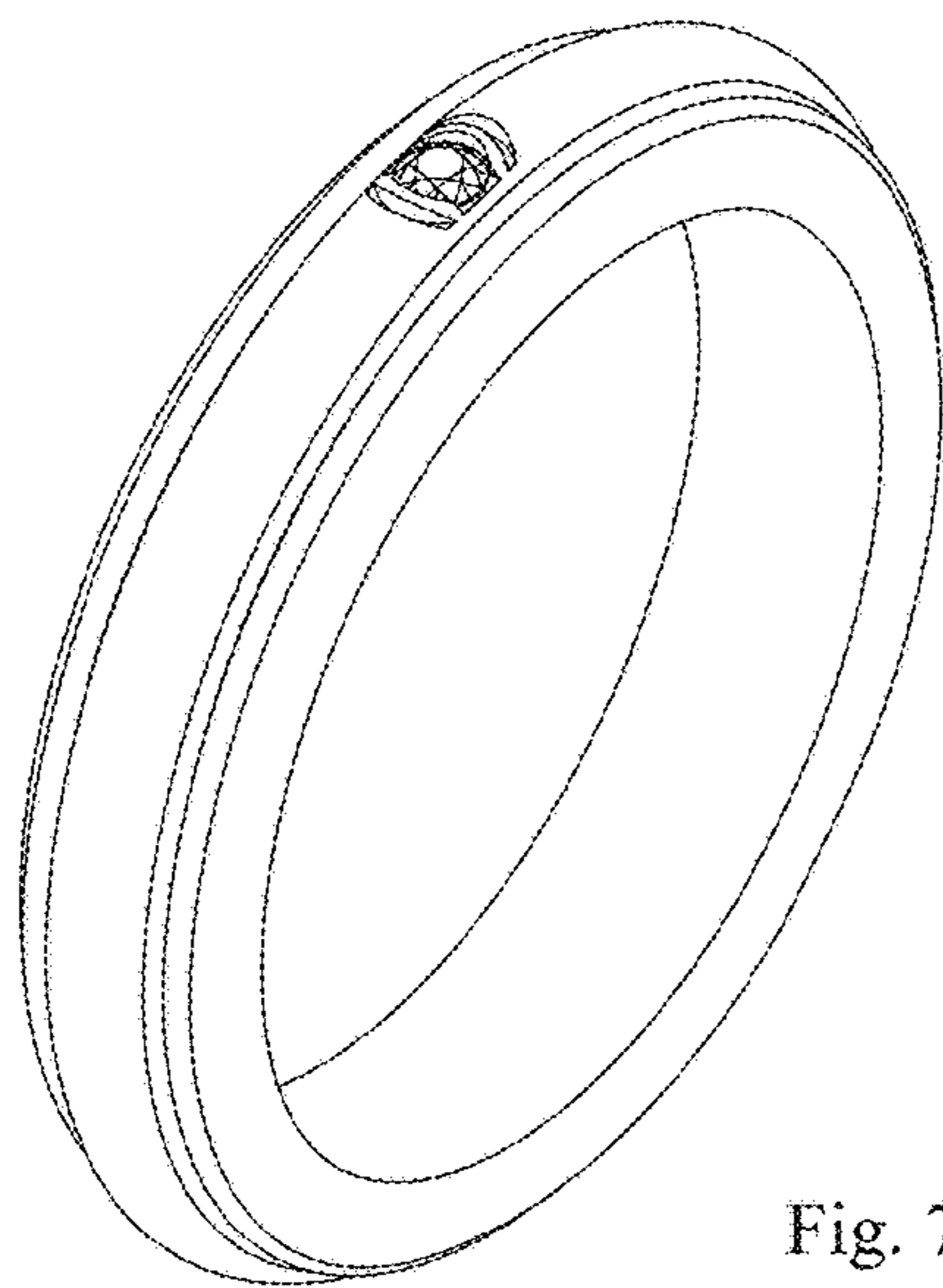


Fig. 7