



US00D824266S

(12) **United States Design Patent** (10) **Patent No.:** **US D824,266 S**  
**Noble et al.** (45) **Date of Patent:** **\*\* Jul. 31, 2018**


(54) **CONTAINER WITH SURFACE INDICIA**  
(71) Applicant: **The Procter & Gamble Company**,  
Cincinnati, OH (US)  
(72) Inventors: **Erin Lynn Snape Noble**, Newport, KY  
(US); **Catherine P Chan**, Denville, NJ  
(US); **Jungmin Shim Han**, New York,  
NY (US); **Yanghee Kang**, New York,  
NY (US)  
(73) Assignee: **The Procter & Gamble Company**,  
Cincinnati, OH (US)  
(\* ) Notice: This patent is subject to a terminal dis-  
claimer.  
(\*\*) Term: **15 Years**  
(21) Appl. No.: **29/563,688**  
(22) Filed: **May 6, 2016**  
(51) **LOC (11) Cl.** ..... **09-01**  
(52) **U.S. Cl.**  
USPC ..... **D9/656; D9/658; D9/434**  
(58) **Field of Classification Search**  
USPC ..... D3/270, 271.1–271.4; D7/510, 514–520,  
D7/599, 604, 613, 619.2, 623, 628;  
D9/600, 655–664, 434, 500–516, 551,  
D9/564; 206/457, 459.5, 527;  
215/381–384, 400; D14/485, 489, 492;  
D20/23, 28, 29  
CPC .... B65D 5/4258; B65D 81/60; B65D 81/365;  
B65D 81/366; B65D 81/368; B65D  
2203/00; B65D 2203/02  
See application file for complete search history.

(56) **References Cited**  
U.S. PATENT DOCUMENTS  
D107,426 S \* 12/1937 Honnorat ..... D9/656  
D352,891 S \* 11/1994 Lalique ..... D9/656  
D427,519 S \* 7/2000 Bracone ..... D9/656  
D510,788 S \* 10/2005 Barre ..... D9/658  
D588,931 S \* 3/2009 Kim ..... D9/658  
D668,066 S \* 10/2012 Diringier ..... D5/66  
D704,565 S \* 5/2014 Humm ..... D9/656  
\* cited by examiner  
*Primary Examiner* — Sandra Morris  
(74) *Attorney, Agent, or Firm* — Linda M. Sivik

(57) **CLAIM**  
The ornamental design for a container with surface indicia,  
as shown and described.

**DESCRIPTION**  
FIG. 1 is a perspective view of a container with surface  
indicia, embodying our new design;  
FIG. 2 is a front side view of the container with surface  
indicia of FIG. 1;  
FIG. 3 is a first side view of the container with surface  
indicia of FIG. 1;  
FIG. 4 is a back side view of the container with surface  
indicia of FIG. 1;  
FIG. 5 is a second side view of the container with surface  
indicia of FIG. 1;  
FIG. 6 is a top view of the container with surface indicia of  
FIG. 1; and,  
FIG. 7 is a bottom view of the container with surface indicia  
of FIG. 1;  
The broken lines shown in the drawings are for illustrative  
purposes only and form no part of the claimed design.

**1 Claim, 3 Drawing Sheets**






FIG. 1




FIG. 2




FIG. 3




FIG. 4




FIG. 5

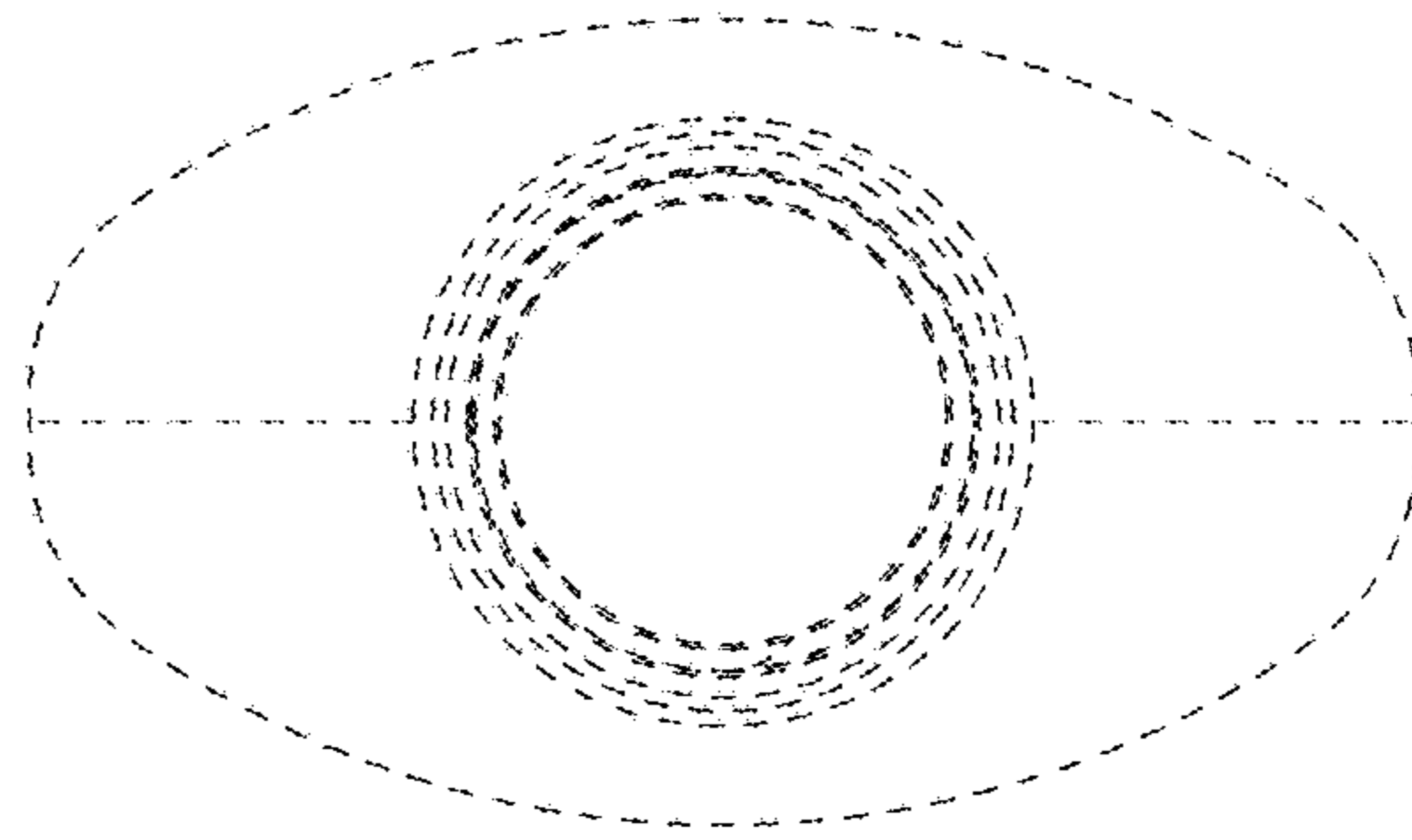


FIG. 6

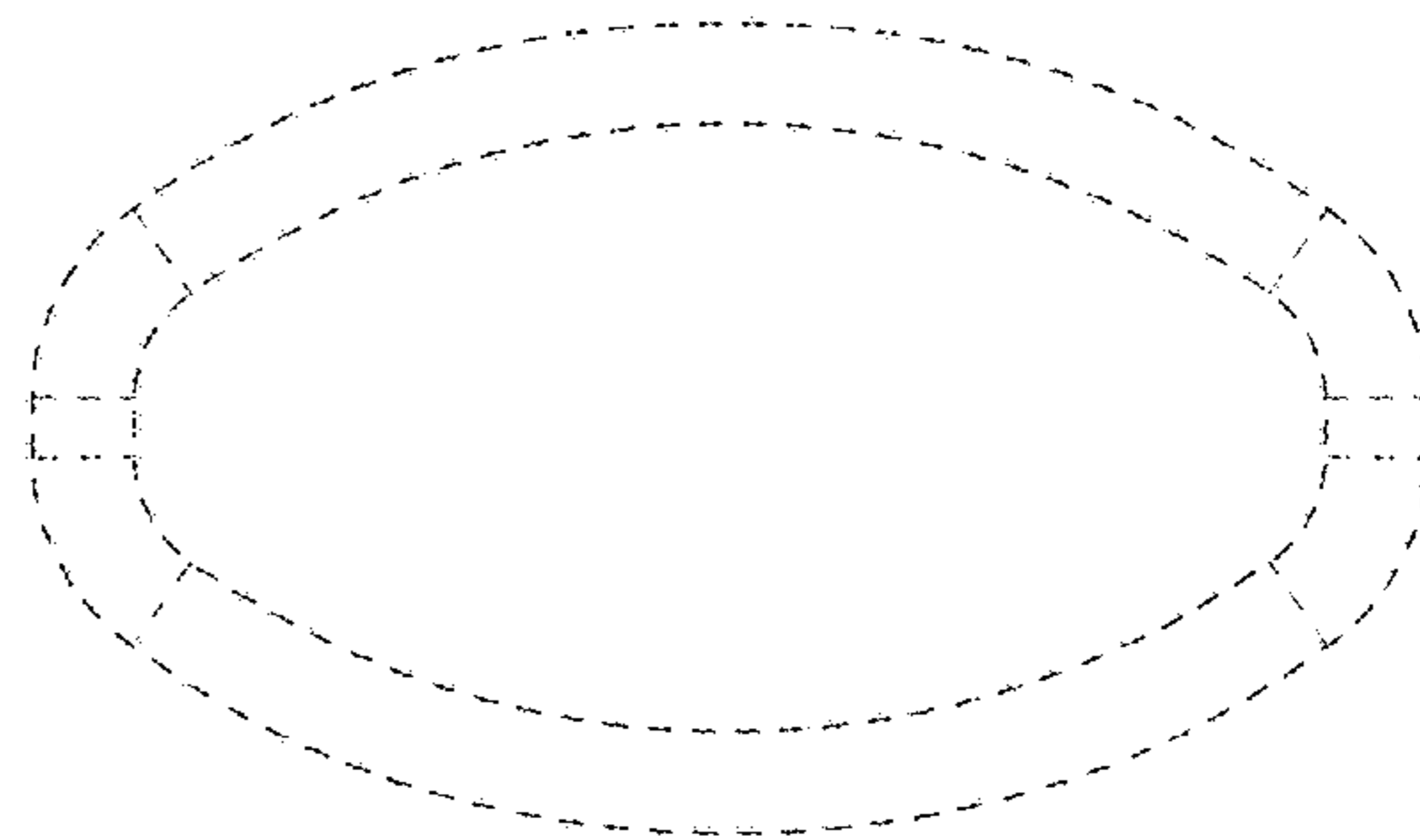


FIG. 7