



US00D824260S

(12) **United States Design Patent** (10) **Patent No.:** **US D824,260 S**
Braun et al. (45) **Date of Patent:** **** Jul. 31, 2018**

(54) **CONTAINER**

(56) **References Cited**

(71) Applicant: **Kraft Foods Group Brands LLC**,
Chicago, IL (US)

(72) Inventors: **Jason A. Braun**, Lake Hiawatha, NJ
(US); **Allison Doubles**, Norwalk, CT
(US); **Gary Albaum**, Pleasantville, NY
(US); **Ian Carnduff**, Brooklyn, NY
(US); **Joo Eun Jung**, Palisades Park,
NJ (US)

U.S. PATENT DOCUMENTS

2,586,687 A 2/1952 Mellon
D317,869 S 7/1991 Kipperman
D322,220 S 12/1991 Pisar
D332,749 S 1/1993 Pisar
D444,390 S * 7/2001 Kokenge D9/530
D471,819 S 3/2003 Paul
D478,278 S * 8/2003 Masotta D9/530
D486,398 S 2/2004 Lovell
6,779,689 B2 8/2004 Flaig

(Continued)

(73) Assignee: **Kraft Foods Group Brands LLC**,
Chicago, IL (US)

OTHER PUBLICATIONS

(**) Term: **15 Years**

Image of Tone Body Wash (18 oz.) (date unknown, but prior to filing date of Mar. 19, 2012 of priority U.S. Appl. No. 29/416,176.

(21) Appl. No.: **29/595,566**

Primary Examiner — Derrick E Holland
Assistant Examiner — Janice Julia Patyk
(74) *Attorney, Agent, or Firm* — Fitch, Even, Tabin & Flannery LLP

(22) Filed: **Feb. 28, 2017**

(57) **CLAIM**

Related U.S. Application Data

The ornamental design for a container, as shown and described.

(62) Division of application No. 29/497,742, filed on Jul. 28, 2014, now Pat. No. Des. 784,133, which is a division of application No. 29/416,176, filed on Mar. 19, 2012, now Pat. No. Des. 712,269.

DESCRIPTION

(51) **LOC (11) Cl.** **09-01**


(52) **U.S. Cl.**
USPC **D9/529**; D9/539; D9/550; D9/574

(58) **Field of Classification Search**
USPC D9/519–521, 529–543, 549, 556, 558,
D9/574; 215/206, 229, 381; 220/674,
220/710, 837; 222/182, 209, 252
CPC A47K 10/421; B65D 1/02; B65D 1/26;
B65D 3/04; B65D 11/00; B65D 11/02;
B65D 81/3837; B65D 85/72

FIG. 1 is a perspective view of a container showing our new design;
FIG. 2 is a front elevational view of the container of FIG. 1;
FIG. 3 is a rear elevational view of the container of FIG. 1;
FIG. 4 is a bottom plan view of the container of FIG. 1;
FIG. 5 is a top plan view of the container of FIG. 1;
FIG. 6 is a left side elevational view of the container of FIG. 1;
FIG. 7 is a right side elevational view of the container of FIG. 1.
The broken lines shown in the FIGURES are included for the purpose of illustrating portions that form no part of the claimed design.

See application file for complete search history.

1 Claim, 3 Drawing Sheets



(56)

References Cited

U.S. PATENT DOCUMENTS

6,837,405 B2 1/2005 Rainey
 D505,079 S * 5/2005 Mulder D9/542
 D505,331 S * 5/2005 Lane D9/542
 D510,029 S 9/2005 Marcot
 D520,873 S 5/2006 Lovell
 D525,872 S 8/2006 Haubert
 D525,873 S 8/2006 Haubert
 D526,204 S 8/2006 Stolle
 D527,644 S 9/2006 Bakic
 D528,004 S 9/2006 Ratzlaff
 D529,388 S 10/2006 Bakic
 D529,810 S 10/2006 Davies
 D529,811 S 10/2006 Ratzlaff
 D529,812 S 10/2006 Ratzlaff
 D535,888 S 1/2007 Kuzma
 D543,115 S 5/2007 Flurer
 D548,602 S 8/2007 Escobosa
 D551,555 S 9/2007 Escobosa
 D553,001 S 10/2007 Granitz
 D554,517 S 11/2007 Breitlander
 D556,595 S * 12/2007 Rucinski D9/556
 D559,114 S 1/2008 Breitlander
 D573,891 S * 7/2008 Darr D9/538
 D578,406 S 10/2008 Kuzma
 D584,159 S 1/2009 Domoy

D592,516 S 5/2009 Cummings
 D598,291 S * 8/2009 Serrano Diaz D9/542
 D605,512 S 12/2009 Weber
 D605,945 S 12/2009 Macaulay
 D608,213 S 1/2010 Kuzma
 D608,648 S 1/2010 Rhodes
 D621,709 S * 8/2010 Minakuchi D9/503
 D626,326 S * 11/2010 Verdura D3/203.2
 D629,303 S 12/2010 Toh
 D633,805 S * 3/2011 Servaire D9/435
 D636,267 S 4/2011 Shiota
 D638,714 S 5/2011 de Cleir
 D644,106 S 8/2011 Almstead
 D644,530 S 9/2011 Padain
 D644,531 S 9/2011 Padain
 8,051,999 B2 * 11/2011 Carmody B65D 41/0471
 215/216
 D650,281 S 12/2011 Padain
 D650,282 S 12/2011 Padain
 D651,518 S 1/2012 Padain
 D653,117 S 1/2012 Murphy
 D666,912 S 9/2012 Kawai
 D666,914 S * 9/2012 Elstow D9/539
 D671,416 S 11/2012 Nukuto
 D674,282 S 1/2013 Baldrige
 D683,226 S 5/2013 Baldrige
 D714,162 S * 9/2014 Kang D9/504

* cited by examiner

FIG. 1

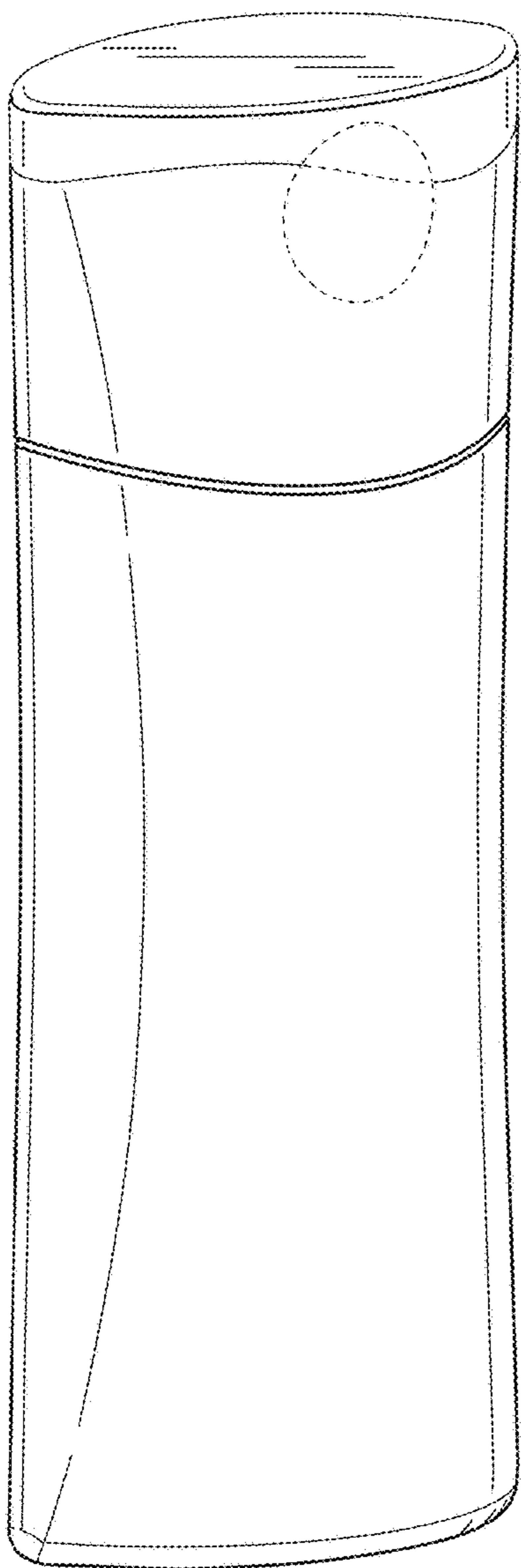


FIG. 2

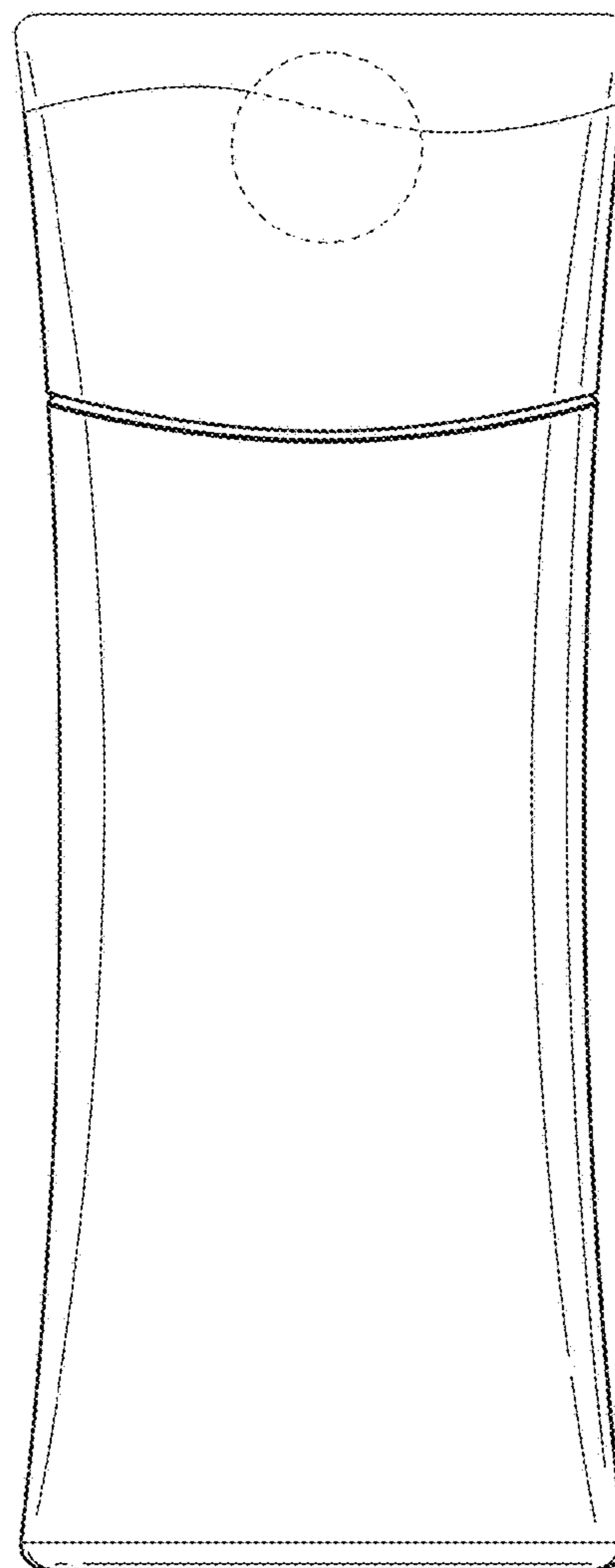


FIG. 3

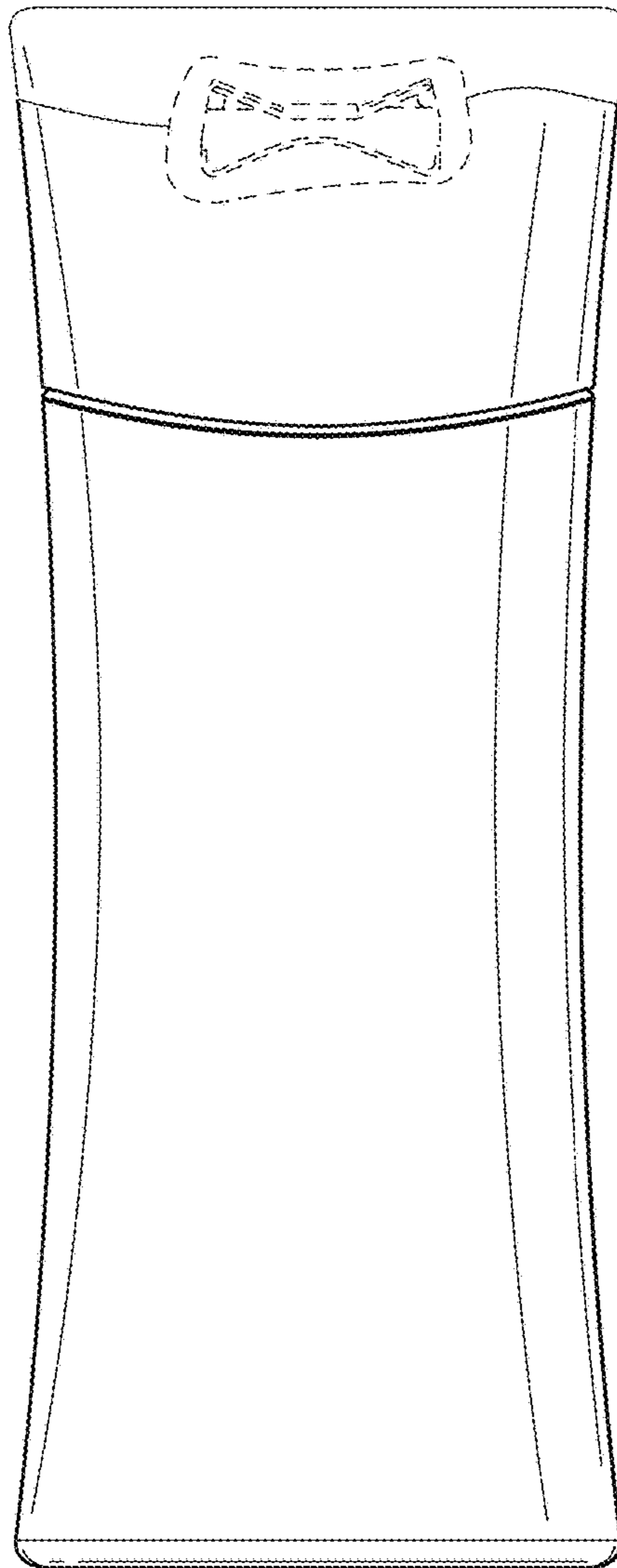


FIG. 4

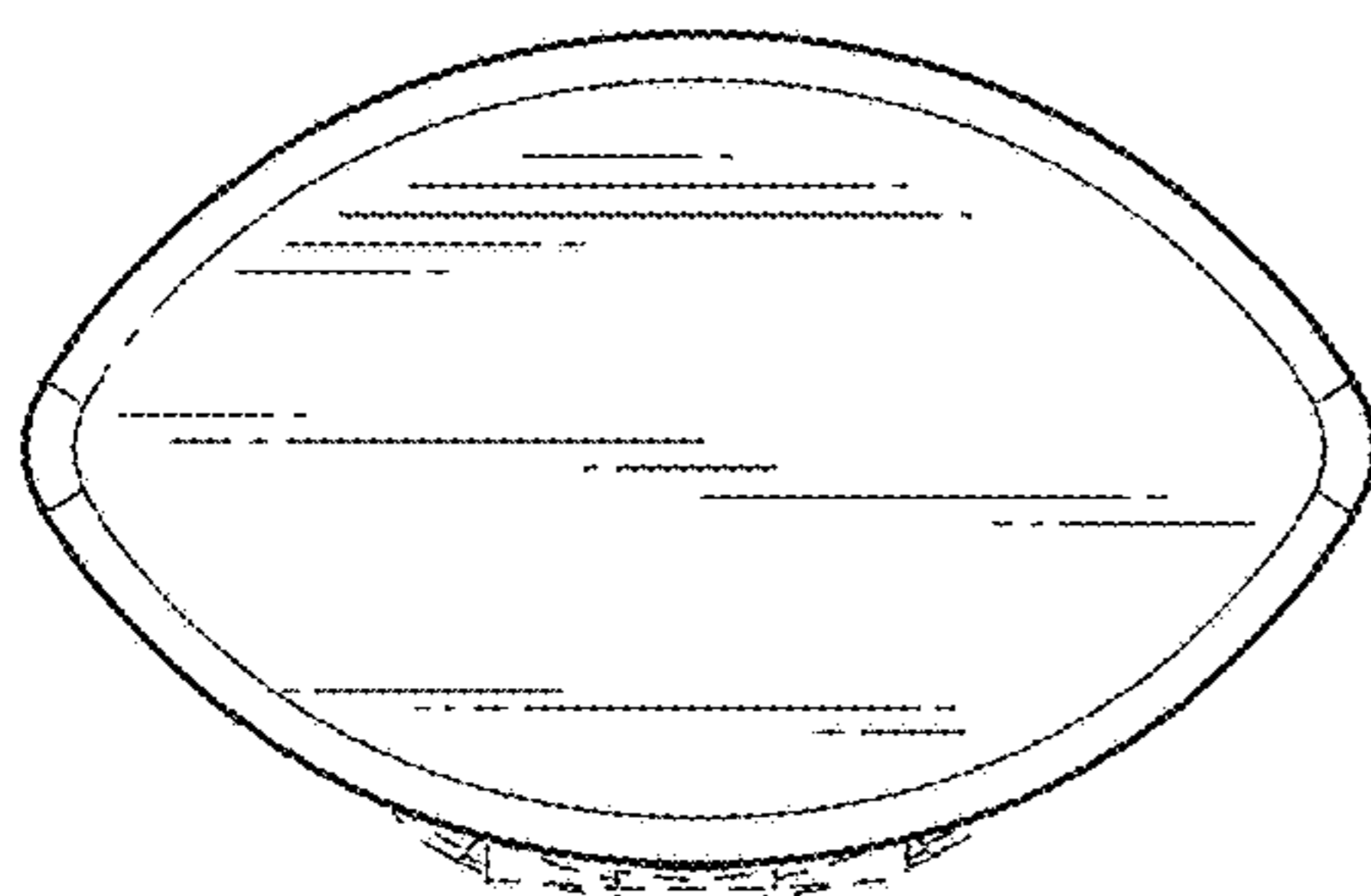


FIG. 5

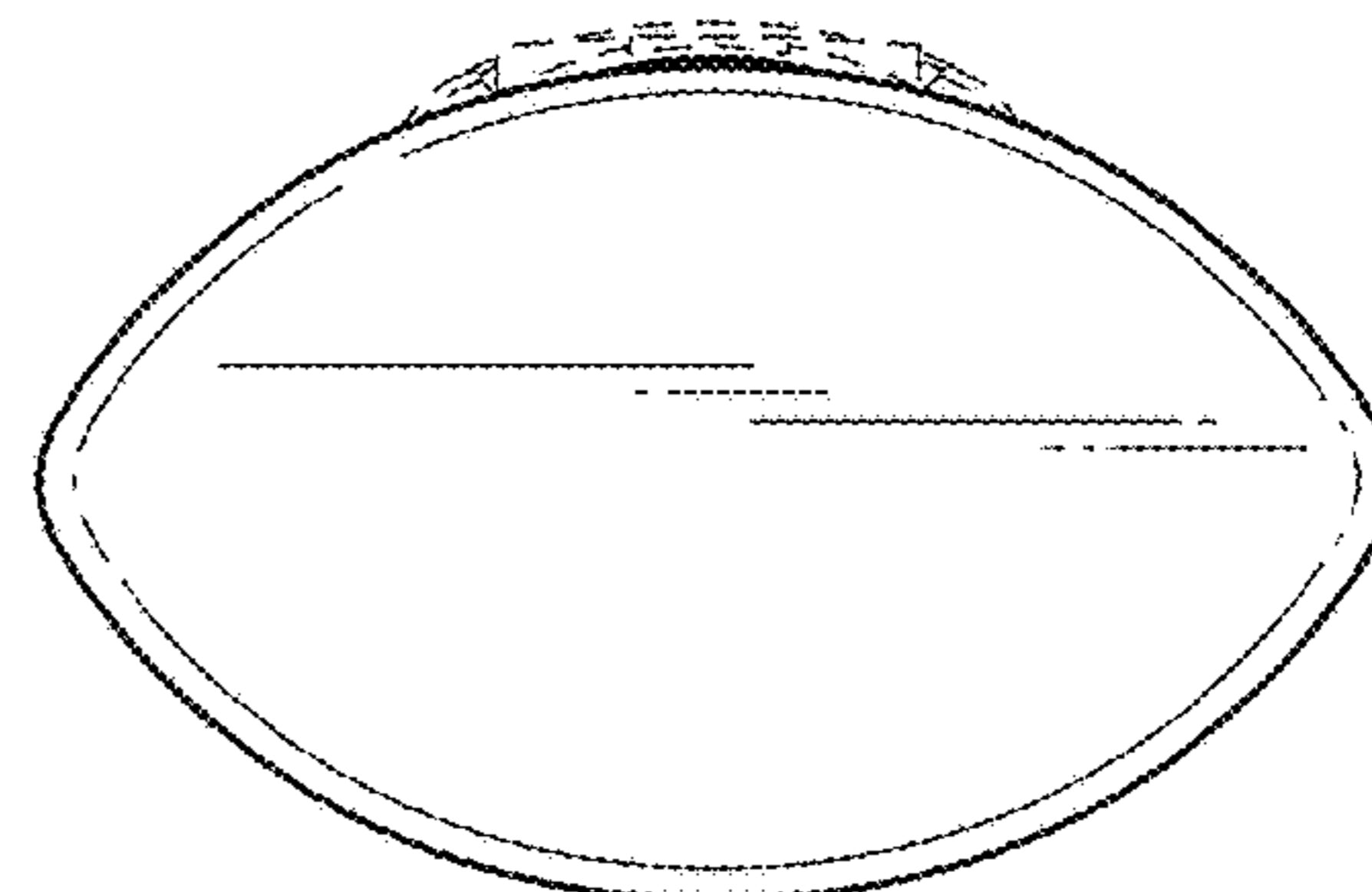


FIG. 6

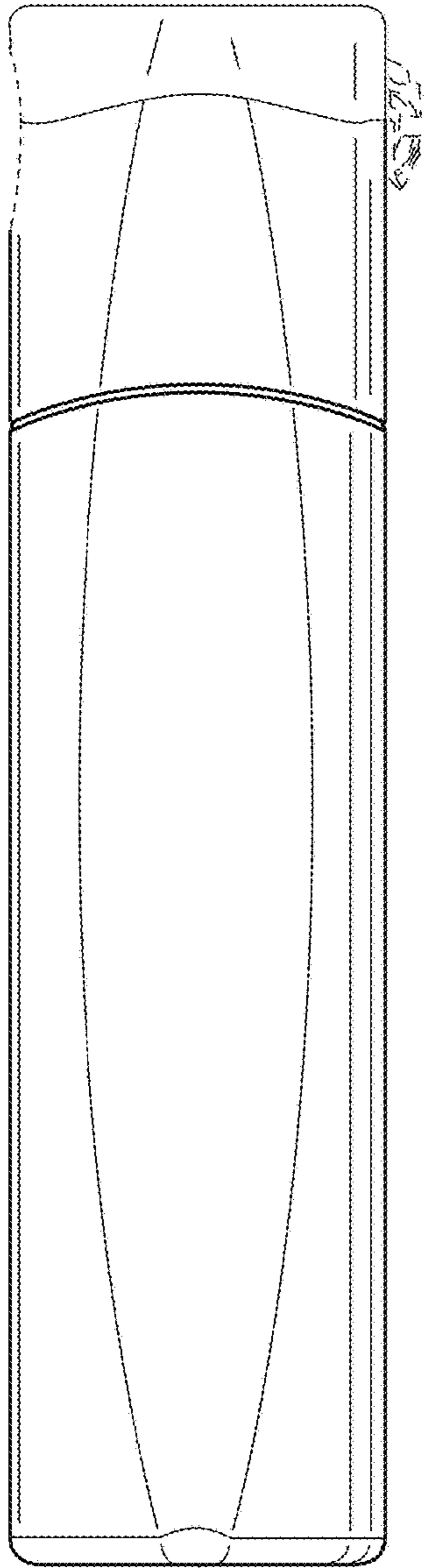


FIG. 7

