



US00D824259S

(12) **United States Design Patent**
Elias et al.

(10) **Patent No.:** **US D824,259 S**
(45) **Date of Patent:** **** Jul. 31, 2018**

- (54) **FLASK**
- (71) Applicant: **Natura Cosméticos S.A.**, São Paulo (BR)
- (72) Inventors: **Élen Cristina Luna Elias**, Cajamar (BR); **Alexandre Henrique Torres**, Cajamar (BR); **Lidiane Martinelli Tivelli**, Cajamar (BR); **Gustavo Senna Chelles**, São Paulo (BR)
- (73) Assignee: **NATURA COSMÉTICOS S.A.**, Sao Paulo—SP (BR)

D390,467 S *	2/1998	Blackburn	D9/500
D392,565 S *	3/1998	Blackburn	D9/500
D419,437 S *	1/2000	Straeten	D9/668
D446,694 S *	8/2001	Bodum	D7/679
D472,148 S *	3/2003	Dowd	D9/504
D500,444 S *	1/2005	Drake	D9/503
D529,805 S *	10/2006	Cadena	D9/500
D571,664 S *	6/2008	Feletto	D9/505
D614,956 S *	5/2010	Mazed	D9/500
D683,220 S *	5/2013	Rodriguez	D9/500
D722,268 S *	2/2015	Bovo	D9/504
D725,473 S *	3/2015	Paredes	D9/500
D739,737 S *	9/2015	Paredes	D9/500
D779,957 S *	2/2017	Ouyang	D9/500

(**) Term: **15 Years**

(21) Appl. No.: **29/539,076**

(22) Filed: **Sep. 10, 2015**

(51) **LOC (11) Cl.** **09-01**

(52) **U.S. Cl.**
USPC **D9/503; D9/454**

(58) **Field of Classification Search**
USPC D9/434–435, 454, 500, 503–505, 516,
D9/530, 537–540, 544–545, 549, 558,
D9/715, 719; D7/300, 598, 679
CPC B65D 1/00; B65D 1/02; B65D 1/0223;
B65D 23/00; B65D 81/00; B65D
2501/00; B65D 2501/0009

See application file for complete search history.

(56) **References Cited**

U.S. PATENT DOCUMENTS

D29,493 S *	10/1898	Burnett	D9/500
D211,562 S *	7/1968	Duboeuf	D9/500
D384,887 S *	10/1997	Rafflin	D9/500

FOREIGN PATENT DOCUMENTS

EM	000455100-0007	*	2/2006
EM	000455100-0008	*	2/2006
WO	DM/056391	*	6/2001
WO	DM/063911	*	4/2003

* cited by examiner

Primary Examiner — Dana L Meyrow

(74) *Attorney, Agent, or Firm* — B. Aaron Schulman, Esq.; Stites & Harbison, PLLC

(57) **CLAIM**

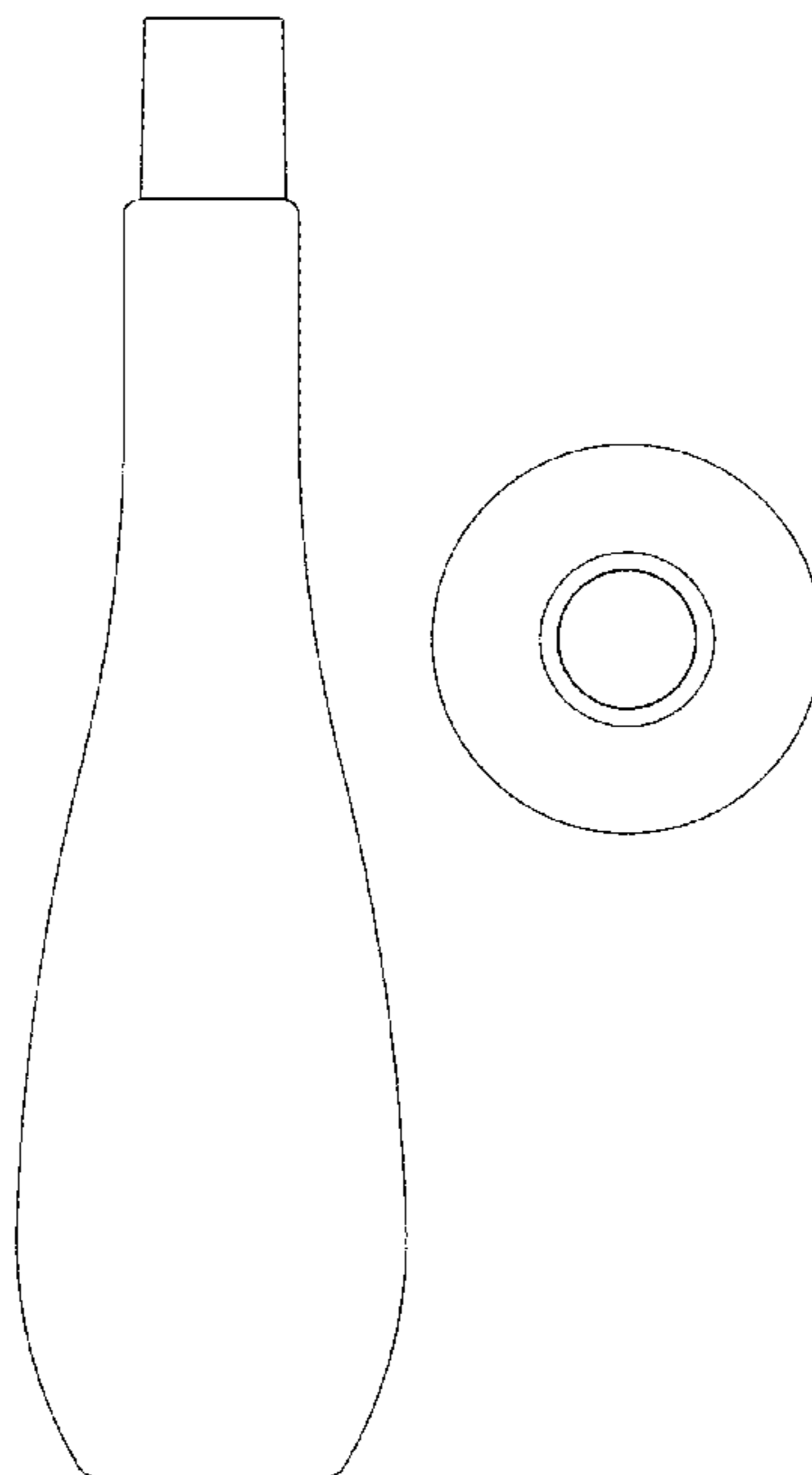
The ornamental design for a flask, as shown and described.

DESCRIPTION

FIG. 1 is a front side elevation view of the flask of the present design, the left, right and rear side views being the same.

FIG. 2 is a top plan view of the flask of FIG. 1; and, FIG. 3 is a perspective view of the flask of FIG. 1, taken from the top and front.

1 Claim, 2 Drawing Sheets



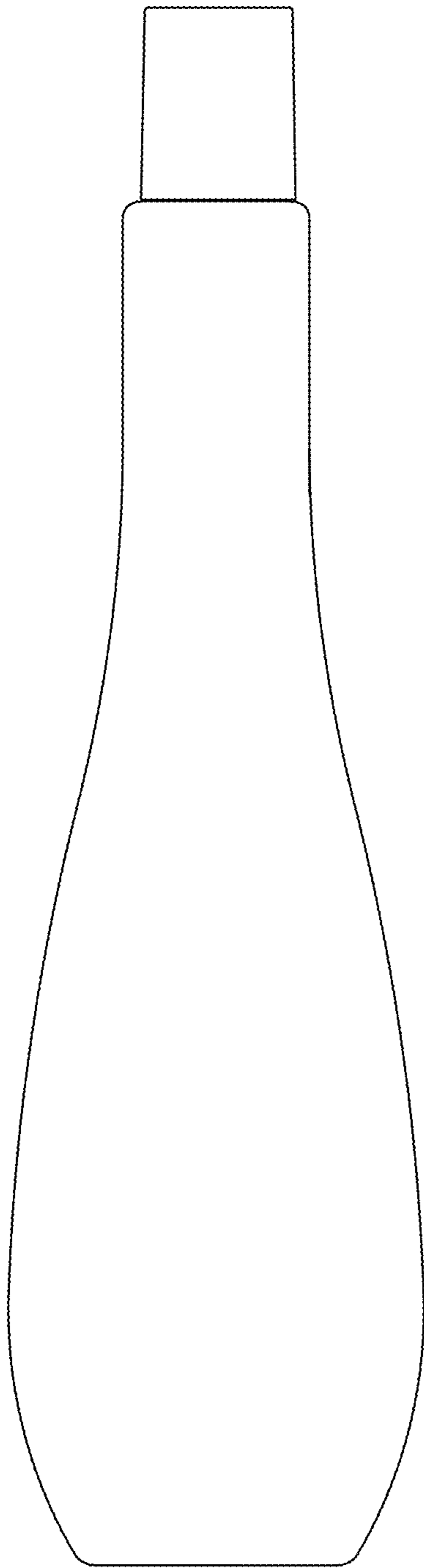


FIG. 1

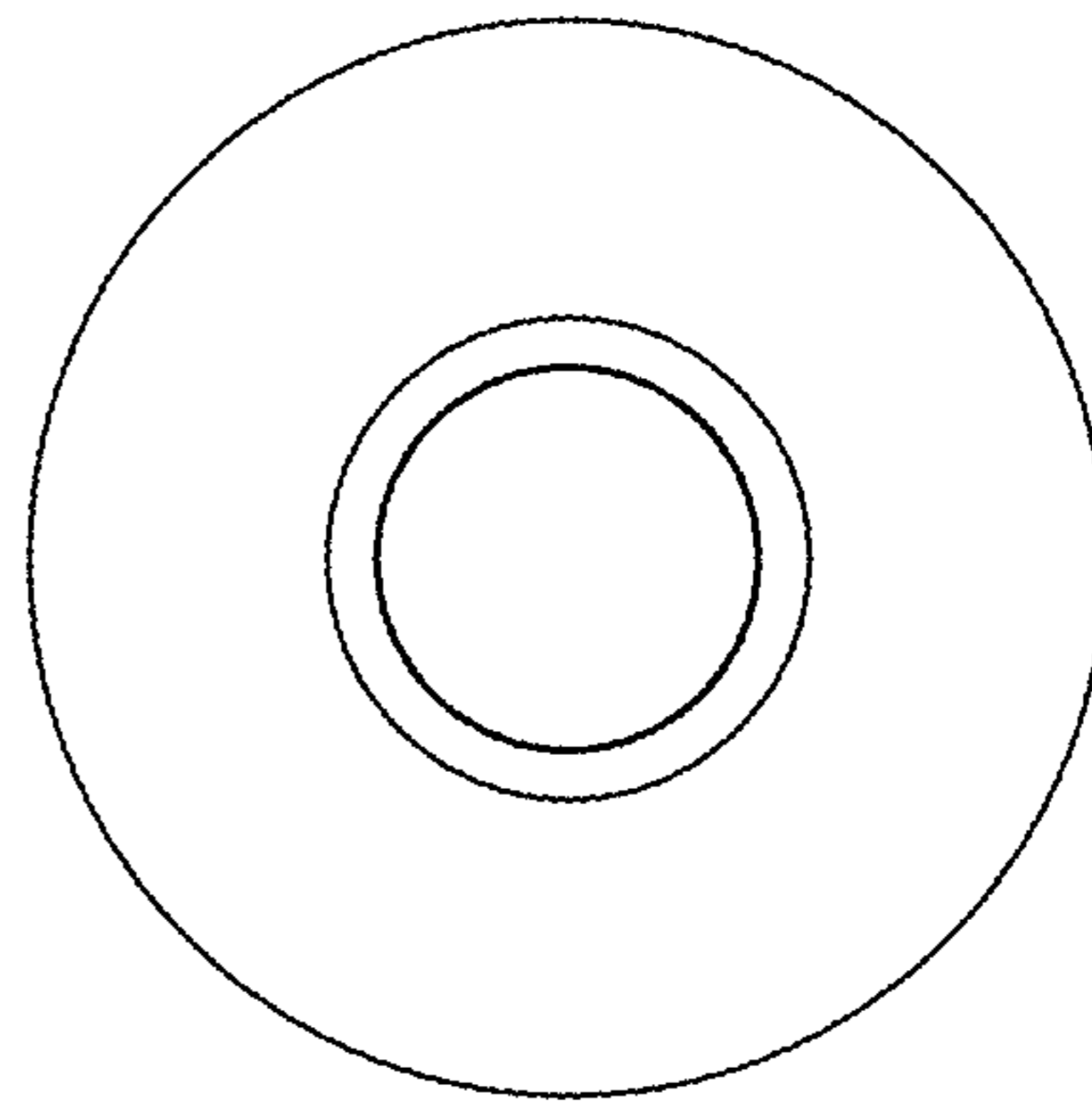


FIG. 2

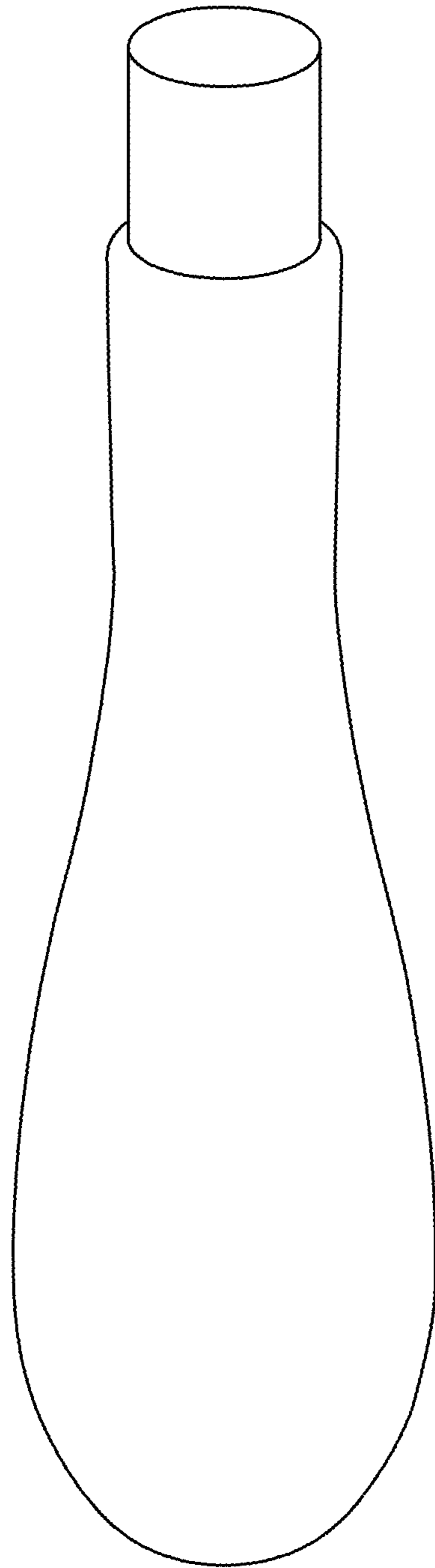


FIG. 3