



US00D824254S

(12) **United States Design Patent**
Post et al.

(10) **Patent No.:** **US D824,254 S**
(45) **Date of Patent:** **** Jul. 31, 2018**

- (54) **GOLF BALL PACKAGE**
- (71) Applicant: **Acushnet Company**, Fairhaven, MA (US)
- (72) Inventors: **Meredith W. Post**, Cincinnati, OH (US); **Nathan Hendricks**, Cincinnati, OH (US)
- (73) Assignee: **Acushnet Company**, Fairhaven, MA (US)
- (**) Term: **15 Years**
- (21) Appl. No.: **29/589,541**
- (22) Filed: **Jan. 3, 2017**
- (51) **LOC (11) Cl.** **09-03**
- (52) **U.S. Cl.**
USPC **D9/432**
- (58) **Field of Classification Search**
USPC D9/414-419, 420-423, 424-429, D9/430-434, 456, 457, 600, 667, 679, D9/721-722, 732-734, 737, 756, 759, D9/761; D3/272-274, 290, 304, 305, D3/315; D20/10, 22, 27, 28, 40, 42
CPC B65D 5/00; B65D 5/0015; B65D 5/061; B65D 5/18; B65D 5/20; B65D 5/32; B65D 5/321; B65D 5/322
See application file for complete search history.

D679,992 S *	4/2013	Thompson	D9/432
D686,067 S *	7/2013	Macaulay	D9/434
D690,594 S *	10/2013	Gotur	D9/432
D692,771 S *	11/2013	Sakai	D9/432
D706,629 S *	6/2014	Bartels	D9/434
D711,737 S *	8/2014	Hara	D9/432
D712,737 S *	9/2014	Gotur	D9/432
D763,682 S *	8/2016	Lavigne	D9/432
D794,442 S *	8/2017	Boston	D9/414

OTHER PUBLICATIONS

Pro V1 & Pro V1x Golf Balls Titleist. [online] Published on Jan, 17, 2016. Retrieved Mar. 12, 2018 from URL: <https://www.titleist.com/golf-balls/pro-v1-pro-v1x>.*

Blogs-the-loop-loop-pro-v1-packaging-560. [online] Retrieved Mar. 12, 2018 from URL: https://media.golfdigest.com/photos/55ad7bb6add713143b42bb63/master/w_780,c_limit/blogs-the-loop-loop-pro-v1-packaging-560.jpg.*

* cited by examiner

Primary Examiner — Vy N Koenig
(74) *Attorney, Agent, or Firm* — William B. Lacy

(57) **CLAIM**

The ornamental design for a golf ball package, as shown and described.

DESCRIPTION


FIG. 1 a top perspective view of a golf ball packaging showing our new design;
FIG. 2 is a left side view thereof, the right side view being identical to the left side view;
FIG. 3 is a top plan view thereof; and,
FIG. 4 is a front side view thereof, the back side view being identical to the front side view.
The broken lines in the drawings depict text and portions of the golf ball package that form no part of the claimed design. The black areas shown in FIGS. 1-4 depict a contrast in appearance.

1 Claim, 2 Drawing Sheets

(56) **References Cited**

U.S. PATENT DOCUMENTS

D494,863 S *	8/2004	Hamuro	D9/432
D546,673 S *	7/2007	Mongeon	D9/432
D608,636 S *	1/2010	Seol	D9/432
D611,832 S *	3/2010	Champion	D9/432
D612,260 S *	3/2010	Champion	D9/432
D612,261 S *	3/2010	Champion	D9/432
D621,702 S *	8/2010	Tekulve	D9/432
D639,179 S *	6/2011	Powers	D9/434
D649,874 S *	12/2011	Barclay	D9/432
D655,155 S *	3/2012	Tekulve	D9/432



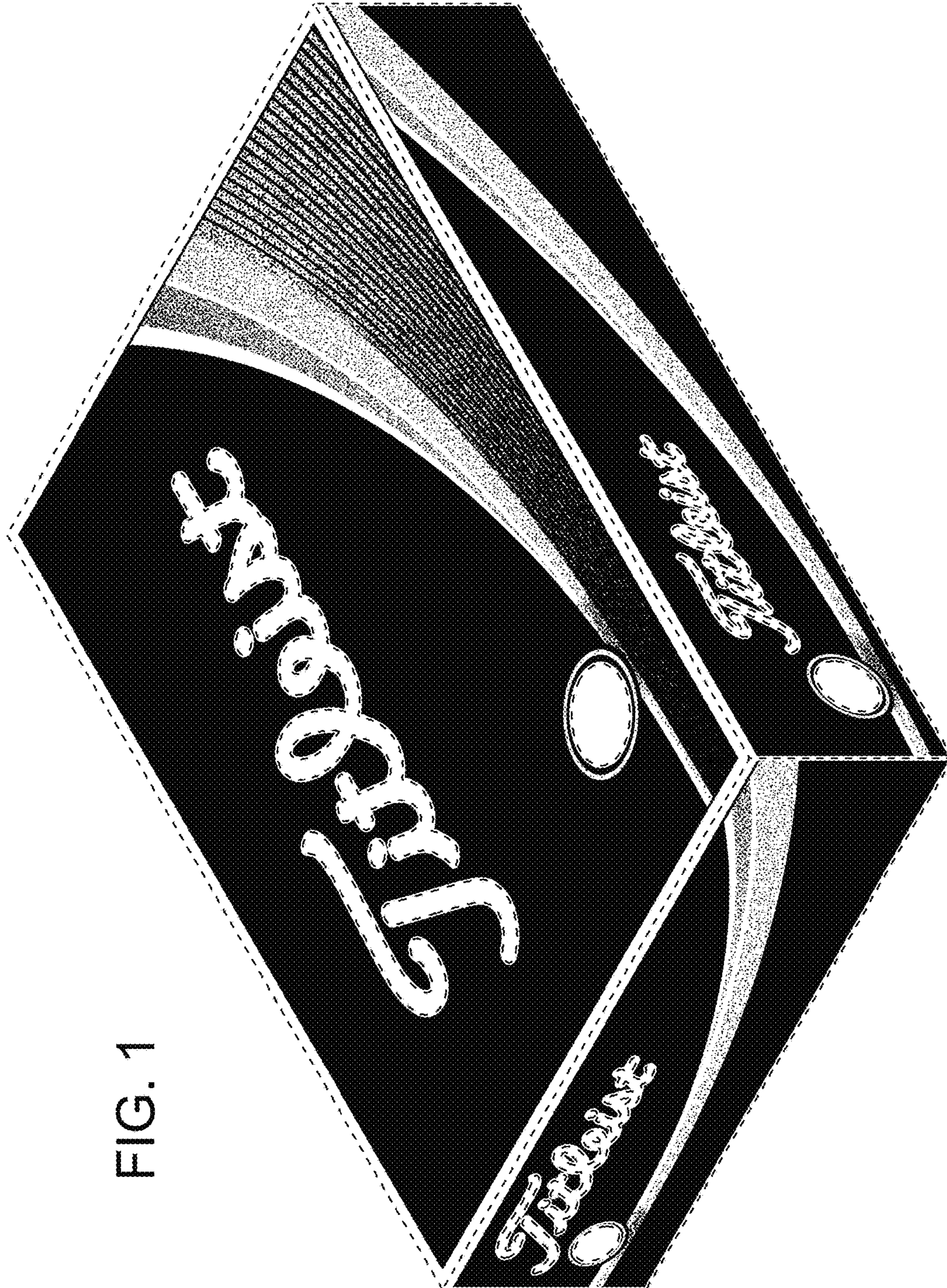


FIG. 1




FIG. 3




FIG. 2

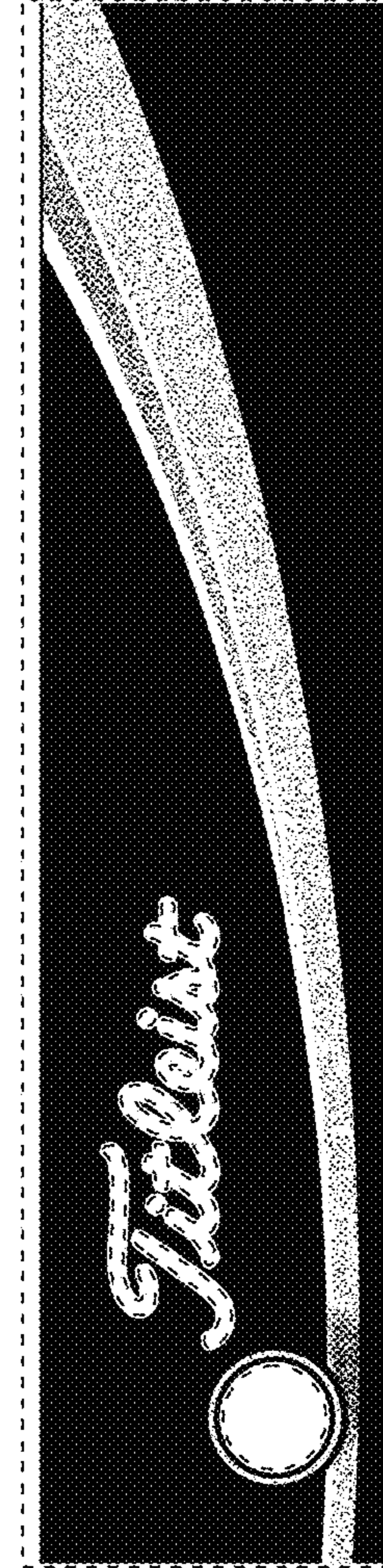


FIG. 4