



US00D824248S

(12) **United States Design Patent** (10) **Patent No.:** **US D824,248 S**
Tuchrelo et al. (45) **Date of Patent:** **** Jul. 31, 2018**

- (54) **TRAY FOR A CONTAINER**
- (71) Applicant: **Carrier Commercial Refrigeration, Inc.**, Farmington, CT (US)
- (72) Inventors: **Robert Richard Tuchrelo**, Williamson, NY (US); **Jeffrey Quint Cahoon**, Williamson, NY (US)
- (73) Assignee: **Carrier Commercial Refrigeration, Inc.**, Rockton, IL (US)
- (**) Term: **15 Years**
- (21) Appl. No.: **29/564,186**
- (22) Filed: **May 11, 2016**

Related U.S. Application Data

- (62) Division of application No. 29/489,633, filed on May 1, 2014, now Pat. No. Des. 756,769, which is a division of application No. 29/394,200, filed on Jun. 14, 2011, now Pat. No. Des. 706,621.
- (51) **LOC (11) Cl.** **09-03**
- (52) **U.S. Cl.**
USPC **D9/425**
- (58) **Field of Classification Search**
USPC D9/414-416, 419-429, 432, 434, 435, D9/454, 456, 457, 904; D7/602, 629
CPC .. A47J 36/06; A47J 47/14; B65D 1/22; B65D 1/34; B65D 1/40; B65D 1/165; B65D 15/02; B65D 21/083; B65D 21/0233; B65D 21/0234; B65D 43/162; B65D 71/50; B65D 77/24; B65D 77/245; B65D 81/3869; B65D 2543/00046; B65D 2543/00083; B65D 2543/00092; B65D 2543/00296; B65D 3/06; B65D 3/28; B65D 5/4204; B65D 7/46; B65D 85/34; B21D 51/18; B21D 51/2646; A45C 11/16
See application file for complete search history.

- (56) **References Cited**
U.S. PATENT DOCUMENTS
4,892,213 A * 1/1990 Mason, Jr. A47G 19/02
206/508
D312,968 S * 12/1990 Wolff D7/602
D321,456 S * 11/1991 Wolff D7/391
D389,056 S * 1/1998 Hayes D9/425
D403,241 S * 12/1998 Nask D9/435
6,170,696 B1 * 1/2001 Tucker B65D 1/26
206/508
D469,320 S * 1/2003 Pettaweebuncha D7/629
D469,689 S * 2/2003 Buchalski D9/425
D486,358 S * 2/2004 Dais D7/629
D489,975 S * 5/2004 Jackson D9/425
(Continued)

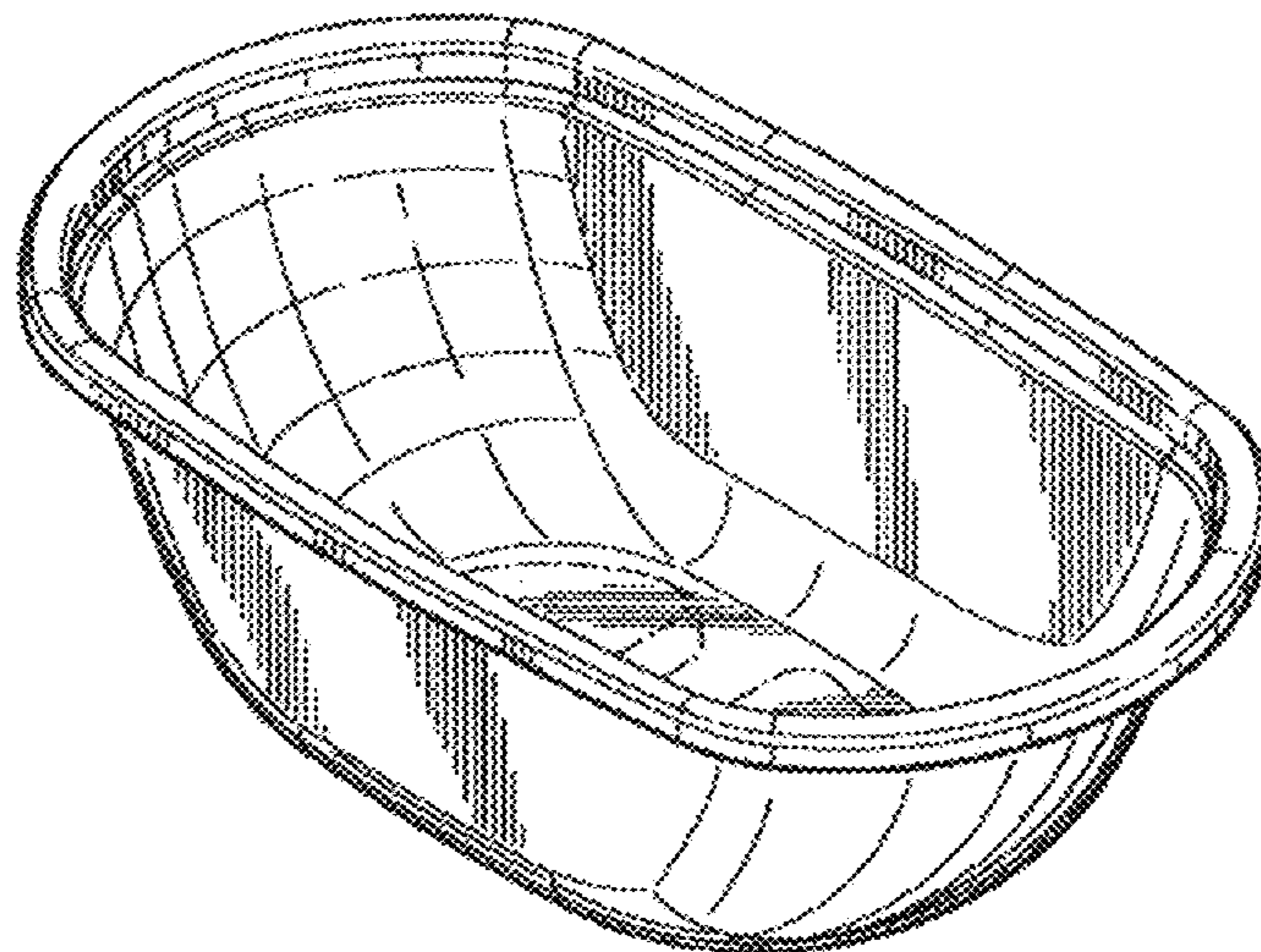
Primary Examiner — Michael A. Pratt
Assistant Examiner — Wendy L Arminio
(74) *Attorney, Agent, or Firm* — Brinks Gilson & Lione

(57) **CLAIM**
The ornamental design for a tray for a container, as shown and described.

DESCRIPTION

FIG. 1 is a perspective view of a tray for a container. FIG. 2 is a front view of the tray for a container shown in FIG. 1, the rear view being a mirror image thereof. FIG. 3 is a right side view of the tray for a container shown in FIG. 1, the left side view being a mirror image thereof. FIG. 4 is a top view of the tray for a container shown in FIG. 1.
FIG. 5 is a bottom view of the tray for a container shown in FIG. 1; and,
FIG. 6 is a cross-sectional view of the tray for a container shown in FIG. 1, taken in the direction of line 6-6 in FIG. 4.
The dash-dot broken lines in the drawings depict environment and form no part of the claimed design.

1 Claim, 3 Drawing Sheets



(56)

References Cited

U.S. PATENT DOCUMENTS

D496,272 S *	9/2004	Jackson	D7/602
7,017,775 B2 *	3/2006	Zettle	B65D 43/021 206/508
D521,380 S *	5/2006	Jackson	D9/425
D541,648 S *	5/2007	Bennett	D9/425
D544,790 S *	6/2007	Bouveret	D9/424
D547,179 S *	7/2007	Bouveret	D9/428
D548,588 S *	8/2007	Bouveret	D9/428
D645,738 S *	9/2011	Shiffer	D9/425
D646,160 S *	10/2011	Shiffer	D9/425
D648,171 S *	11/2011	Rusnak	D7/391
D650,660 S *	12/2011	Shiffer	D9/425
D650,662 S *	12/2011	Shiffer	D9/425
D666,875 S *	9/2012	Rusnak	D7/602
D666,876 S *	9/2012	Rusnak	D7/602
D692,298 S *	10/2013	Pipes	A24F 23/00 D9/434
D706,131 S *	6/2014	Brooks	D9/428
D706,622 S *	6/2014	Bischoff	D9/425
D718,983 S *	12/2014	Yessin	D7/629
D719,399 S *	12/2014	Thurin	D7/392.1
D720,613 S *	1/2015	Dziaba	D9/424
D731,304 S *	6/2015	Bischoff	D9/425
D752,431 S *	3/2016	Bischoff	D9/425
D753,992 S *	4/2016	Shiffer	D9/425
D764,277 S *	8/2016	Irimia	D9/428
D764,871 S *	8/2016	Touchet	D7/545
D766,715 S *	9/2016	Buck	D9/432
D792,221 S *	7/2017	Dziaba	D9/454
2012/0177790 A1 *	7/2012	Tuchrelo	A47J 17/14 426/231
2016/0194112 A1 *	7/2016	Dziaba	B65D 21/0219 206/505

* cited by examiner

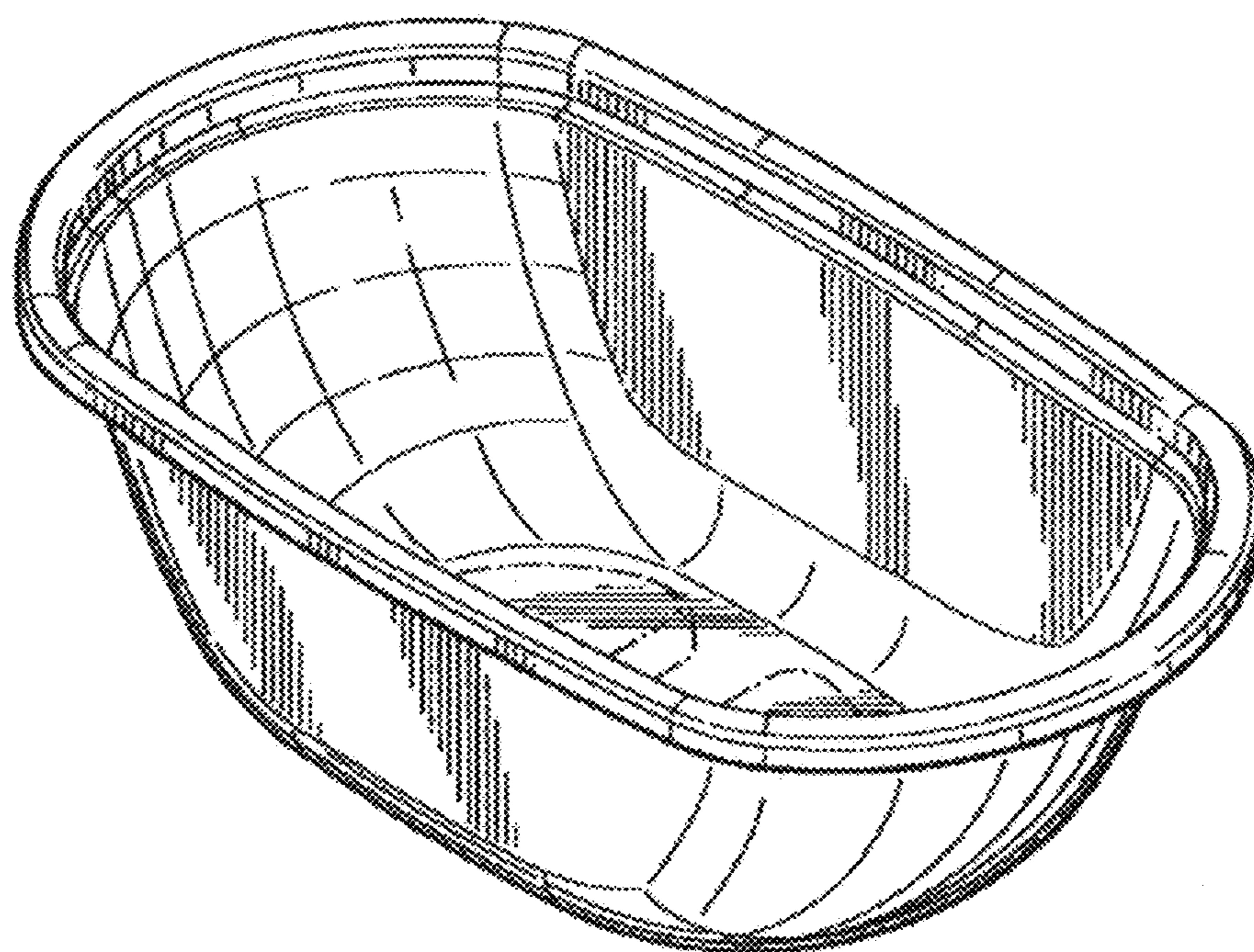


FIG. 1

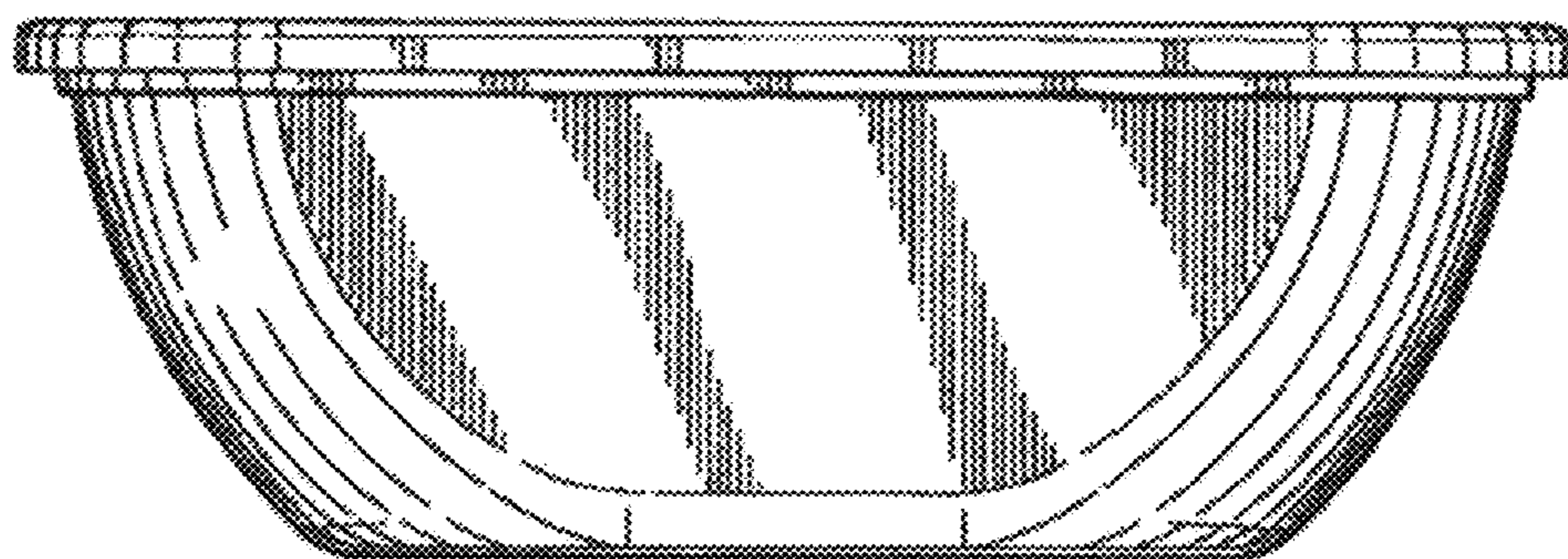


FIG. 2

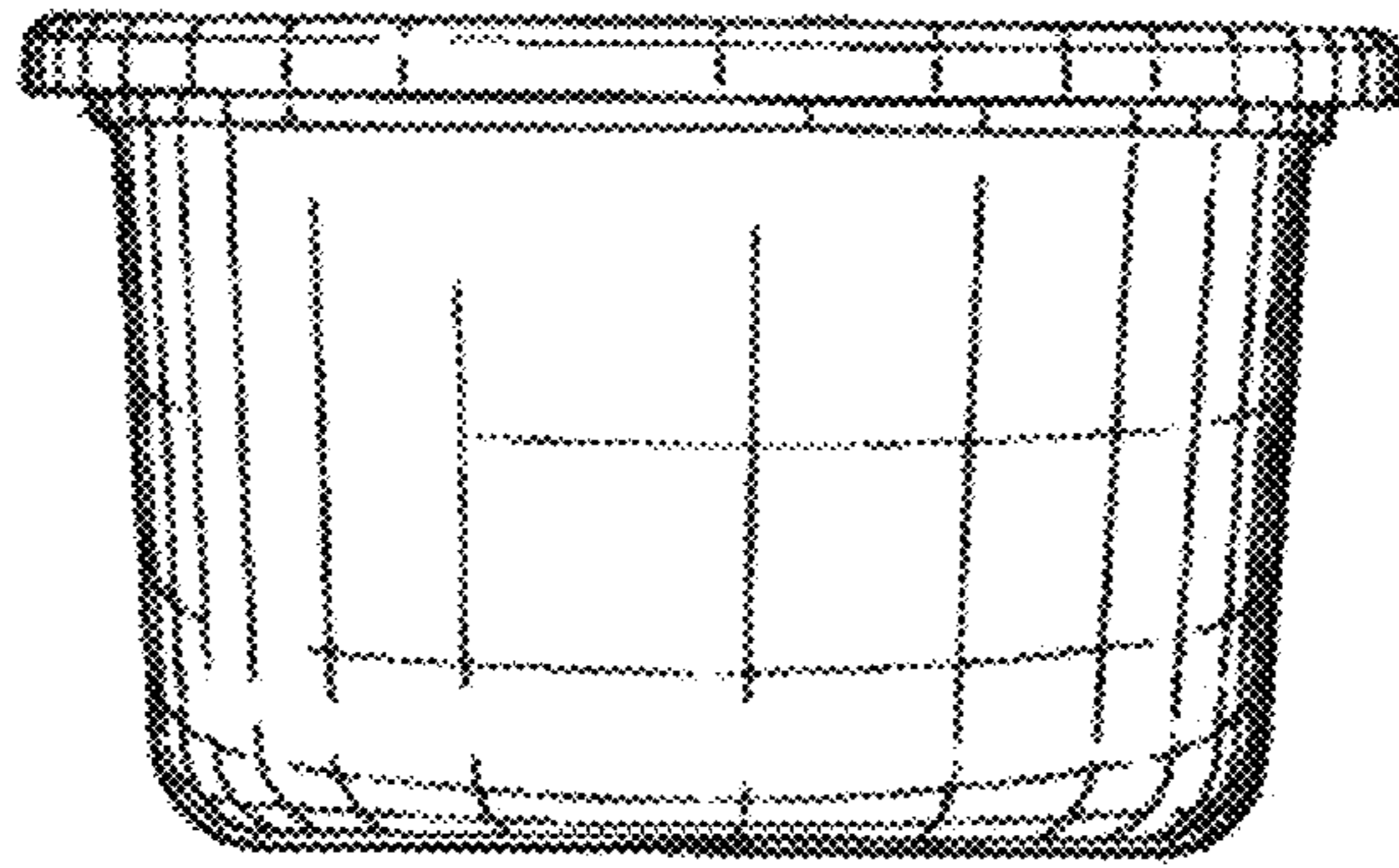


FIG. 3

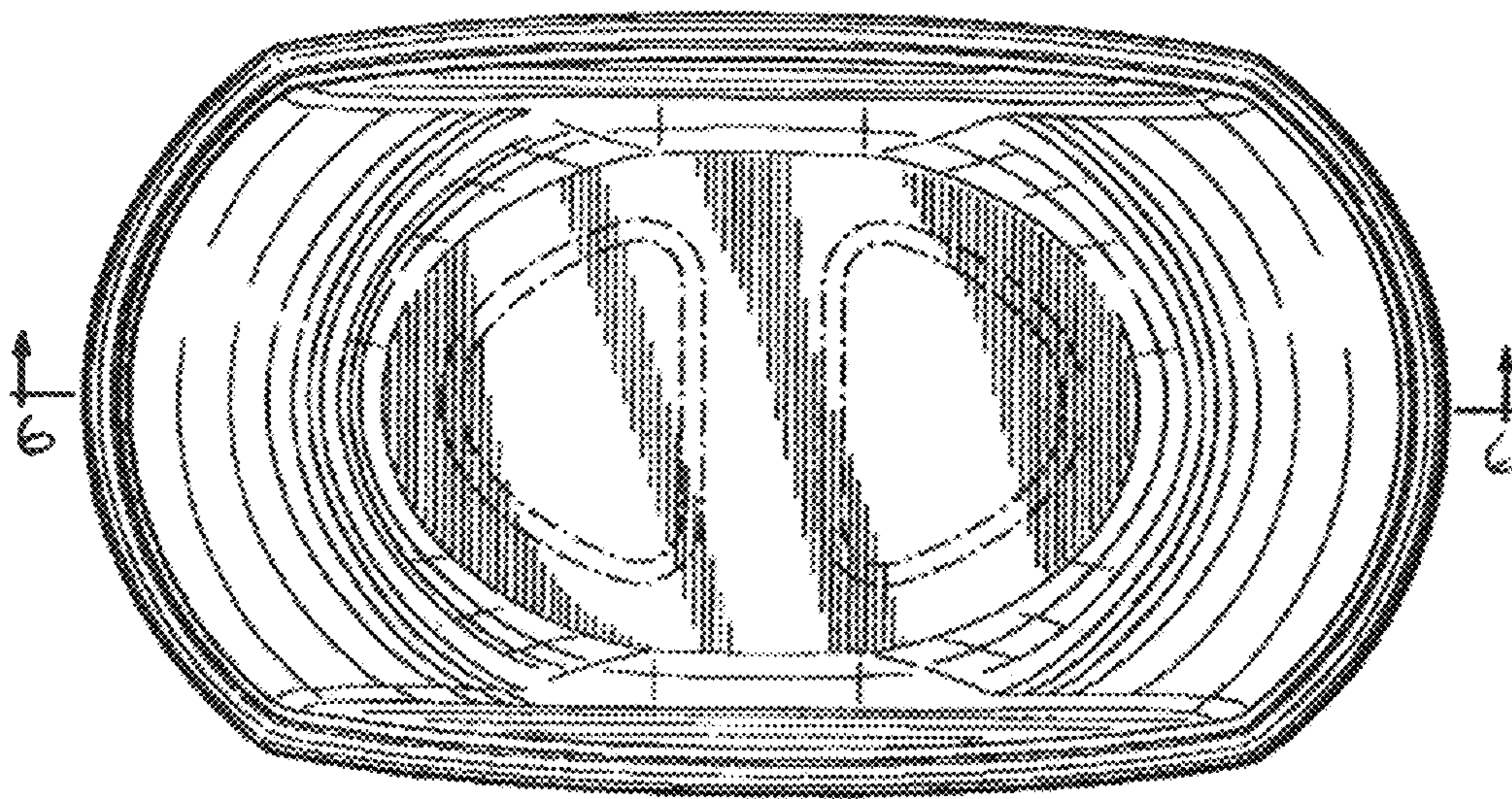


FIG. 4

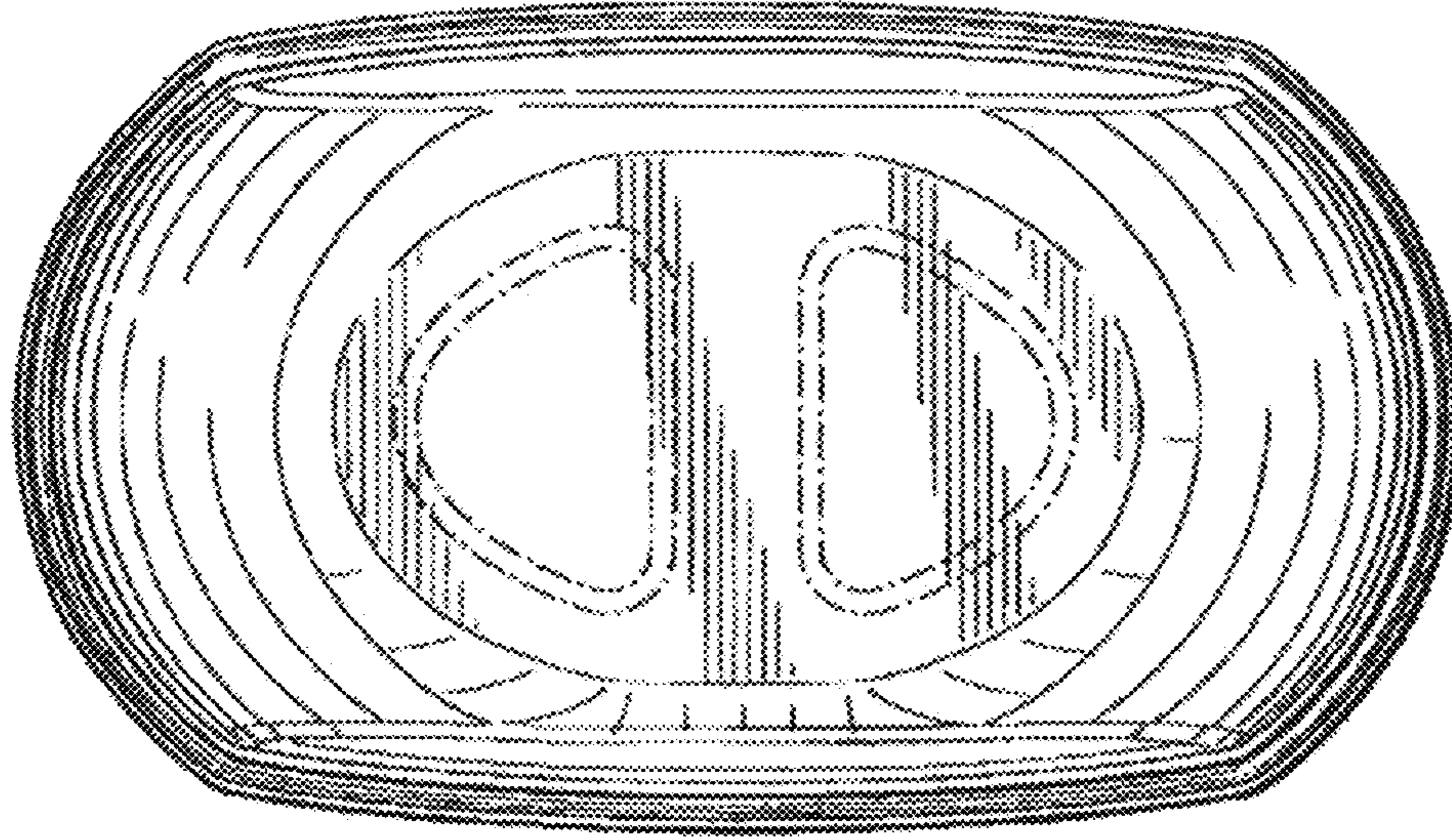


FIG. 5

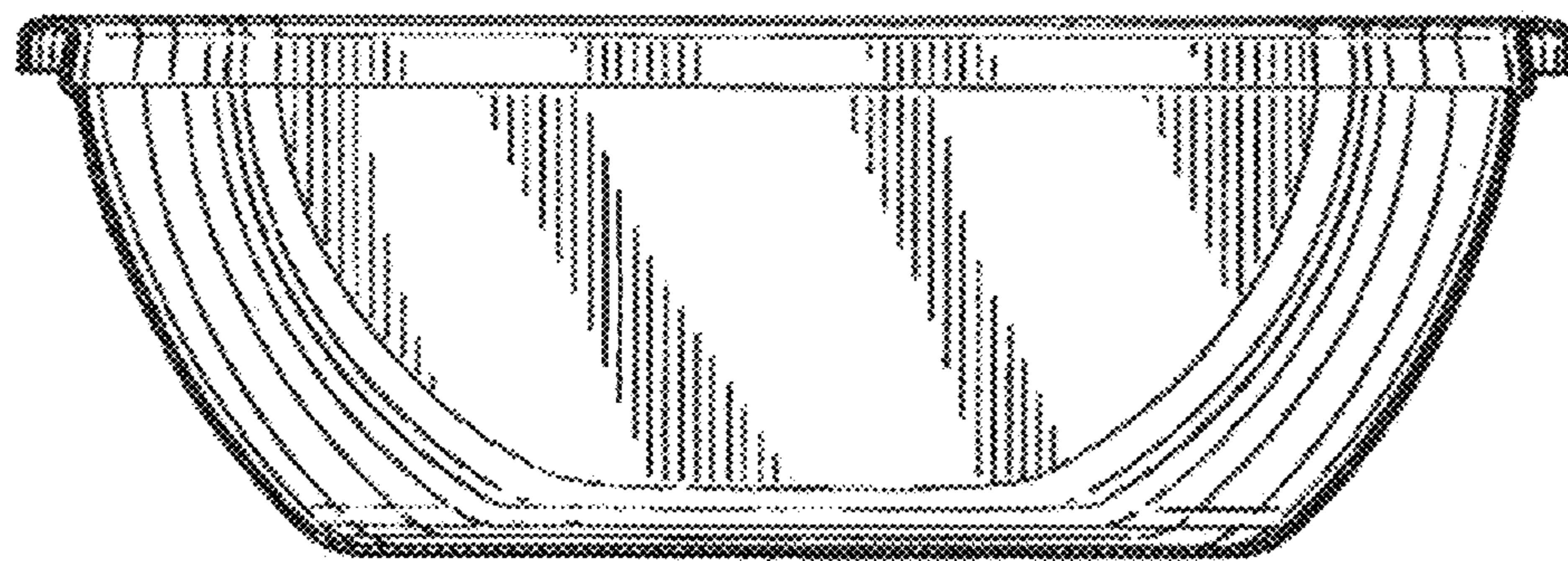


FIG. 6