



US00D824222S

(12) **United States Design Patent** (10) **Patent No.:** **US D824,222 S**  
**Michel** (45) **Date of Patent:** **\*\* Jul. 31, 2018**

(54) **UTENSIL FOR A WHISK**  
(71) Applicant: **Matthew Justin Michel**, Los Angeles, CA (US)  
(72) Inventor: **Matthew Justin Michel**, Los Angeles, CA (US)  
(\*\*) Term: **15 Years**  
(21) Appl. No.: **29/612,802**  
(22) Filed: **Aug. 4, 2017**  
(51) **LOC (11) Cl.** ..... **07-04**  
(52) **U.S. Cl.**  
USPC ..... **D7/669**  
(58) **Field of Classification Search**  
USPC ..... D7/392.1, 393, 396.1, 407, 412, 669, D7/675, 698; D30/133; D11/143  
CPC ..... A47J 43/1093; A47J 43/28; A47J 43/288  
See application file for complete search history.

D799,889 S \* 10/2017 McClory ..... D7/375  
D799,890 S \* 10/2017 McClory ..... D7/375  
D806,893 S \* 1/2018 Finley ..... D24/231  
D808,708 S \* 1/2018 Joseph ..... D7/357  
2013/0068250 A1\* 3/2013 Michel ..... B08B 1/006  
134/6

**OTHER PUBLICATIONS**

Whisk Wiper: Whisking Made Easy . Online, published date unknown. Retrieved on Apr. 22, 2018 from URL: <https://www.kickstarter.com/projects/2086970389/whisk-wiper-whisking-made-easy>.\*

\* cited by examiner

*Primary Examiner* — Karen S Acker  
*Assistant Examiner* — Omeed Agilee

(57) **CLAIM**

The ornamental design for a utensil for a whisk, as shown and described.

(56) **References Cited**

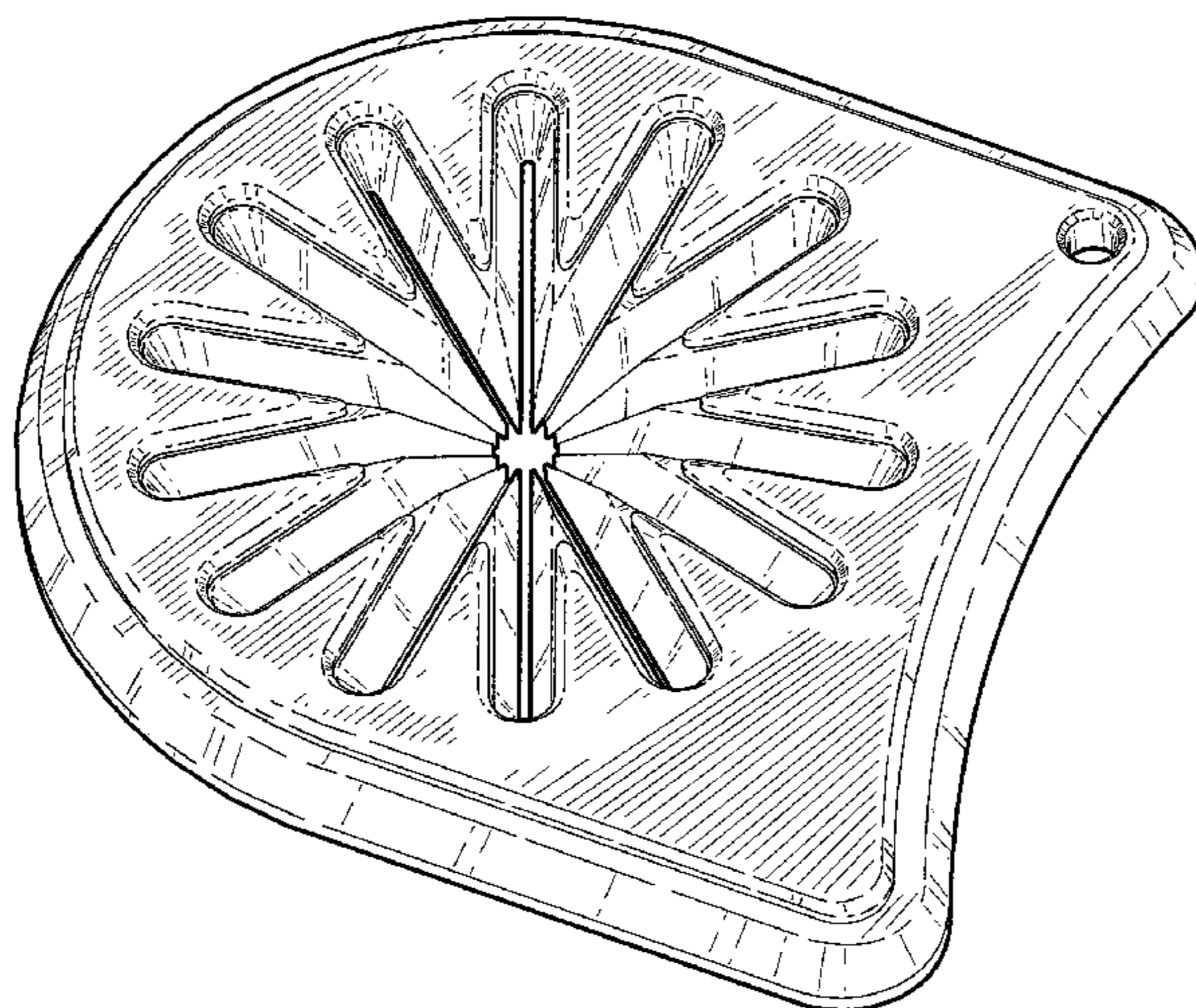
**U.S. PATENT DOCUMENTS**

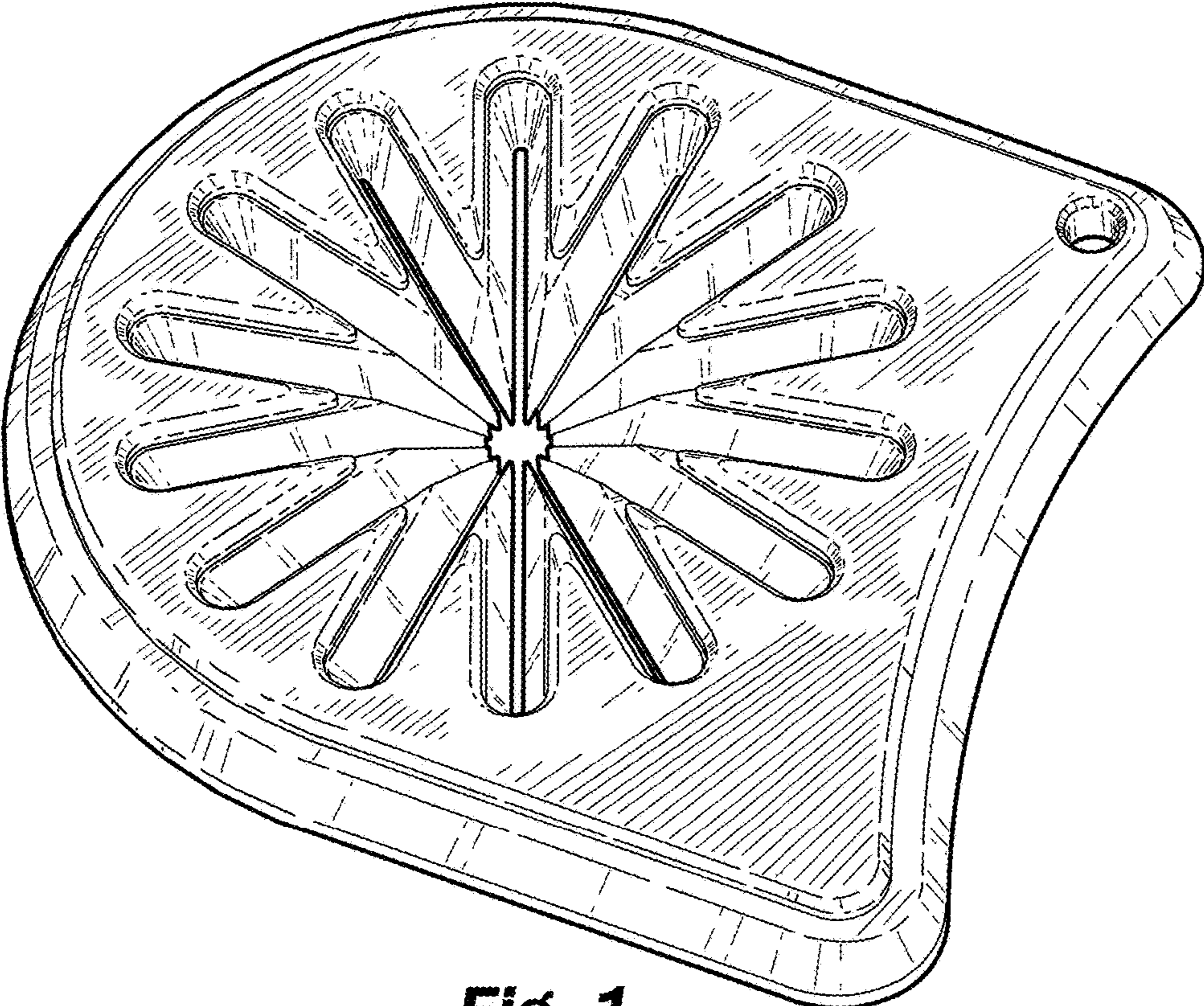
D8,340 S \* 5/1875 Jones ..... D11/143  
D307,231 S \* 4/1990 Ciaccio ..... D7/354  
D321,332 S \* 11/1991 Weder ..... D11/143  
5,441,166 A \* 8/1995 Lucas, Jr. .... B65D 43/0212  
220/782  
D370,870 S \* 6/1996 Weder ..... D11/143  
D440,490 S \* 4/2001 Lizzio ..... D9/428  
D562,134 S \* 2/2008 Studee ..... D9/452  
D579,712 S \* 11/2008 Simon ..... D7/359  
8,307,491 B1 \* 11/2012 Michel ..... B01F 13/002  
15/210.1  
D684,423 S \* 6/2013 Dobert ..... D7/402  
D696,548 S \* 12/2013 Weskamp ..... D7/354  
D708,916 S \* 7/2014 Lee ..... D7/669  
D727,091 S \* 4/2015 Mok ..... D7/669  
D733,775 S \* 7/2015 Hoglund ..... D15/126  
D741,169 S \* 10/2015 Lutz ..... D9/429  
D787,041 S \* 5/2017 Lah ..... D23/415  
D799,888 S \* 10/2017 McClory ..... D7/375

**DESCRIPTION**

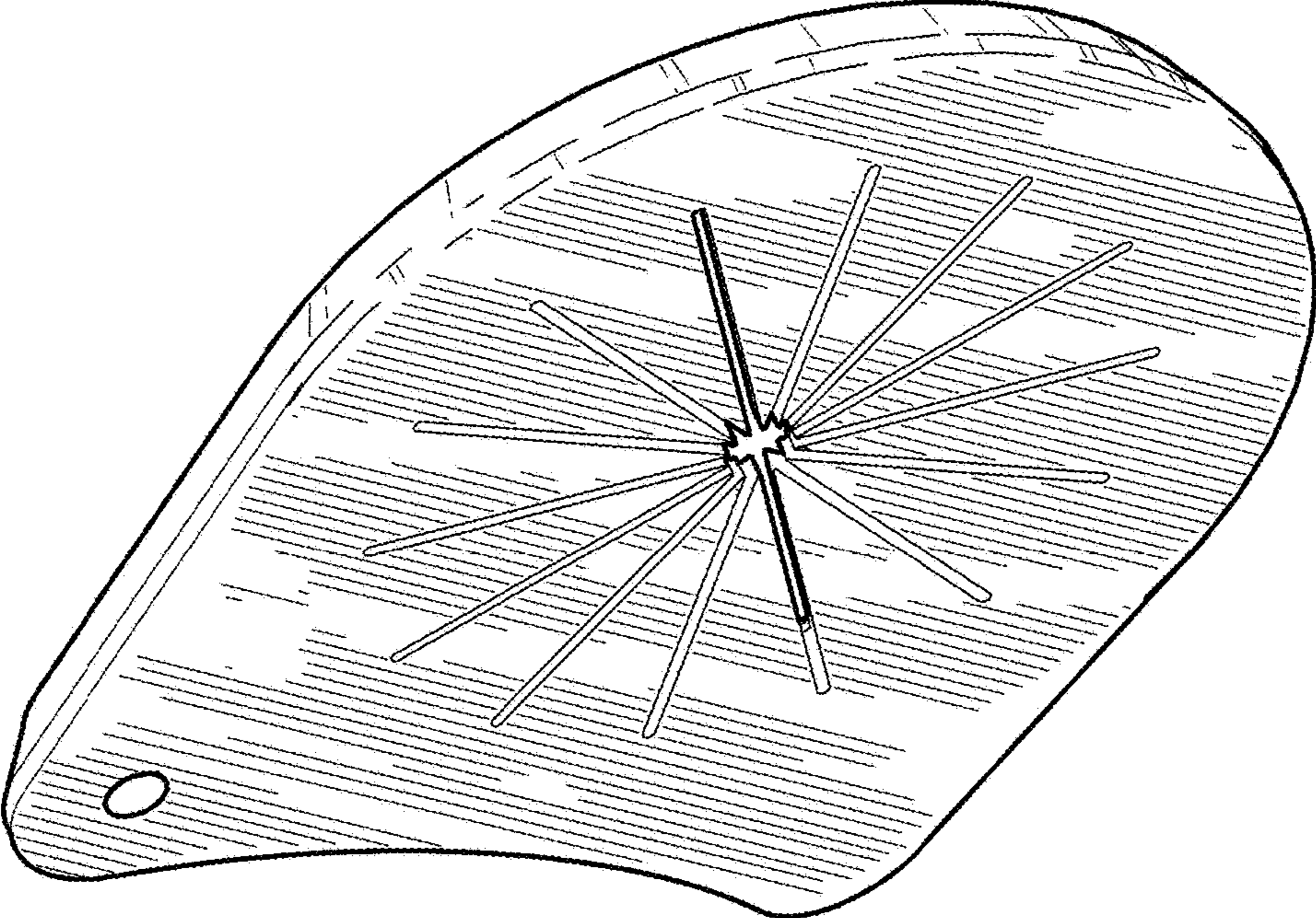
FIG. 1 is a front, top, and side view of the utensil for a whisk, showing my new design;  
FIG. 2 is a rear, bottom and side view of the utensil for a whisk illustrated in FIG. 1;  
FIG. 3 is a top view of the utensil for a whisk illustrated in FIG. 1;  
FIG. 4 is a side view of the utensil for a whisk illustrated in FIG. 1, the opposite side of the utensil for a whisk is a mirror image of that which is illustrated in FIG. 4;  
FIG. 5 is a bottom view of the utensil for a whisk illustrated in FIG. 1;  
FIG. 6 is a rear view of the utensil for a whisk illustrated in FIG. 1; and,  
FIG. 7 is a front view of the utensil for a whisk illustrated in FIG. 1.

**1 Claim, 3 Drawing Sheets**

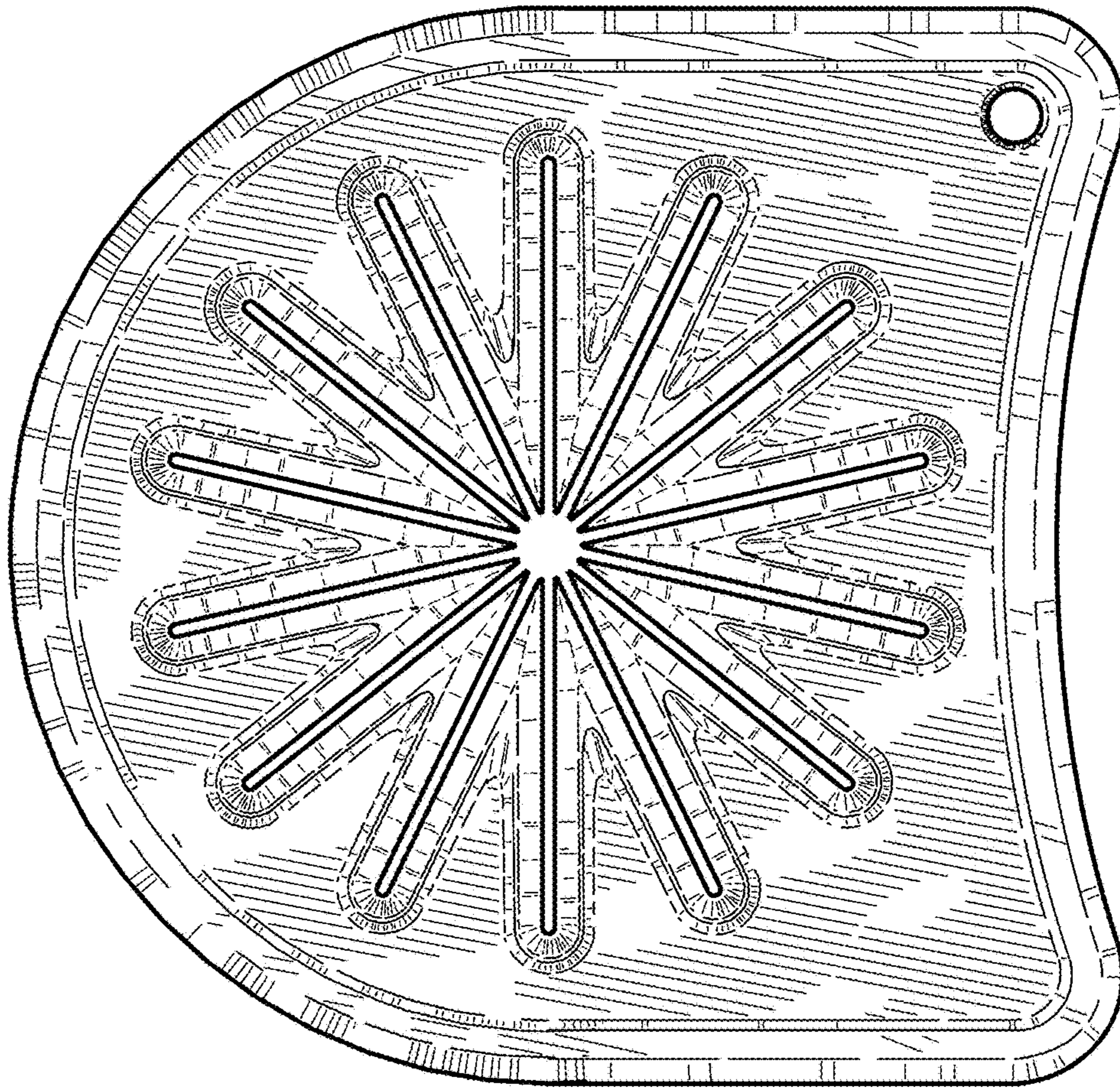




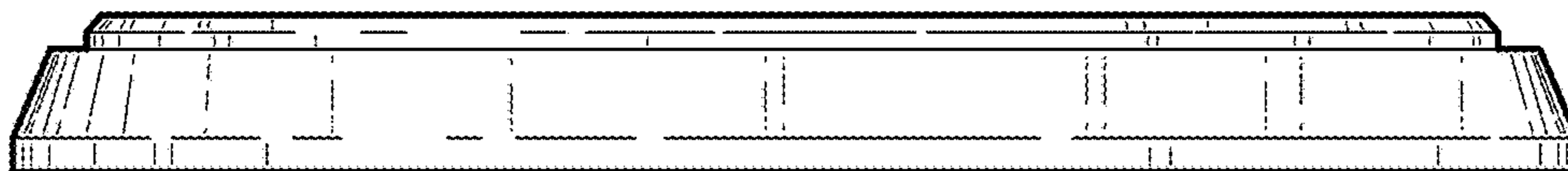
**Fig. 1**



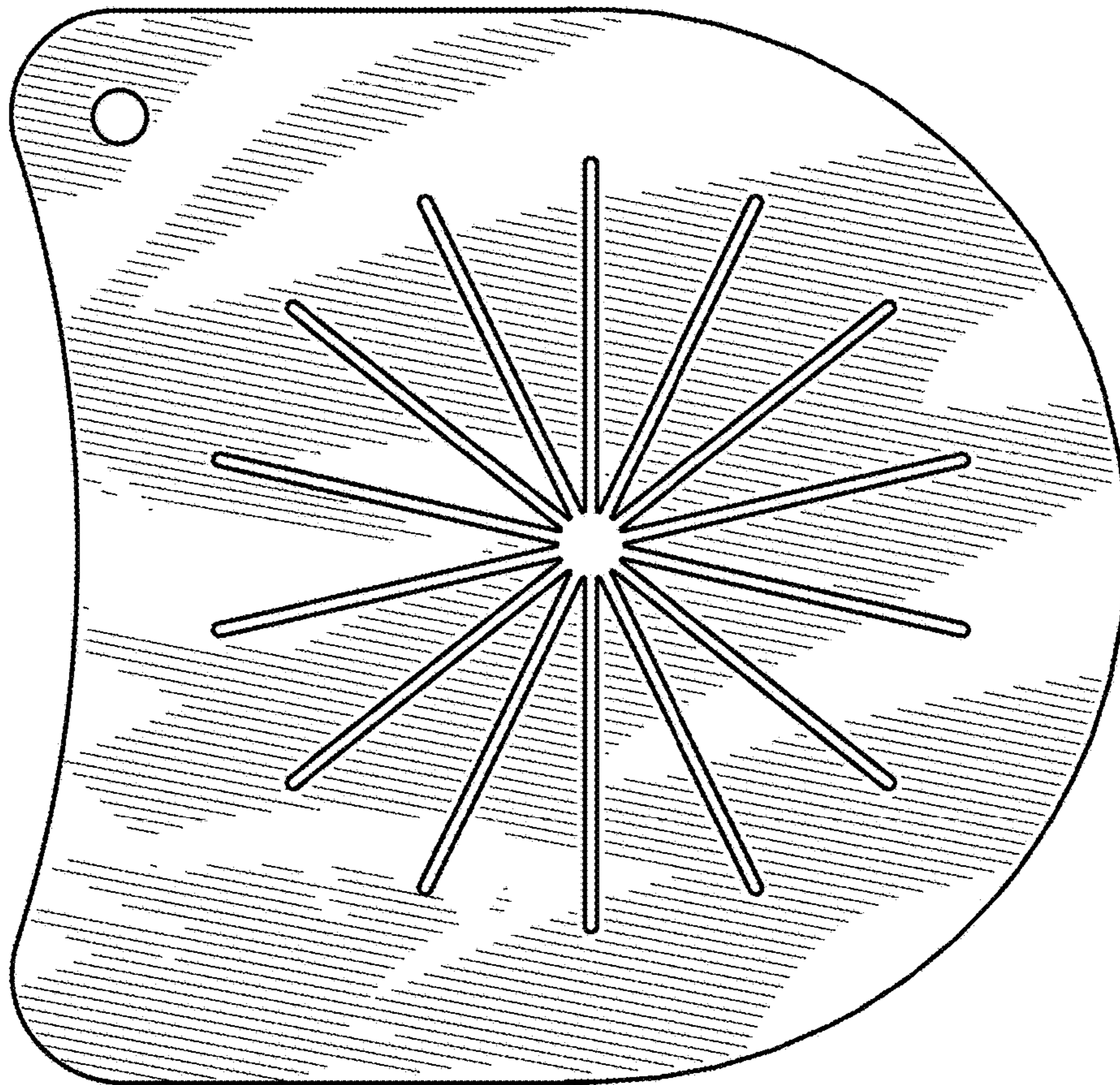
**Fig. 2**




**Fig. 3**



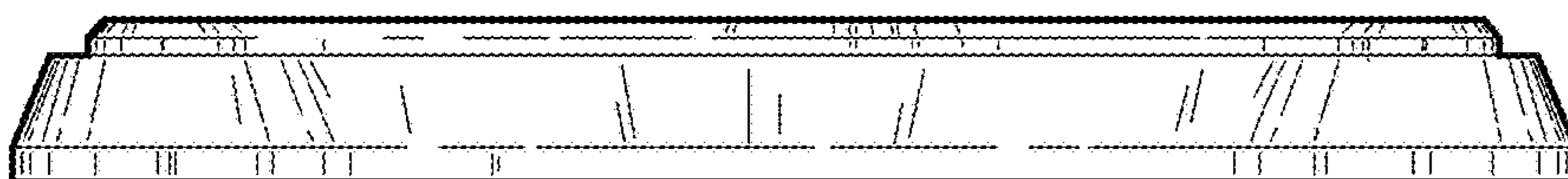
**Fig. 4**



**Fig. 5**



**Fig. 6**



**Fig. 7**