



US00D824220S

(12) **United States Design Patent** (10) **Patent No.:** **US D824,220 S**
McConnell et al. (45) **Date of Patent:** **** Jul. 31, 2018**

(54) **CUTLERY BLOCK**

FOREIGN PATENT DOCUMENTS

(71) Applicant: **WHIRLPOOL CORPORATION**,
Benton Harbor, MI (US)

DE 29910552 U1 10/1999
KR 20110006563 U 6/2011

(Continued)

(72) Inventors: **John W. McConnell**, St. Joseph, MI
(US); **Anne Wessel**, St. Joseph, MI
(US)

OTHER PUBLICATIONS

(73) Assignee: **Whirlpool Corporation**, Benton
Harbor, MI (US)

Emeril Lagasse Cutlery Block Set, announced Sep. 2012, [online],
site visited Mar. 31, 2016. Available from Internet, <URL: <http://www.tasteasyougo.com>> (3 pages).

(Continued)

(**) Term: **15 Years**

Primary Examiner — Derrick E Holland

(21) Appl. No.: **29/596,949**

Assistant Examiner — Janice Julia Patyk

(22) Filed: **Mar. 13, 2017**

(74) *Attorney, Agent, or Firm* — Price Heneveld LLP

(51) **LOC (11) Cl.** **07-99**

(52) **U.S. Cl.**
USPC **D7/637**

(57) **CLAIM**

(58) **Field of Classification Search**
USPC D7/637-641; 30/298.4; 211/60.1, 70.6,
211/70.7; 248/37.3, 37.6
CPC A47B 88/20; A47F 7/00; A47G 21/00;
A47G 21/14; B26B 3/00
See application file for complete search history.

We claim the ornamental design for a cutlery block, as
shown and described.

DESCRIPTION

(56) **References Cited**


U.S. PATENT DOCUMENTS

D23,144 S *	3/1894	Johnson	D9/452
D104,380 S	5/1937	Poglein		
2,430,700 A	11/1947	Berman		
2,432,231 A *	12/1947	Elphee	B24D 15/081
				451/555
2,446,016 A *	7/1948	Lessin	A47G 21/14
				211/70
D212,753 S *	11/1968	Tughan	D23/369
D247,735 S	4/1978	Gangelhoff		
D271,171 S	11/1983	Kinkade		
4,509,651 A	4/1985	Prindle		
D280,321 S	8/1985	Rumble		
4,866,845 A	9/1989	McEvily		

(Continued)

FIG. 1 is a top perspective view of a cutlery block of the
present disclosure;
FIG. 2 is a first side elevational view of the cutlery block of
FIG. 1;
FIG. 3 is a second side elevational view of the cutlery block
of FIG. 1;
FIG. 4 is a third side elevational view of the cutlery block
of FIG. 1;
FIG. 5 is a fourth side elevational view of the cutlery block
of FIG. 1;
FIG. 6 is a top plan view of the cutlery block of FIG. 1; and,
FIG. 7 is a bottom plan view of the cutlery block of FIG. 1.
The broken lines depict portions of the article that form no
part of the claimed design.

1 Claim, 7 Drawing Sheets



(56)

References Cited

U.S. PATENT DOCUMENTS

5,245,756 A 9/1993 Howell
D376,129 S 12/1996 Muller et al.
D421,879 S 3/2000 Miller et al.
D422,850 S 4/2000 Ancona et al.
D426,139 S 6/2000 Christoffel et al.
D434,615 S 12/2000 Chien
D440,124 S 4/2001 Weng
6,371,312 B1 4/2002 Tsuchida
D462,056 S 8/2002 Chung
D471,072 S 3/2003 Gordner
D478,787 S 8/2003 Logiudice et al.
6,619,487 B2 9/2003 Stuchlik, III
D483,624 S 12/2003 Bradshaw
D488,980 S 4/2004 Bradshaw
6,854,186 B2 2/2005 Basden
D516,878 S 3/2006 Molayem
7,637,803 B2 12/2009 Welch
D636,336 S 4/2011 Clark

8,590,427 B2 11/2013 Murphy et al.
8,721,403 B2 5/2014 Welch
8,905,825 B2 12/2014 Huff
2004/0148787 A1 8/2004 Rosenberg et al.
2004/0181948 A1 9/2004 Basden et al.
2012/0266468 A1 10/2012 Murphy et al.
2013/0306500 A1 11/2013 Barber et al.

FOREIGN PATENT DOCUMENTS

WO 02092288 A2 11/2002
WO 2010040424 A1 4/2010

OTHER PUBLICATIONS

Wiltshire Trinity Knife Block, announced Dec. 2012, [online], site visited Mar. 31, 2016. Available from Internet, <URL: <http://www.jansberndes-nonstick-milestons.blogspot.com>> (5 pages).

* cited by examiner

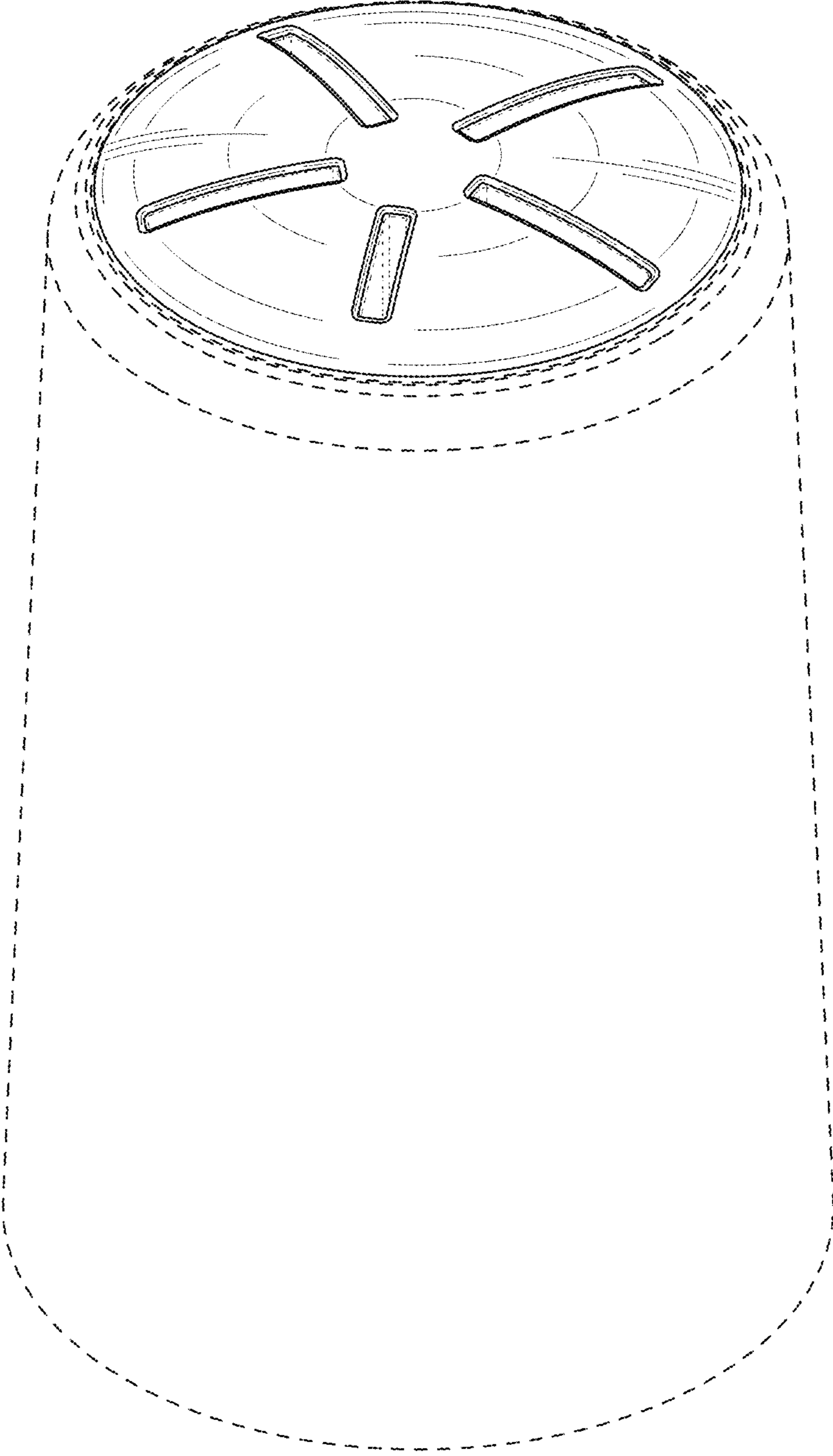


FIG. 1




FIG. 2




FIG. 3




FIG. 4




FIG. 5

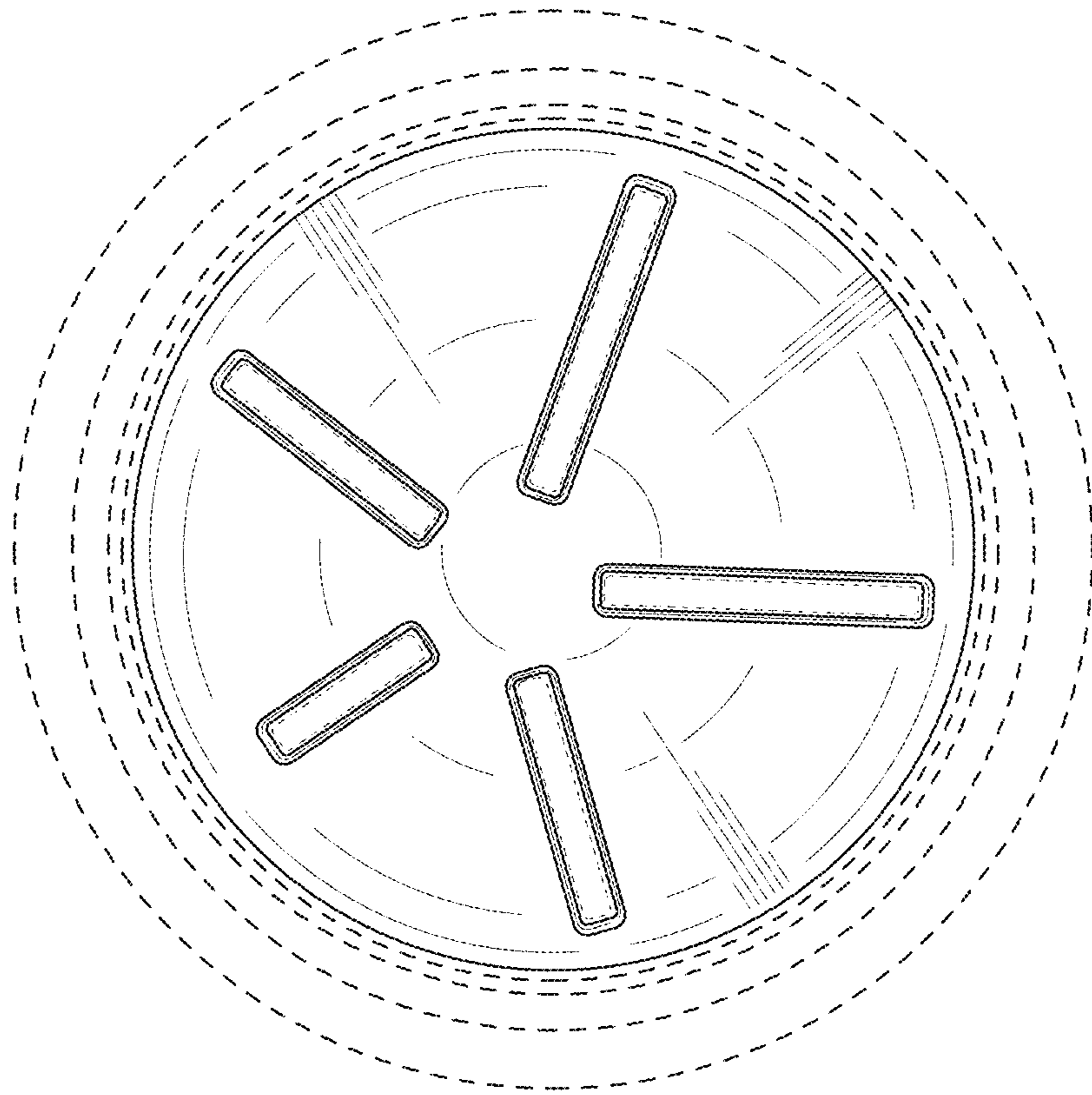


FIG. 6




FIG. 7