

US00D824198S

(12) **United States Design Patent**
Kang et al.

(10) **Patent No.:** **US D824,198 S**
(45) **Date of Patent:** **** Jul. 31, 2018**

(54) **COOK TOP**
(71) Applicant: **SAMSUNG ELECTRONICS CO., LTD.**, Suwon-si, Gyeonggi-do (KR)
(72) Inventors: **Jichang Kang**, Seoul (KR); **Jaejun Kim**, Seoul (KR); **Hyeongju Seo**, Seoul (KR); **Jongsu Jeon**, Seongnam-si (KR); **Hwanwoong Choi**, Seoul (KR)

D682,614 S * 5/2013 Loyd D7/406
D706,577 S * 6/2014 Funnell, II D7/354
D722,817 S * 2/2015 Pionek D7/406
D752,386 S * 3/2016 Pionek D7/406
D767,326 S * 9/2016 Shoemaker D7/339
9,545,172 B2 * 1/2017 Davis A47J 37/048
2006/0003279 A1 * 1/2006 Best A47J 37/0676
431/328
2008/0078054 A1 * 4/2008 Huang B60K 37/06
16/221

(Continued)

(73) Assignee: **SAMSUNG ELECTRONICS CO., LTD.**, Gyeonggi-Do (KR)

FOREIGN PATENT DOCUMENTS

(**) Term: **15 Years**
(21) Appl. No.: **29/606,733**
(22) Filed: **Jun. 7, 2017**

EM 000078555-0003 2/2004
EM 001693623-0002 4/2010

Primary Examiner — Freda S Nunn
(74) *Attorney, Agent, or Firm* — Cantor Colburn LLP

(30) **Foreign Application Priority Data**

Dec. 26, 2016 (KR) 30-2016-0063365

(51) **LOC (11) Cl.** **07-02**

(52) **U.S. Cl.**
USPC **D7/346**

(58) **Field of Classification Search**
USPC D7/323, 339–341.344, 346–349, 352,
D7/362, 363, 402, 405–409; D8/311,
D8/312; 99/324, 325, 330–339, 342, 403
See application file for complete search history.

(57) **CLAIM**

The ornamental design for a cook top, as shown and described.

DESCRIPTION

FIG. 1 is a front perspective view of a cook top showing our new design;
FIG. 2 is a front view thereof;
FIG. 3 is a rear view thereof;
FIG. 4 is a left-side view thereof;
FIG. 5 is a right-side view thereof;
FIG. 6 is a top view thereof;
FIG. 7 is a bottom view thereof; and,
FIG. 8 is an enlarged view of the encircled portion '8' in FIG. 5.

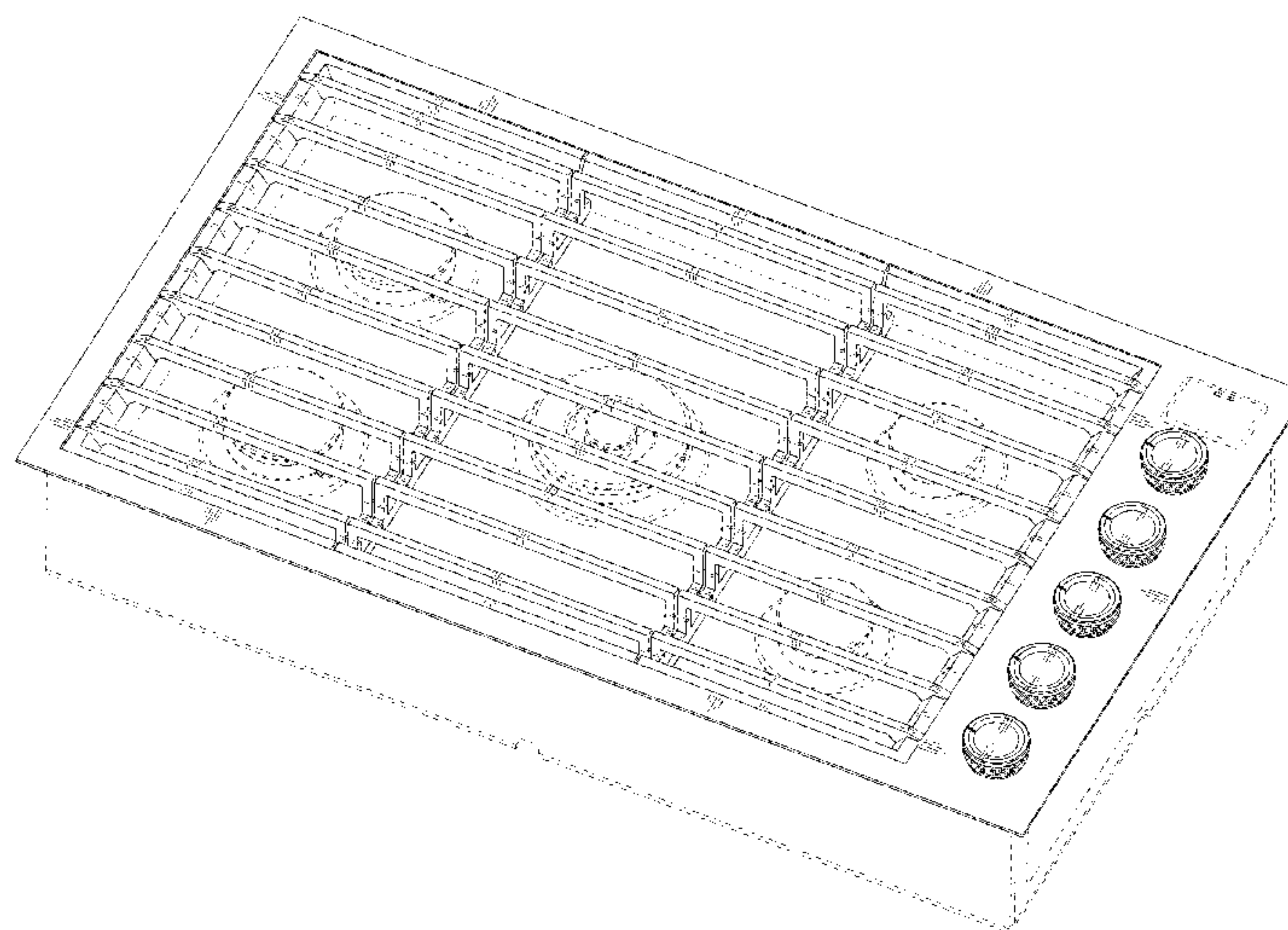
The broken lines illustrating portions of the cook top form no part of the claimed design. The long-dash, short-dash, short-dash broken lines encircling portions of the claimed design in FIG. 5 and that are illustrated as an enlargement in FIG. 8 form no part of the claimed design.

(56) **References Cited**

U.S. PATENT DOCUMENTS

D303,604 S * 9/1989 Beach D7/346
4,936,202 A * 6/1990 Lin A47J 37/067
99/425
D364,995 S * 12/1995 Koziol D7/409
D378,885 S * 4/1997 Sparks D7/408
D502,632 S 3/2005 Becker et al.
D580,211 S * 11/2008 Erikson D7/346
D655,804 S * 3/2012 Platt D23/365

1 Claim, 6 Drawing Sheets



(56)

References Cited

U.S. PATENT DOCUMENTS

2008/0289940 A1* 11/2008 Kim D06F 39/005
200/336
2009/0173332 A1* 7/2009 Lott A47J 37/067
126/153
2011/0132205 A1* 6/2011 Brown A47J 37/0694
99/450

* cited by examiner

FIG. 1

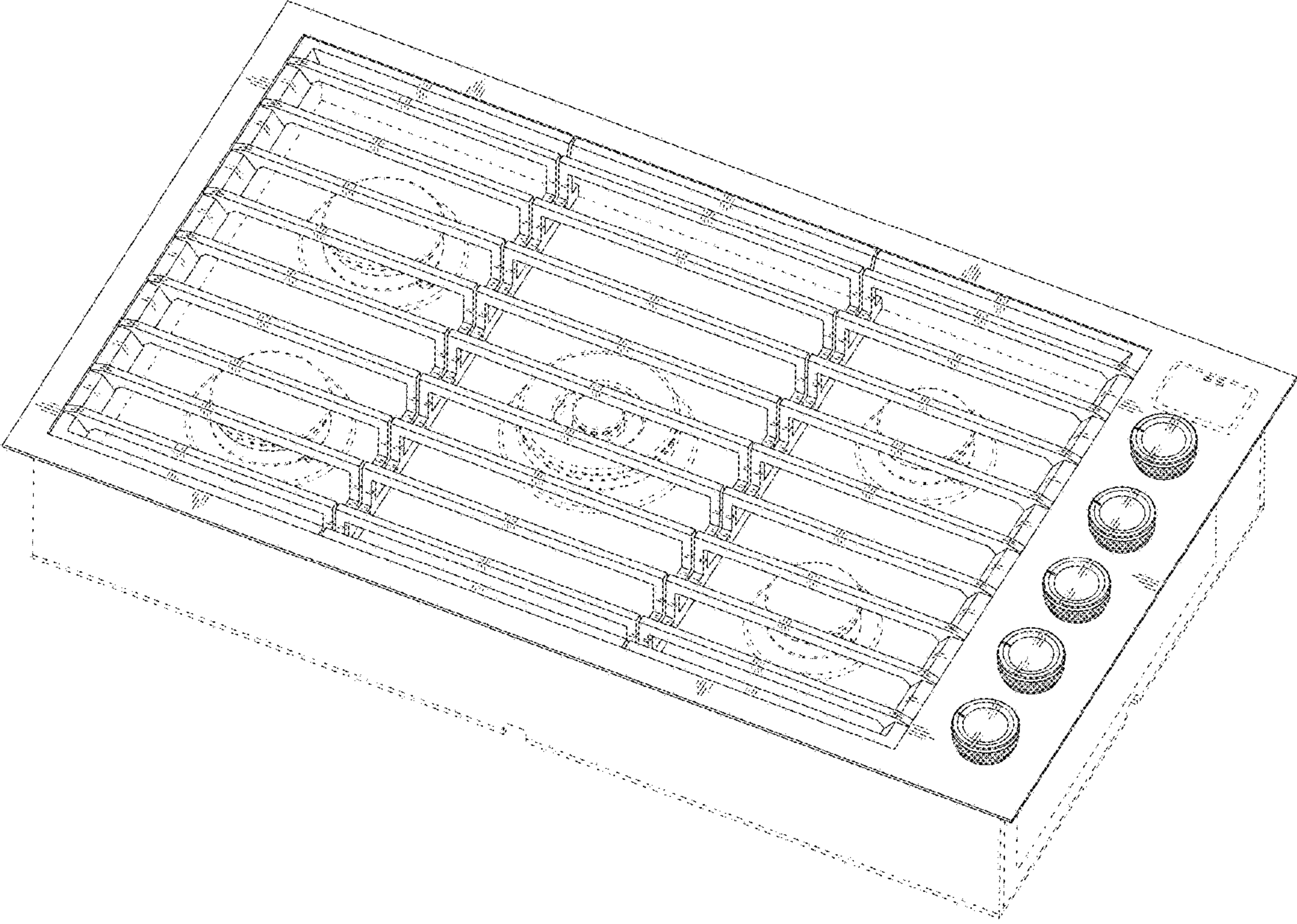


FIG. 2




FIG. 3

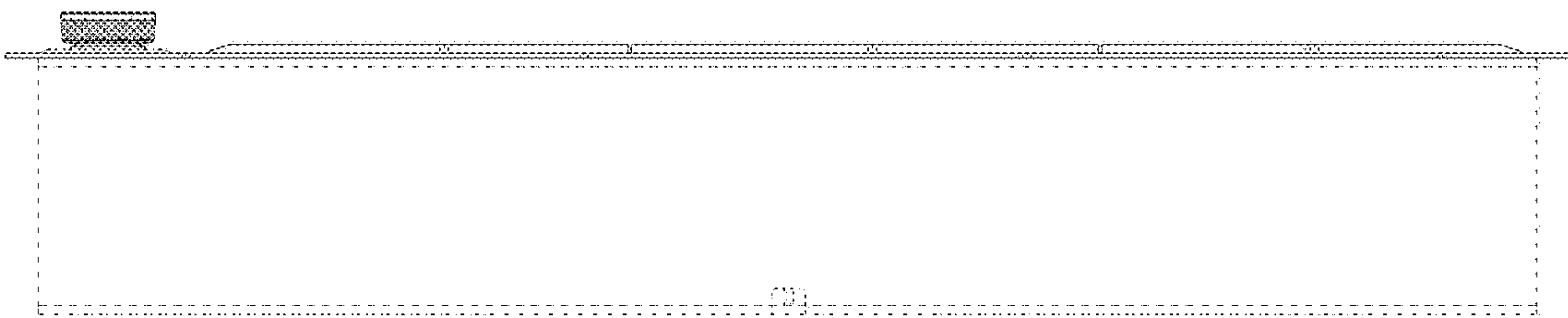


FIG. 4

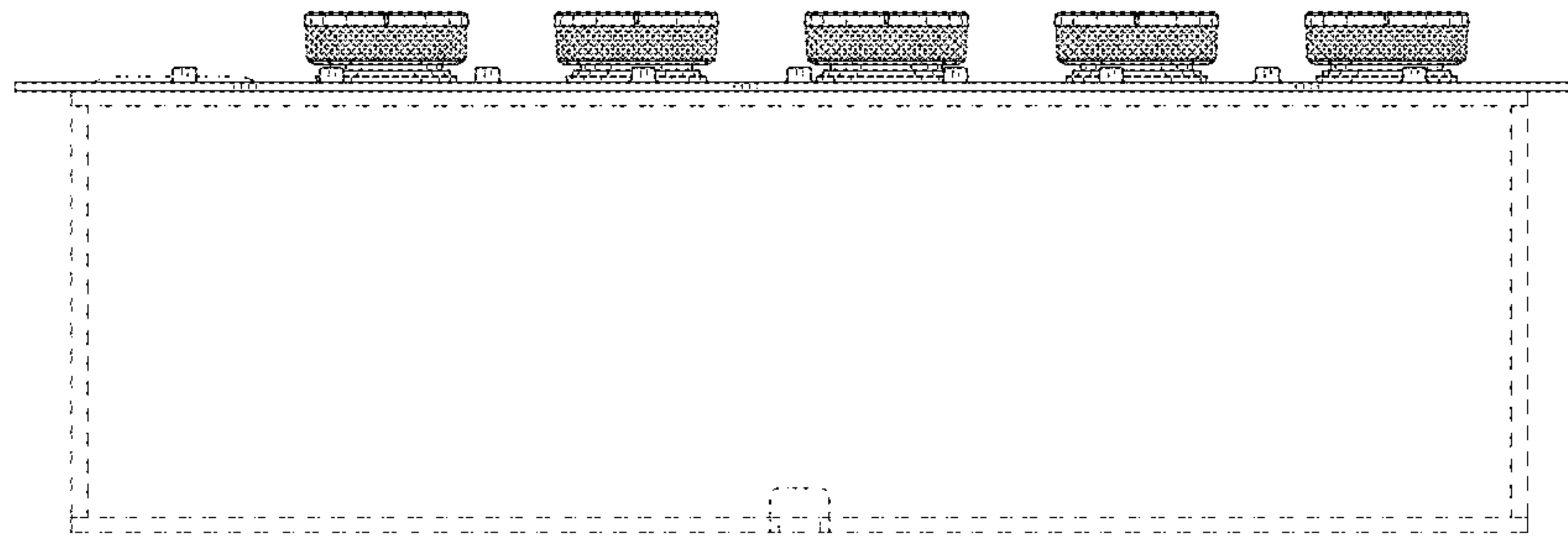


FIG. 5

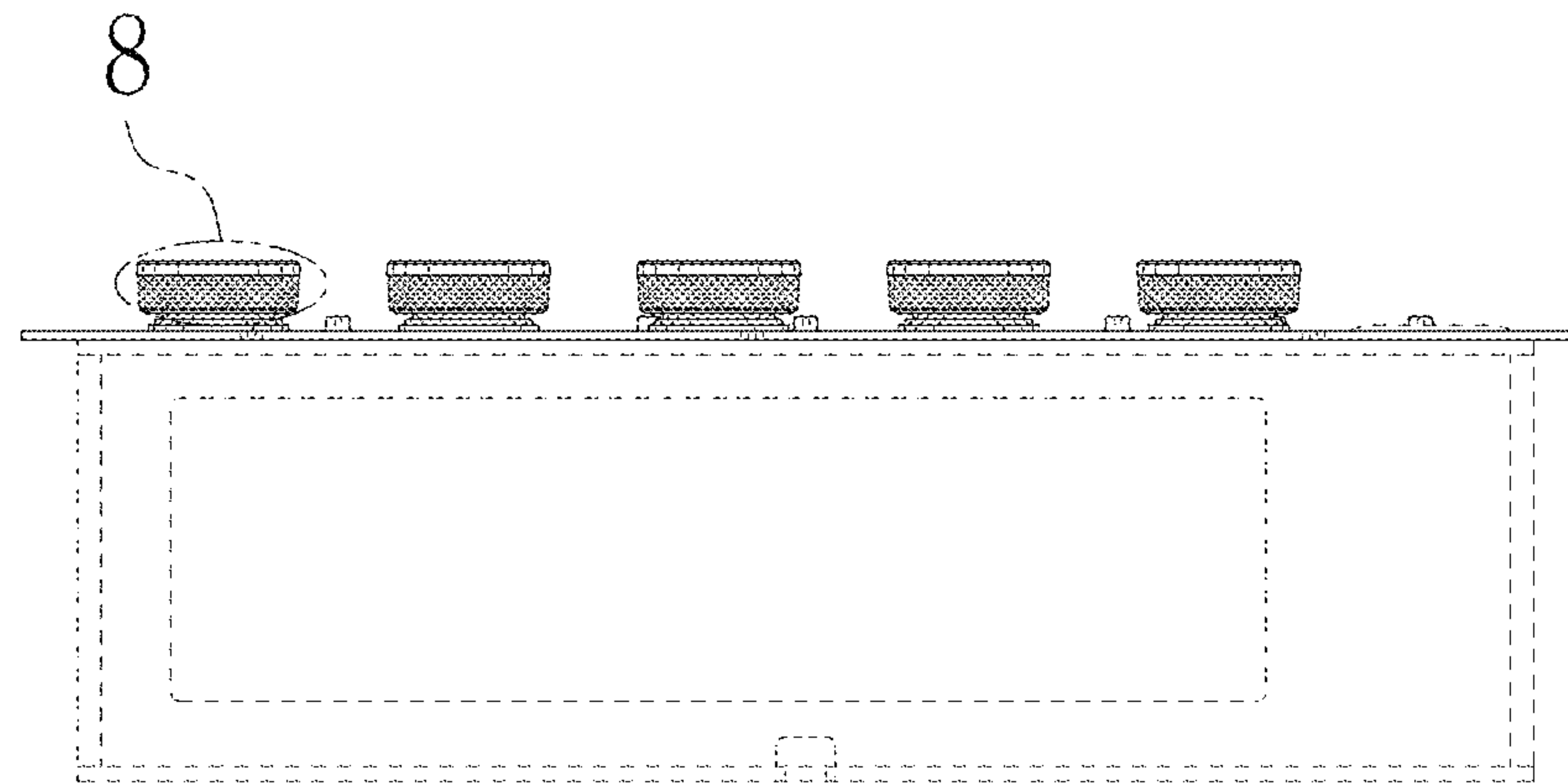


FIG. 6

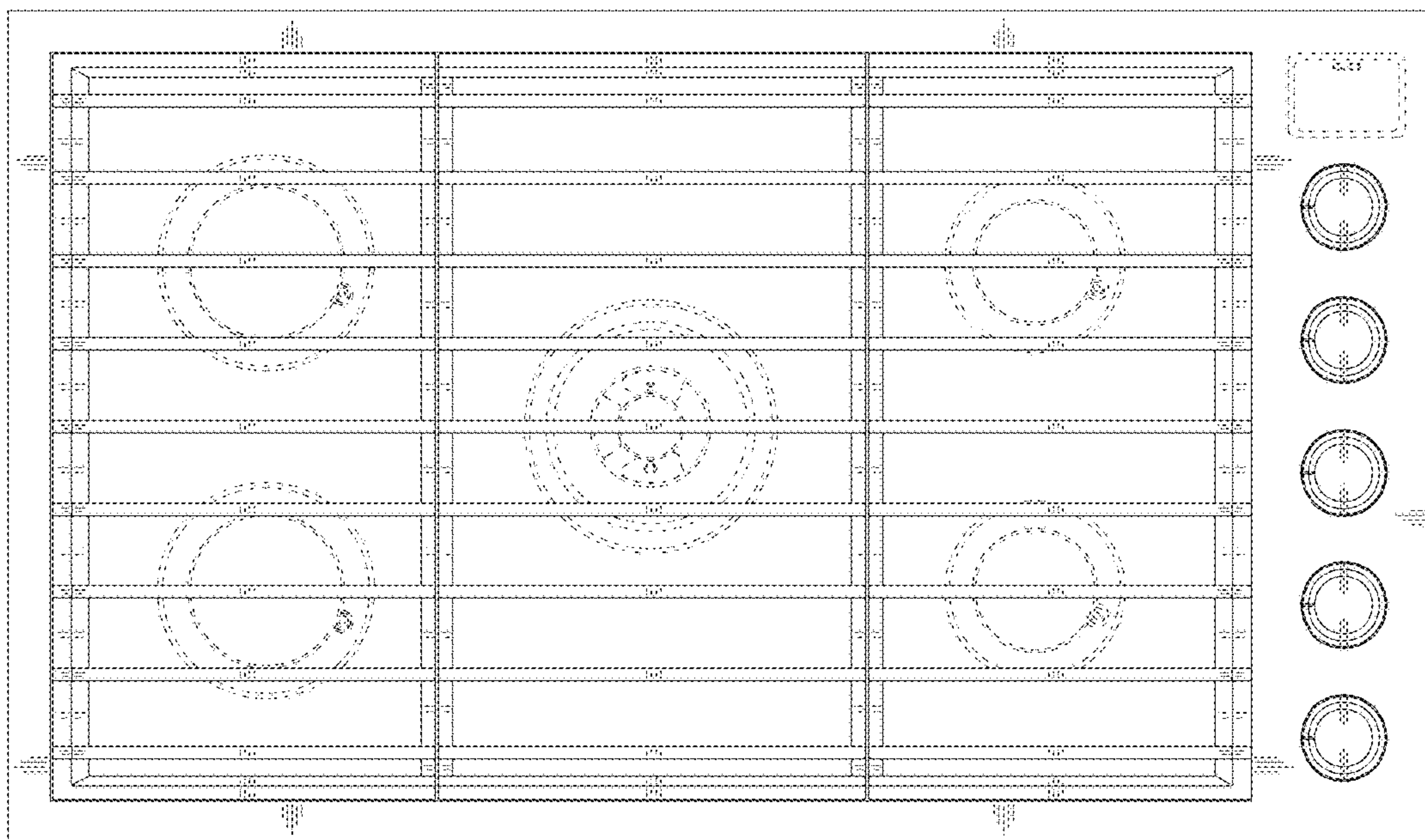


FIG. 7




FIG. 8

