



US00D824193S

(12) **United States Design Patent**  
**Poulton**

(10) **Patent No.:** **US D824,193 S**

(45) **Date of Patent:** **\*\* Jul. 31, 2018**

- (54) **STORAGE DEVICE**
- (71) Applicant: **Seagate Technology LLC**, Cupertino, CA (US)
- (72) Inventor: **Neil Poulton**, Paris (FR)
- (73) Assignee: **Seagate Technology LLC**, Cupertino, CA (US)
- (\*\*) Term: **15 Years**
- (21) Appl. No.: **29/599,253**
- (22) Filed: **Mar. 31, 2017**
- (51) **LOC (11) Cl.** ..... **06-04**
- (52) **U.S. Cl.**  
USPC ..... **D6/663**
- (58) **Field of Classification Search**  
USPC ..... D23/317, 330, 351, 354, 355, 395;  
D32/2; D6/657, 662, 662.1, 663, 669,  
D6/671, 671.1, 671.2  
CPC ..... A47B 87/02; A47B 87/0292; A47B 46/00;  
A47B 61/00; A47B 67/04; A47B 88/90;  
A61C 19/02; F25D 25/025  
See application file for complete search history.

- 3,880,292 A \* 4/1975 Kitchen ..... A47F 5/01  
211/112
- D270,409 S \* 9/1983 Hannah ..... D6/671.1
- D288,751 S \* 3/1987 Fuss ..... D6/671.1
- D288,752 S \* 3/1987 Fuss ..... D6/671.1
- D288,753 S \* 3/1987 Fuss ..... D6/671.1

(Continued)

*Primary Examiner* — Kevin K Rudzinski  
*Assistant Examiner* — Paul D Bohannon  
 (74) *Attorney, Agent, or Firm* — Meuting, Raasch & Gebhardt, P.A.

(57) **CLAIM**

The ornamental design for a storage device, as shown and described.

**DESCRIPTION**


FIG. 1 is a front right perspective view of a storage device in accordance with an embodiment of the claimed design; FIG. 2 is a front elevation view of the design of FIG. 1; FIG. 3 is a right side elevation view of the design of FIG. 1; FIG. 4 is a left side elevation view of the design of FIG. 1; FIG. 5 is a top plan view of the design of FIG. 1; FIG. 6 is a front right perspective view of a storage device in accordance with another embodiment of the claimed design; FIG. 7 is a front elevation view of the design of FIG. 6; FIG. 8 is a right side elevation view of the design of FIG. 6; FIG. 9 is a left side elevation view of the design of FIG. 6; and, FIG. 10 is a top plan view of the design of FIG. 6. The rear elevation views and bottom plan views of each of the embodiments illustrated are not shown and form no part of the claimed design. The dash-dash broken lines in the figures represent environment and form no part of the claimed design.

**1 Claim, 10 Drawing Sheets**

(56) **References Cited**

U.S. PATENT DOCUMENTS

- 129,688 A \* 7/1872 Smith ..... A47B 87/02  
312/107
- 460,252 A \* 9/1891 Lehmann ..... A47B 87/02  
217/13
- 1,047,931 A \* 12/1912 Gilmore ..... A47B 67/04  
211/182
- D101,781 S \* 11/1936 Krick ..... D6/671.1
- D102,424 S \* 12/1936 Gardiner ..... D28/61
- D151,964 S \* 12/1948 Buckner ..... D6/671.1
- D196,372 S \* 9/1963 Mager ..... D6/671.1
- 3,529,878 A \* 9/1970 Blowers ..... A47B 87/0292  
312/107



(56)

References Cited

U.S. PATENT DOCUMENTS

D288,754	S *	3/1987	Fuss .....	D6/671.1
D310,999	S *	10/1990	Nuttall .....	D14/311
5,246,105	A *	9/1993	Eykmann .....	A47B 67/04 206/63.5
D348,574	S *	7/1994	Brunner .....	D6/671.1
5,358,321	A *	10/1994	Leonardi .....	A47B 81/068 312/330.1
D361,430	S *	8/1995	Mohundro .....	D3/296
D501,736	S *	2/2005	Kirkpatrick .....	D6/671.1
D553,880	S *	10/2007	Lewis .....	D6/671.1
D632,507	S *	2/2011	Sweeney .....	D6/671
D665,596	S *	8/2012	Shawcross .....	D6/663
D693,606	S *	11/2013	Hertaus .....	D6/671.1
D701,403	S *	3/2014	Thompson .....	D6/671
D703,978	S *	5/2014	Suthmann .....	D6/669
D741,624	S *	10/2015	Freimuth .....	D6/671.1
D765,445	S *	9/2016	Persson .....	D6/671.1
D770,815	S *	11/2016	Jackson .....	D6/671.1
D784,736	S *	4/2017	Chen .....	D6/671.1
2005/0061021	A1 *	3/2005	Uihlein .....	F25D 23/021 62/441
2011/0031140	A1 *	2/2011	Clishem .....	A45C 3/004 206/289

\* cited by examiner


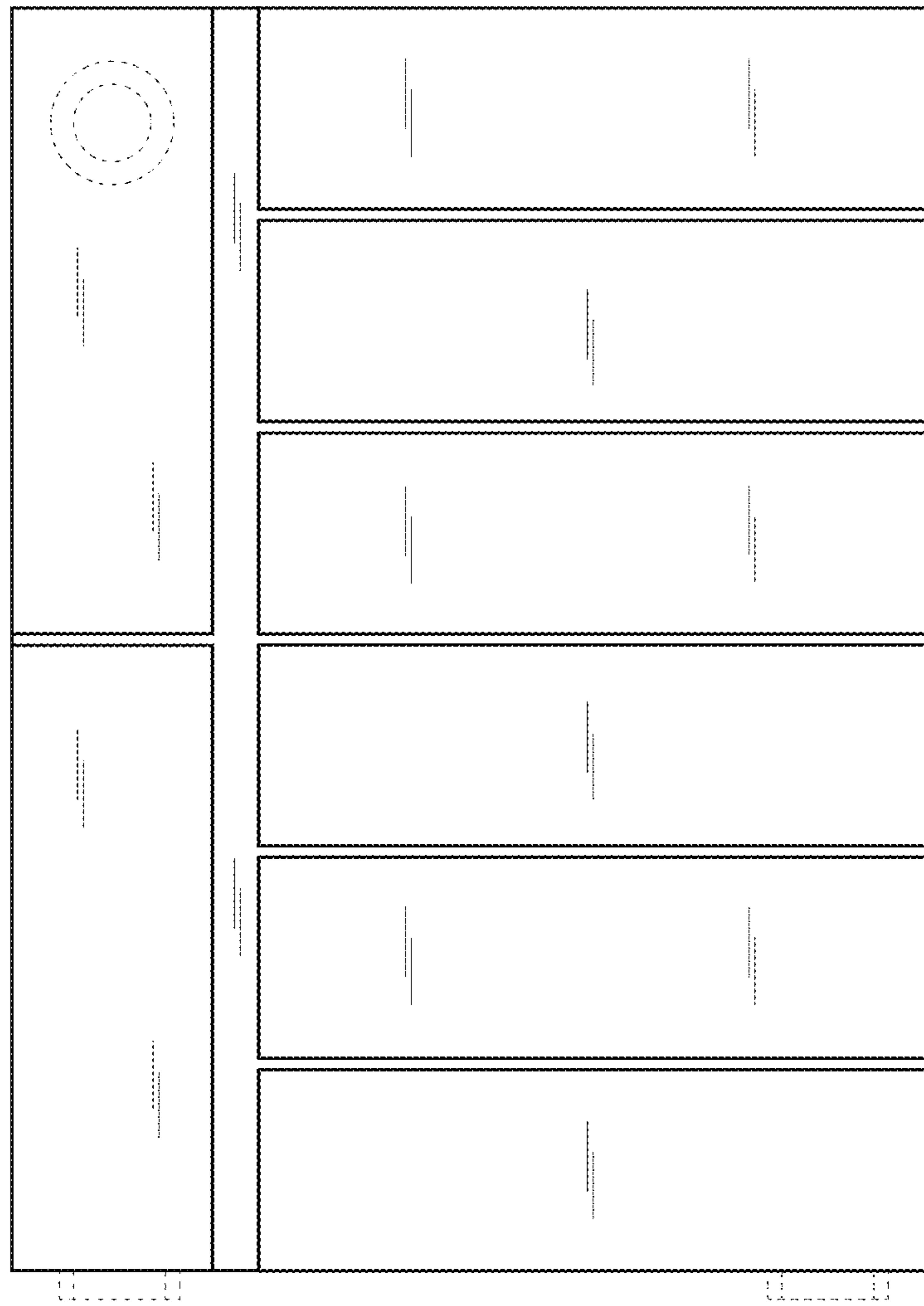



Fig. 1



**Fig. 2**



**Fig. 3**

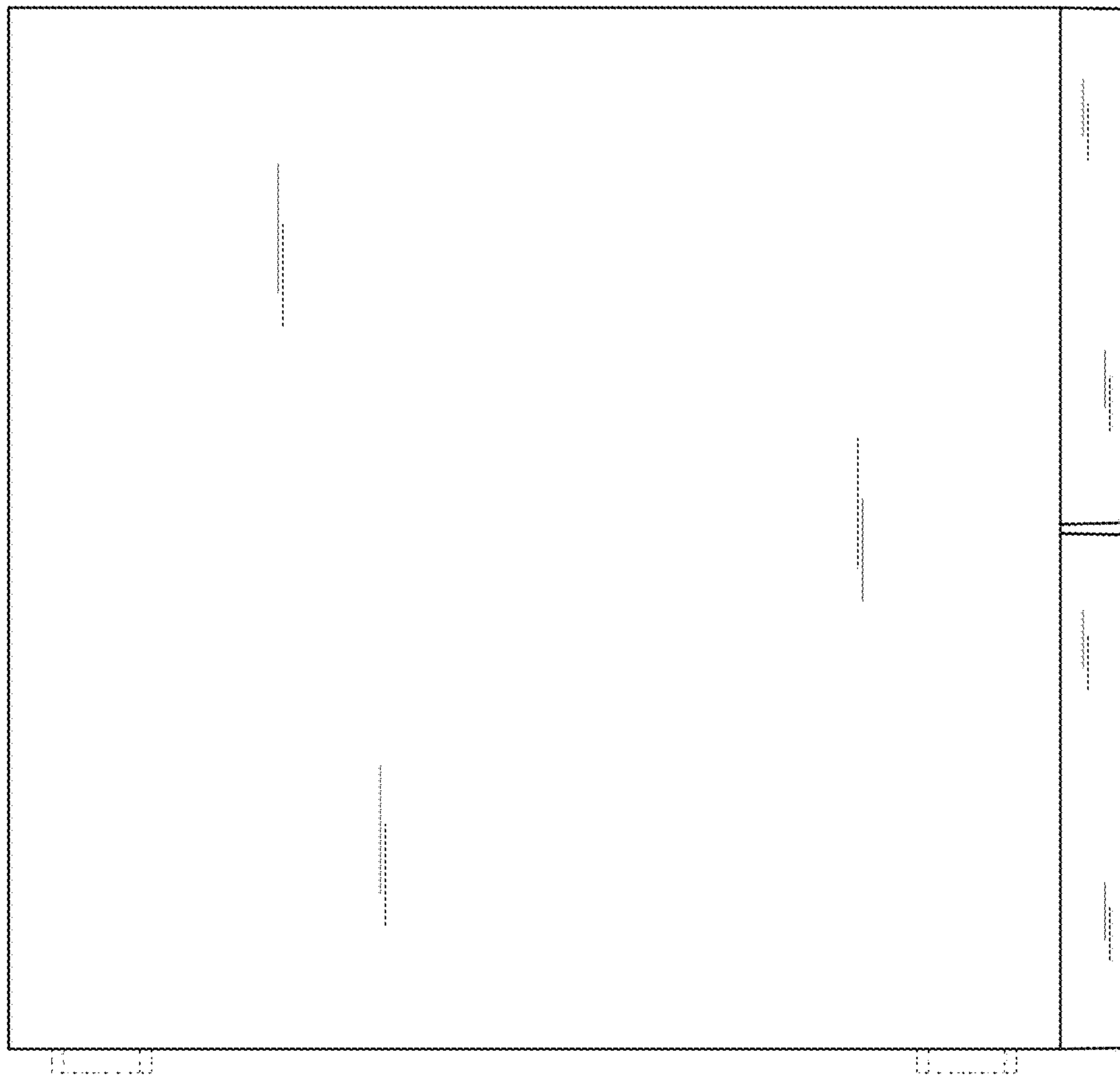



Fig. 4



**Fig. 5**


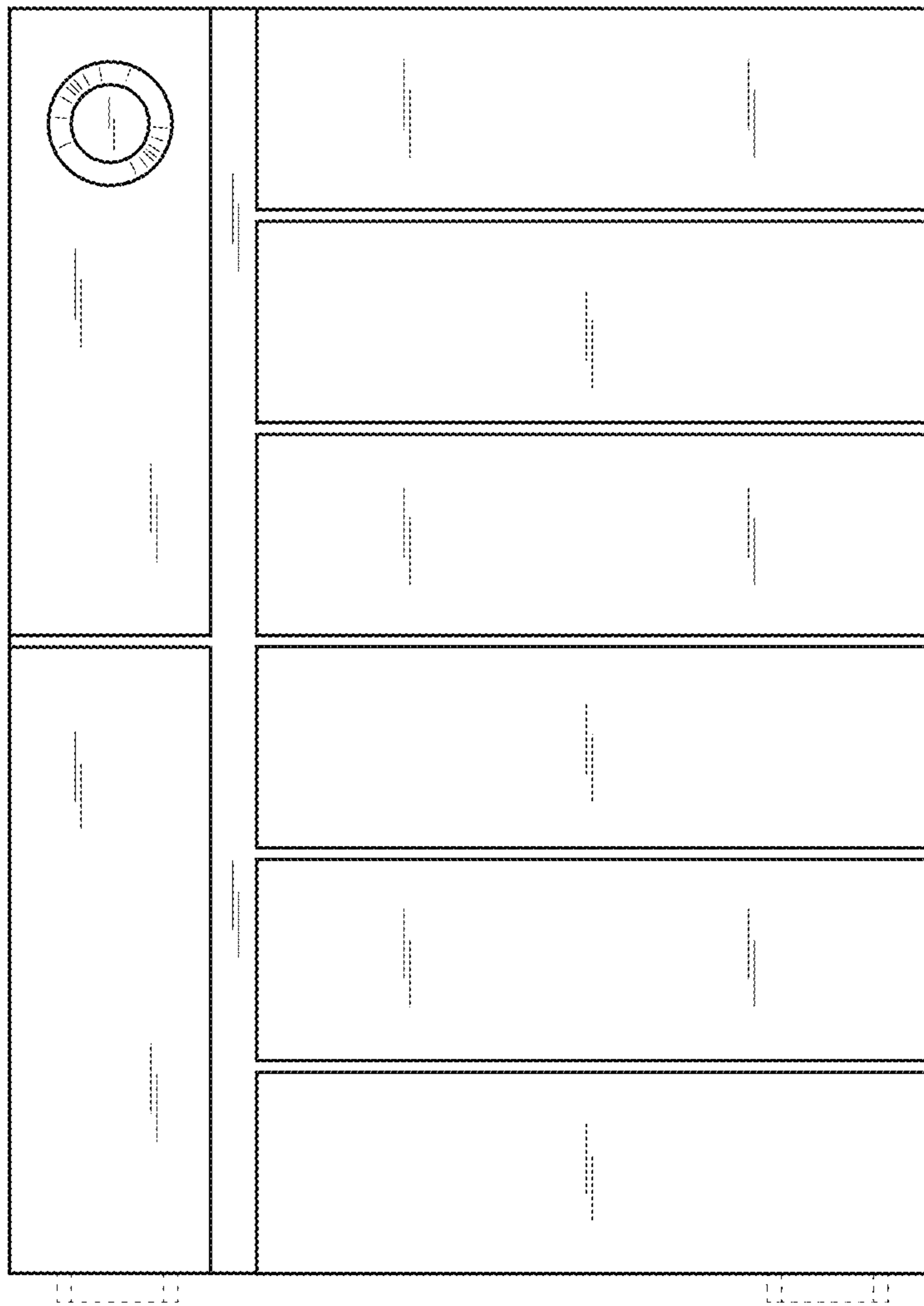


Fig. 6





**Fig. 7**

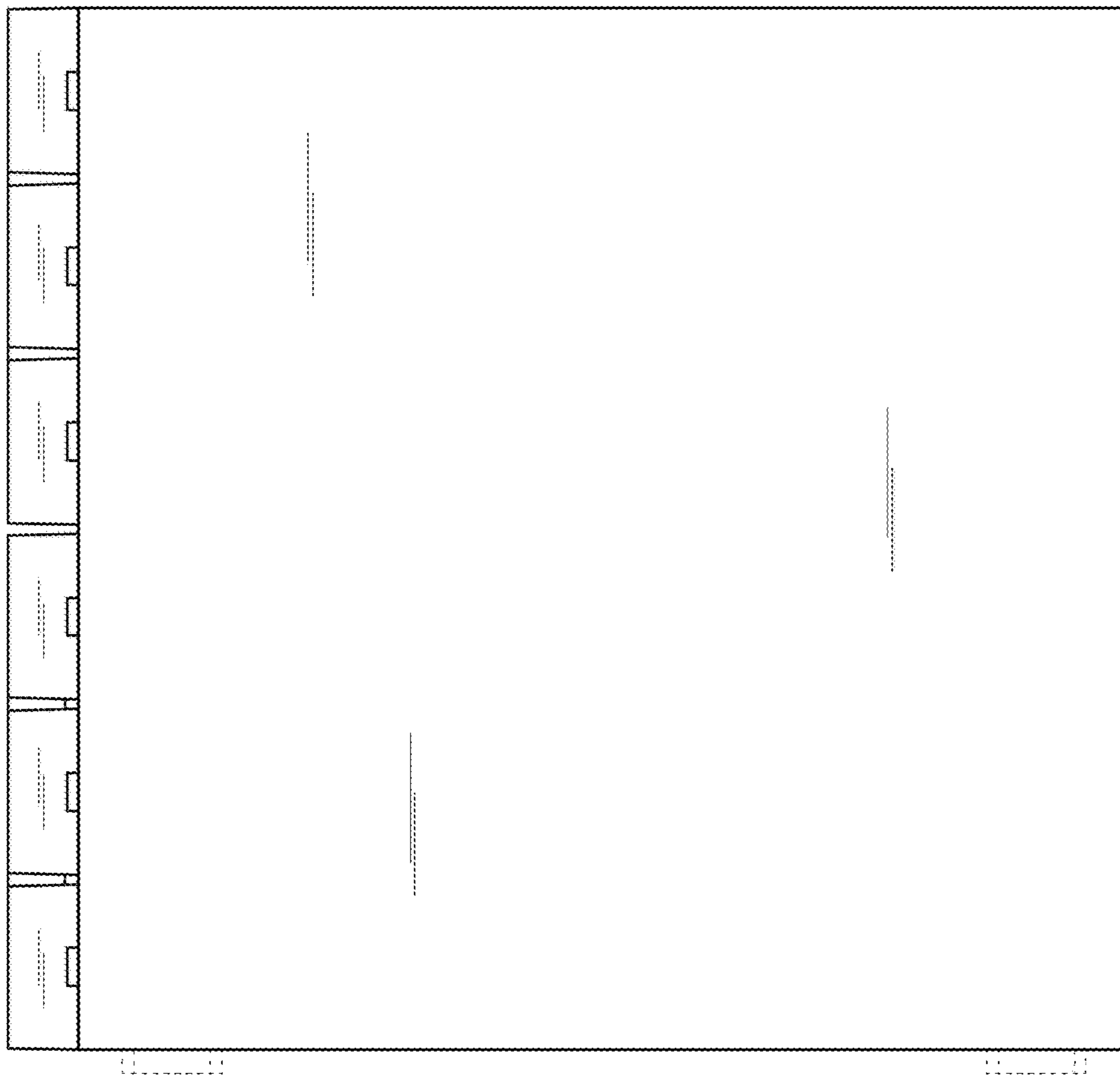
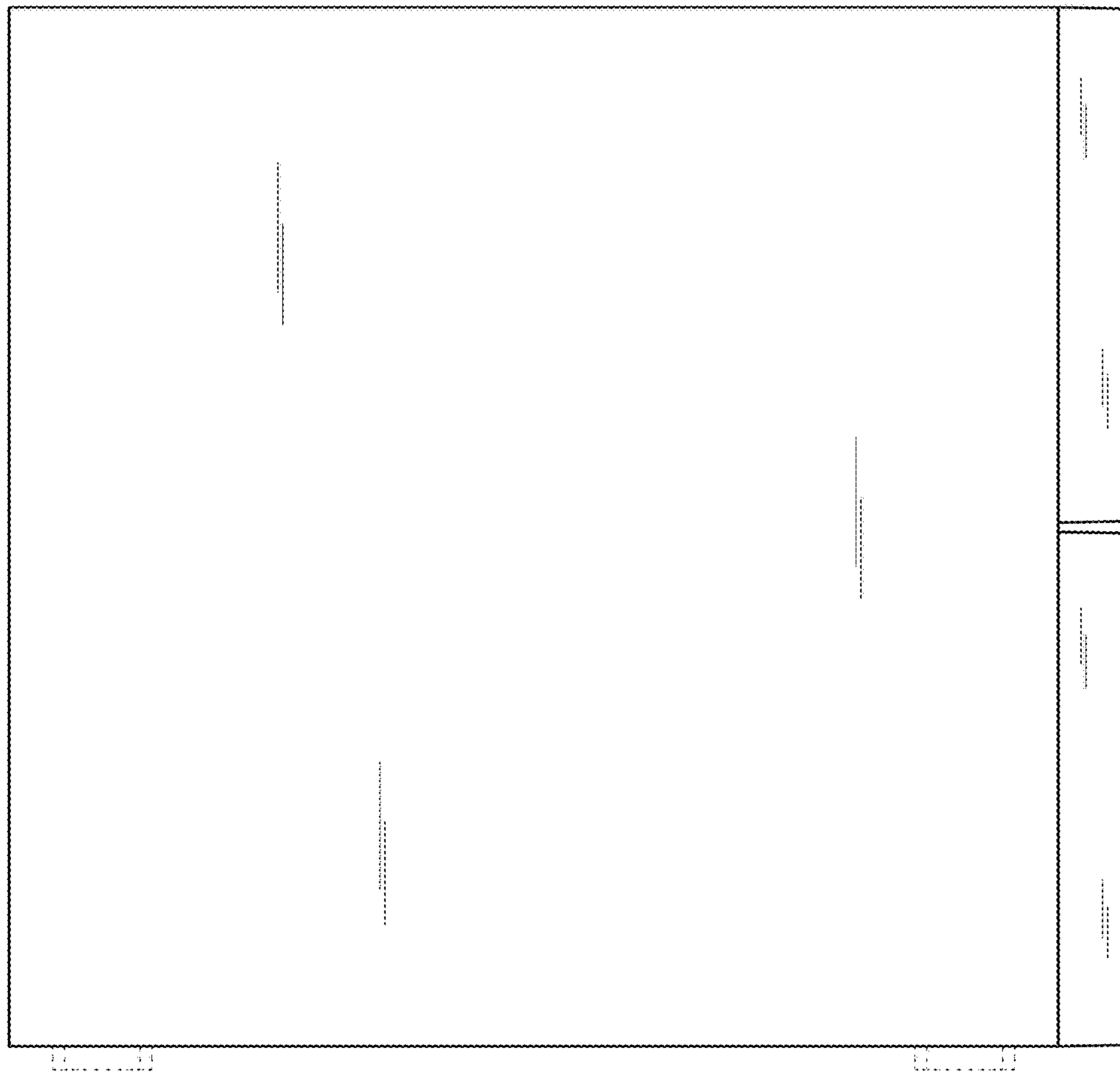



Fig. 8



**Fig. 9**



**Fig. 10**