



US00D824190S

(12) **United States Design Patent**
Engelhardt et al.

(10) **Patent No.:** **US D824,190 S**
(45) **Date of Patent:** **** Jul. 31, 2018**

- (54) **ADJUSTABLE PILLOW CASE**
- (71) Applicants: **Elisa Camille Engelhardt**, Austin, TX (US); **Eugene Mark Engelhardt**, Austin, TX (US)
- (72) Inventors: **Elisa Camille Engelhardt**, Austin, TX (US); **Eugene Mark Engelhardt**, Austin, TX (US)
- (**) Term: **15 Years**
- (21) Appl. No.: **29/560,386**
- (22) Filed: **Apr. 6, 2016**
- (51) **LOC (11) Cl.** **06-09**
- (52) **U.S. Cl.**
USPC **D6/601**
- (58) **Field of Classification Search**
USPC D6/582-583, 587-592, 595-609, D6/617-622; D21/803-809; D24/183
CPC A47G 9/00; A47G 2009/001; A47G 2009/002; A47G 2009/003; A47G 9/10; A47G 9/1009; A47G 2009/1018; A47G 9/1045; A47G 9/1081; A47G 9/109
See application file for complete search history.

- 3,974,531 A * 8/1976 Van Pelt A47G 9/0253
5/490
- 5,430,902 A * 7/1995 Lewis A47G 9/0253
5/485
- 5,642,540 A * 7/1997 Culver A47C 21/06
297/228.1
- D392,496 S * 3/1998 Boyd 5/490
- D430,768 S * 9/2000 Hindes D6/601
- 6,490,743 B1 * 12/2002 Adat A47G 9/0253
5/490
- D534,025 S * 12/2006 Ferguson D6/601
- D661,151 S * 6/2012 Carter A47C 27/008
D6/595
- D663,563 S * 7/2012 Szeto D6/601
- 8,464,376 B1 * 6/2013 Waite A47G 9/0253
5/485
- D693,142 S * 11/2013 Bohl D19/3
- D720,157 S * 12/2014 Villena D6/601
- D728,271 S * 5/2015 Cohen D6/601
- 9,462,902 B1 * 10/2016 Rukel A47G 9/10
- D778,637 S * 2/2017 Barry D6/601

(Continued)

Primary Examiner — Mary Ann Calabrese
Assistant Examiner — Jennifer L Rempfer

(57) **CLAIM**

The ornamental design for an adjustable pillow case, as shown and described.

DESCRIPTION


FIG. 1 is a perspective view of an adjustable pillow case showing my new design;
FIG. 2 is a front elevational view thereof;
FIG. 3 is a rear elevational view thereof;
FIG. 4 is a left side elevational view thereof;
FIG. 5 is a right side elevational view thereof;
FIG. 6 is a bottom plan view thereof;
FIG. 7 is a top plan view thereof; and,
FIG. 8 is a perspective view thereof, showing the adjustable pillow case in a closed position.

1 Claim, 8 Drawing Sheets

(56) **References Cited**

U.S. PATENT DOCUMENTS

- 880,524 A * 3/1908 Hauphoff A47G 9/0253
15/208
- 1,343,881 A * 6/1920 Christensen A47G 9/0284
5/485
- 1,372,270 A * 3/1921 Borland A47G 9/0253
5/485
- 1,617,822 A * 2/1927 O'Leary A47G 9/007
128/202.18
- 1,775,061 A * 9/1930 Bertha A47G 9/0253
5/490
- 2,357,789 A * 9/1944 Levy A47G 9/0253
5/484



(56)

References Cited

U.S. PATENT DOCUMENTS

2012/0060280 A1* 3/2012 Kelly A47G 9/0253
5/490
2014/0261193 A1* 9/2014 Smith A01K 1/0353
119/28.5

* cited by examiner

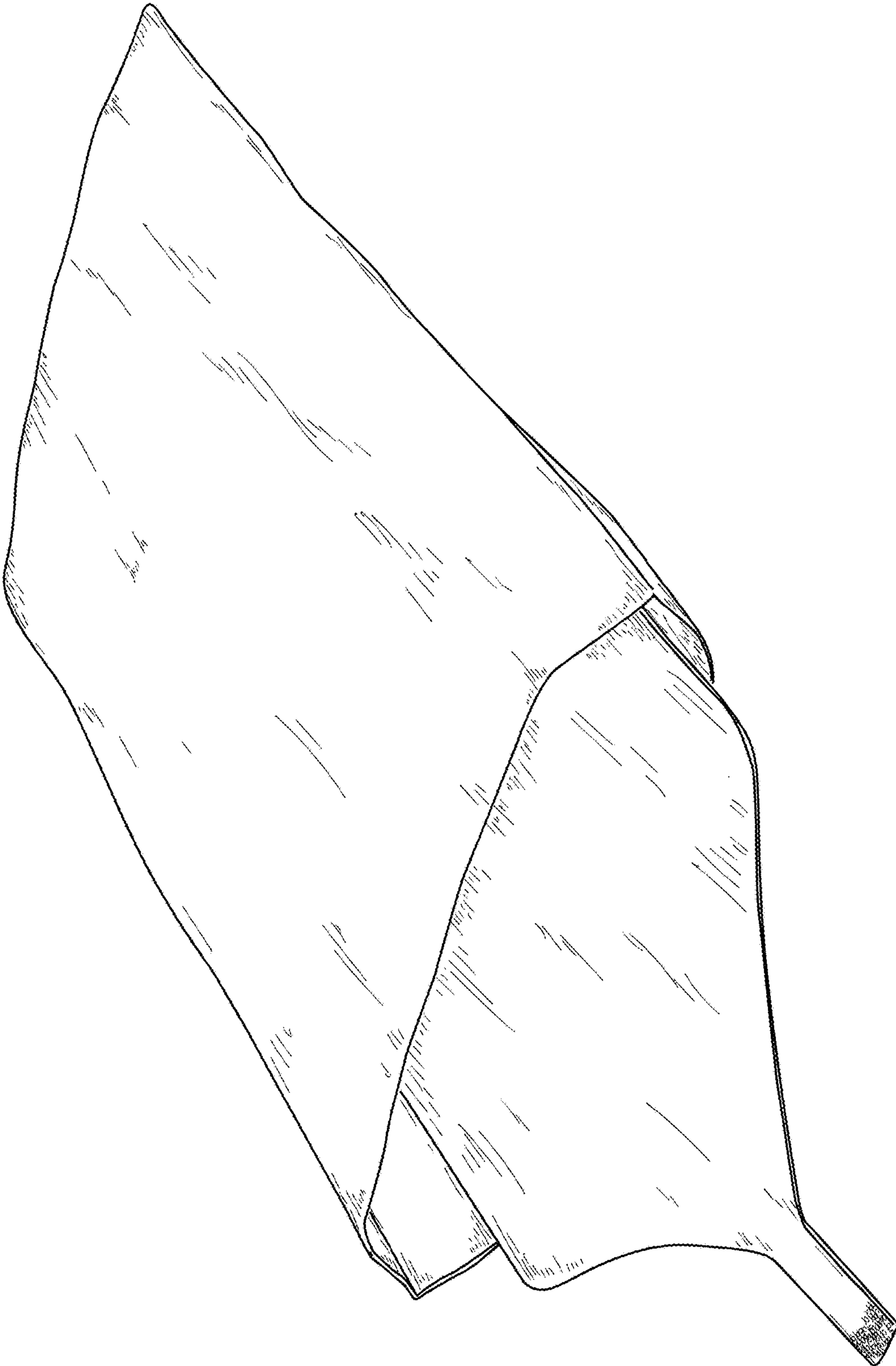


FIG. 1

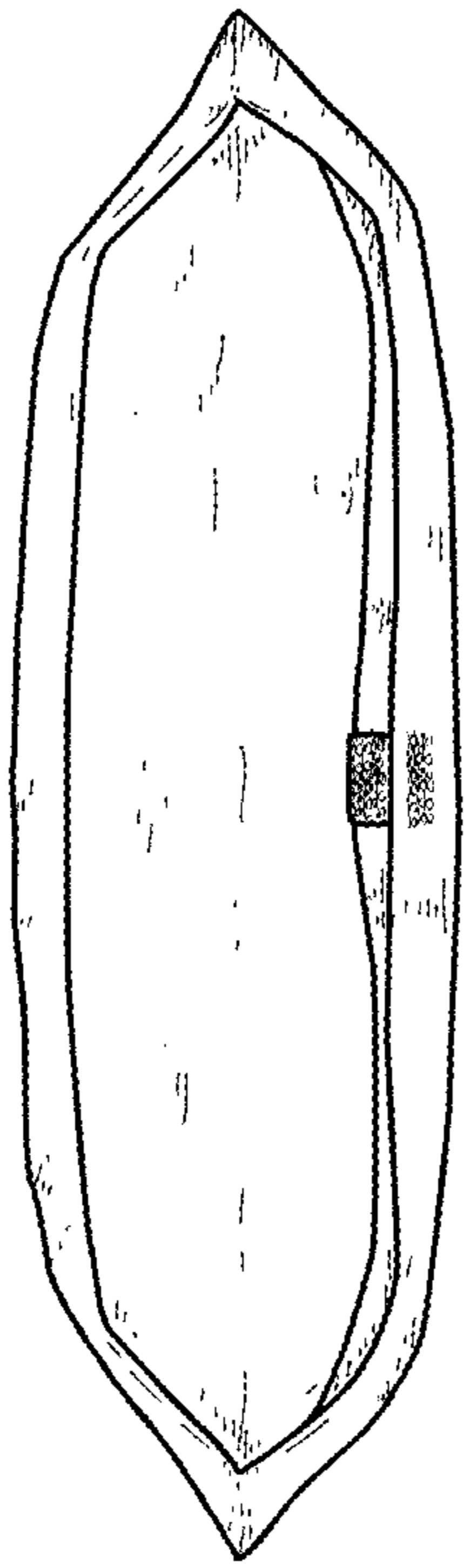


FIG. 2




FIG. 3




FIG. 4




FIG. 5




FIG. 6




FIG. 7



FIG. 8