



US00D824188S

(12) **United States Design Patent** (10) **Patent No.:** **US D824,188 S**
Wiles (45) **Date of Patent:** **** *Jul. 31, 2018**

(54) **AUTOMATIC DOUBLE ROLL TISSUE FEEDER**
(71) Applicant: **Troukon Wiles**, Willingboro, NJ (US)
(72) Inventor: **Troukon Wiles**, Willingboro, NJ (US)
(*) Notice: This patent is subject to a terminal disclaimer.
(**) Term: **15 Years**
(21) Appl. No.: **29/547,763**
(22) Filed: **Dec. 7, 2015**
(51) **LOC (11) Cl.** **23-02**
(52) **U.S. Cl.**
USPC **D6/523**
(58) **Field of Classification Search**
USPC D6/515-523, 545; 206/225, 233, 389, 206/391, 77.1; 211/13.1, 173, 180, 45, 211/86.01, 87.02, 87.01; 221/26, 33, 282, 221/283, 14, 92, 105; 222/173, 180, 222/281-282; 242/570, 590; 248/309.1, 248/309.2, 904
CPC A47K 10/424; A47K 10/42; A47K 10/24
See application file for complete search history.

(56) **References Cited**
U.S. PATENT DOCUMENTS
D285,272 S * 8/1986 Bunschoten D6/545
4,667,854 A * 5/1987 McDermott A47K 5/1215
222/101
D312,179 S * 11/1990 De Luca D6/518
D312,184 S * 11/1990 De Luca D6/542
D312,369 S * 11/1990 De Luca D6/518
D316,788 S * 5/1991 Fischer D6/522
D322,377 S * 12/1991 Fender D6/545
D332,368 S * 1/1993 Hines D6/545
D332,369 S * 1/1993 Hanna D6/545
D332,542 S * 1/1993 Hines D6/518
D359,868 S * 7/1995 Brandenburg D6/545

D363,628 S * 10/1995 McCanless D6/518
D385,448 S * 10/1997 Foster D6/545
D408,184 S * 4/1999 Tramontina D6/518
D416,725 S * 11/1999 Lewis D6/522
D475,873 S * 6/2003 Mello D6/515
6,623,833 B2 * 9/2003 Chan A47K 10/424
428/126
D537,667 S * 3/2007 van Haperen D6/545
D553,402 S * 10/2007 Orgna D6/518
D553,407 S * 10/2007 Orgna D6/545
D564,267 S * 3/2008 Tomic D6/518
D578,331 S * 10/2008 Tomic D6/545
D619,838 S * 7/2010 Kim D6/518
D623,452 S * 9/2010 McNeely D6/518
D656,348 S * 3/2012 Velazquez D6/523
D670,518 S * 11/2012 Kluck D6/515

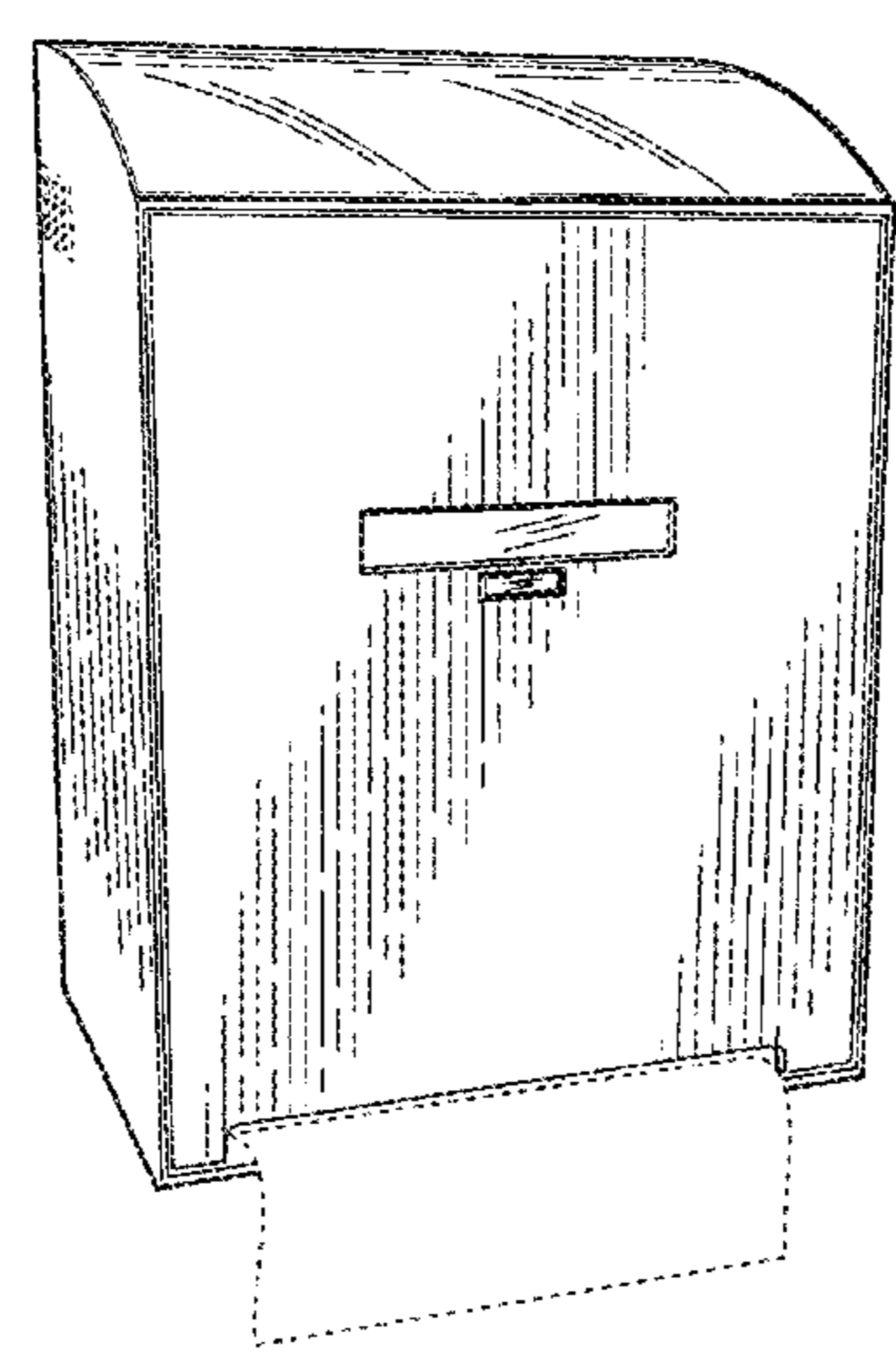
(Continued)

Primary Examiner — David Muller
Assistant Examiner — Nathan Johnston
(74) *Attorney, Agent, or Firm* — RG Patent Consulting, LLC; Rachel Gilboy

(57) **CLAIM**
The ornamental design for an automatic double roll tissue feeder, as shown and described.

DESCRIPTION
FIG. 1 is a perspective view of the automatic double roll tissue feeder showing my new design;
FIG. 2 is a perspective view thereof, with the front and top housing removed;
FIG. 3 is a front elevation view thereof;
FIG. 4 is a rear elevation view thereof;
FIG. 5 is a right elevation view thereof;
FIG. 6 is a left elevation view thereof;
FIG. 7 is a top plan view thereof; and,
FIG. 8 is a bottom plan view thereof.
Broken lines are included for the purpose of illustrating portions of the automatic double roll tissue feeder and form no part of the claimed design.

1 Claim, 8 Drawing Sheets



(56)

References Cited

U.S. PATENT DOCUMENTS

D677,085	S *	3/2013	Velazquez	D6/518
D686,845	S *	7/2013	Brink	D6/525
D687,650	S *	8/2013	Wells	D6/518
D687,653	S *	8/2013	Giovannoni	D6/545
8,550,396	B2	10/2013	Marrs	
8,616,408	B2 *	12/2013	Saarvali	A47K 10/424 221/12
D713,653	S *	9/2014	Sun Ting Kung	D6/545
D740,587	S *	10/2015	Sun Ting Kung	D6/518
D756,683	S *	5/2016	Morand	D6/518
2004/0084471	A1 *	5/2004	Taylor	A47K 10/424 221/61
2006/0102769	A1 *	5/2006	Wieser	A47K 10/38 242/560
2006/0289557	A1 *	12/2006	Mitchell	A47K 10/424 221/97
2008/0245922	A1	10/2008	Fellhoelter	
2012/0193387	A1	8/2012	Dick	
2012/0325840	A1 *	12/2012	Restaino	B65D 83/0858 221/279
2015/0157177	A1 *	6/2015	Carper	A47K 10/3656 242/570

* cited by examiner

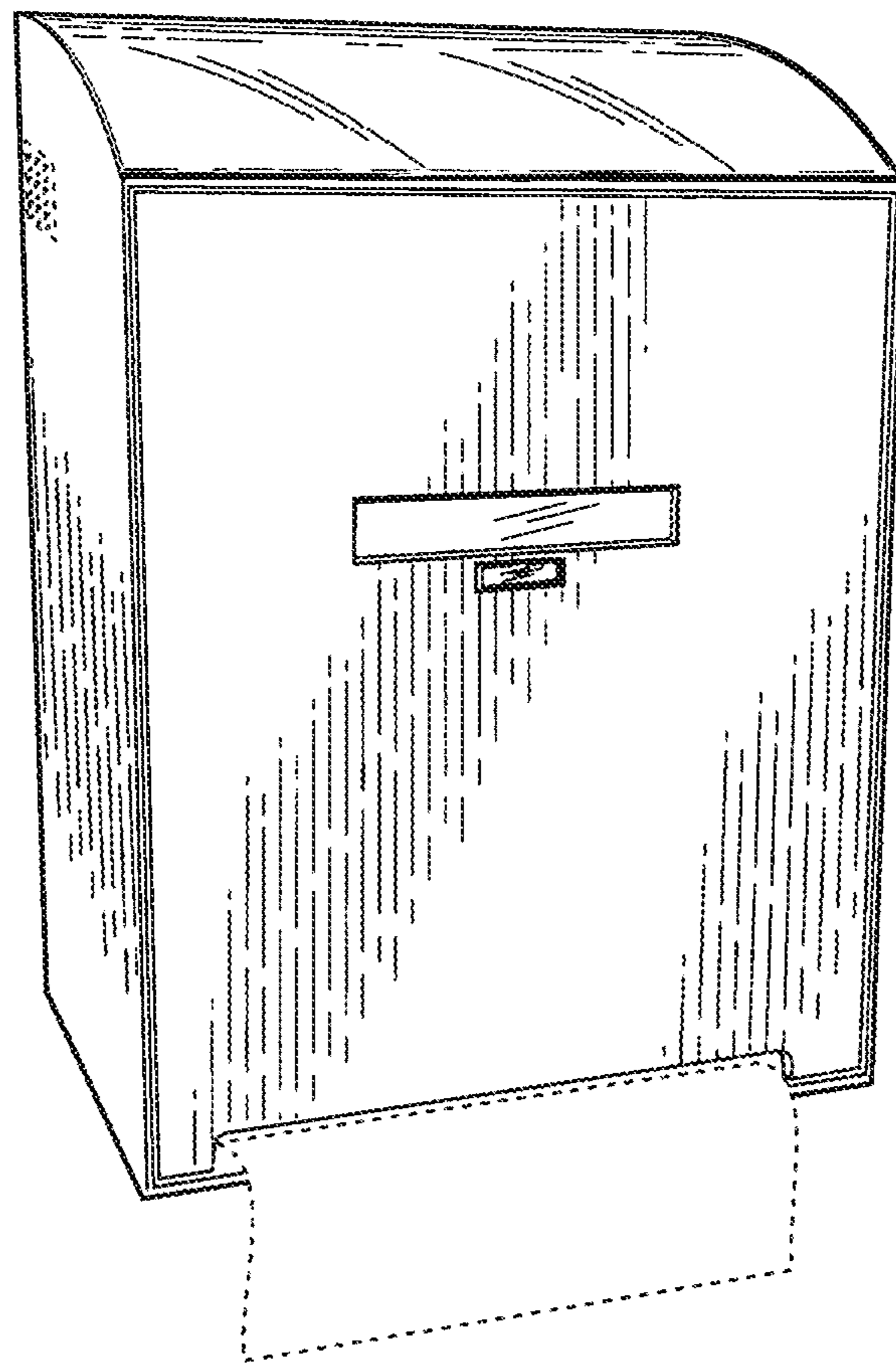


FIG. 1

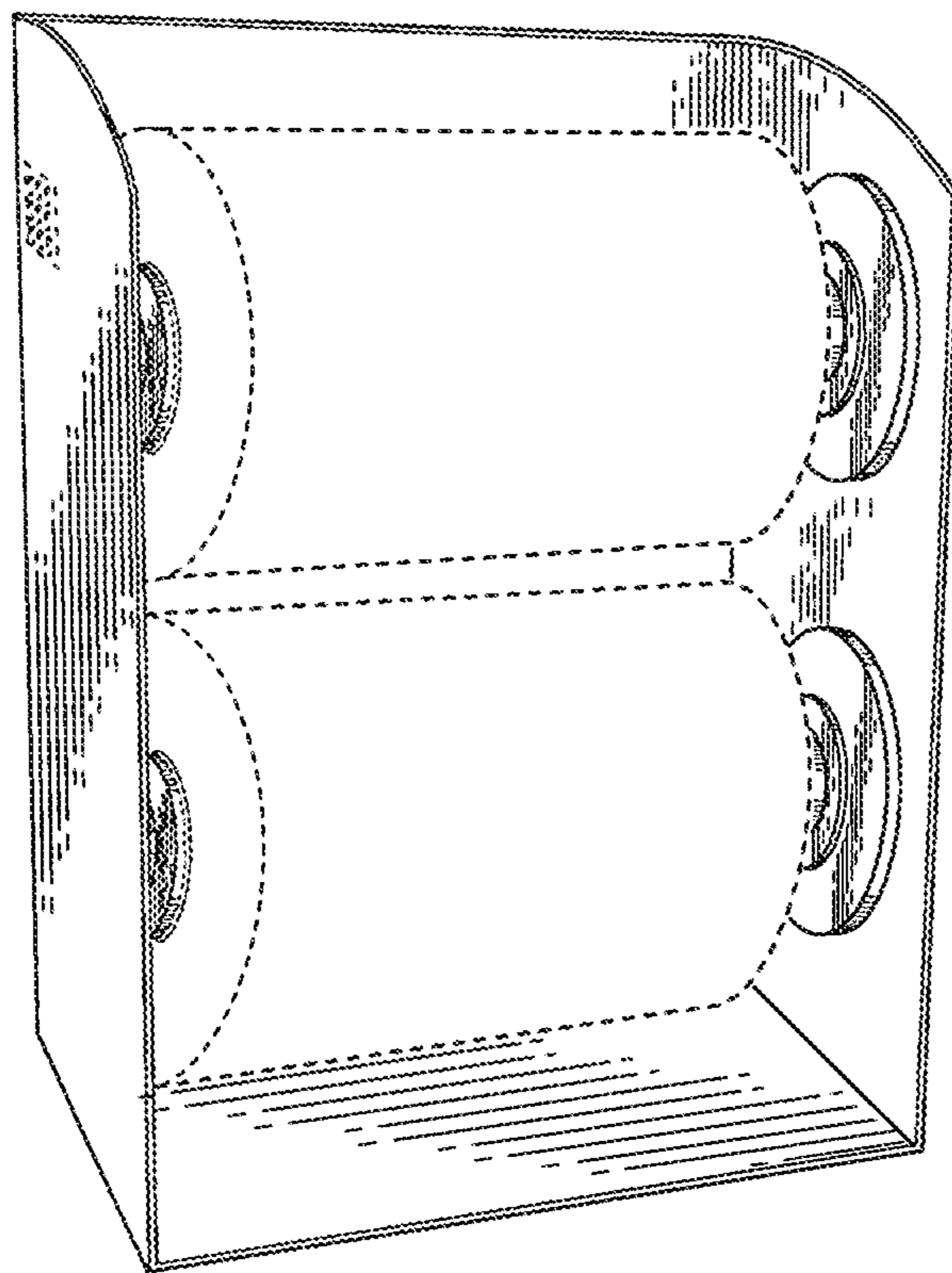


FIG. 2

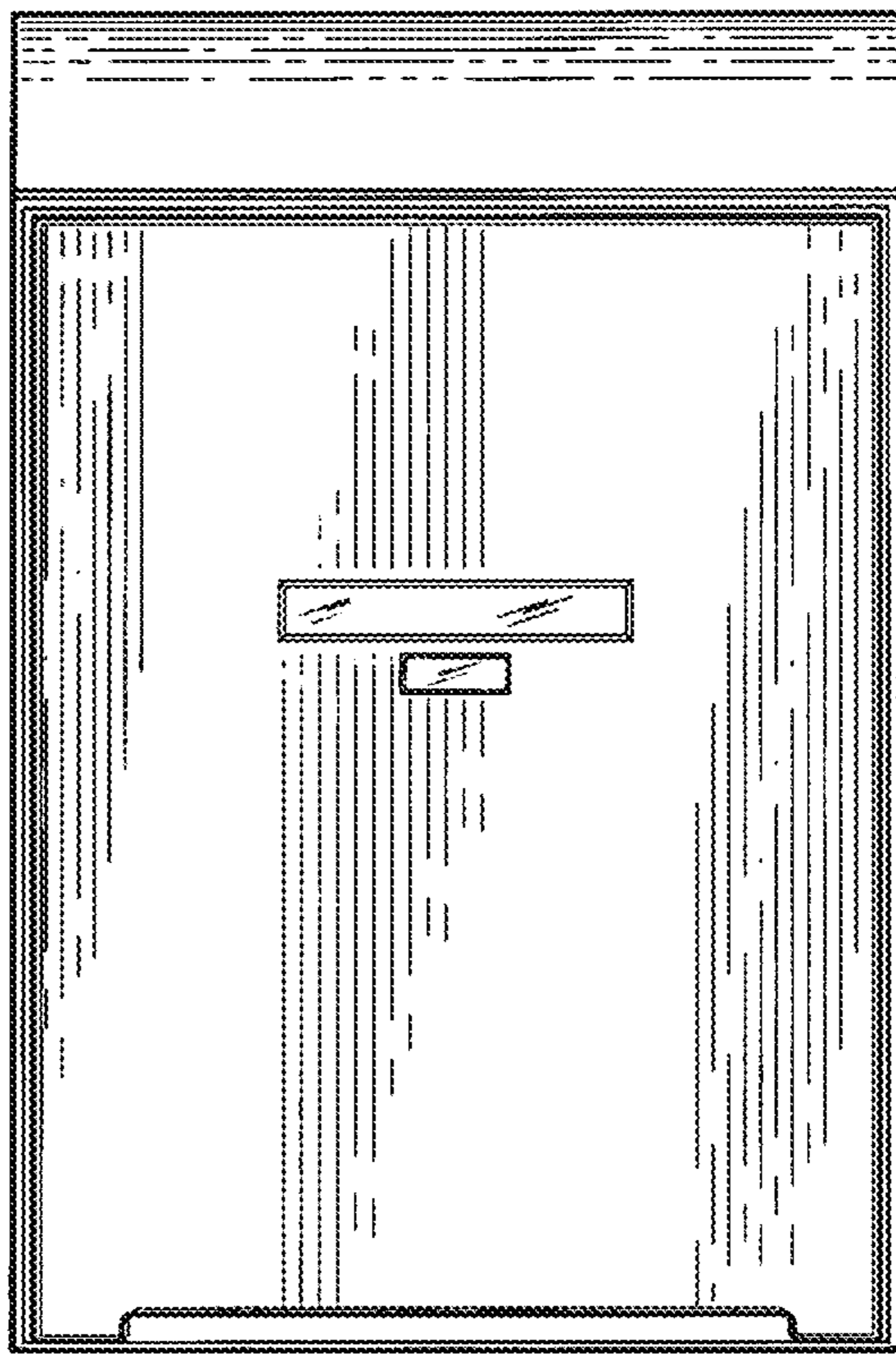


FIG. 3

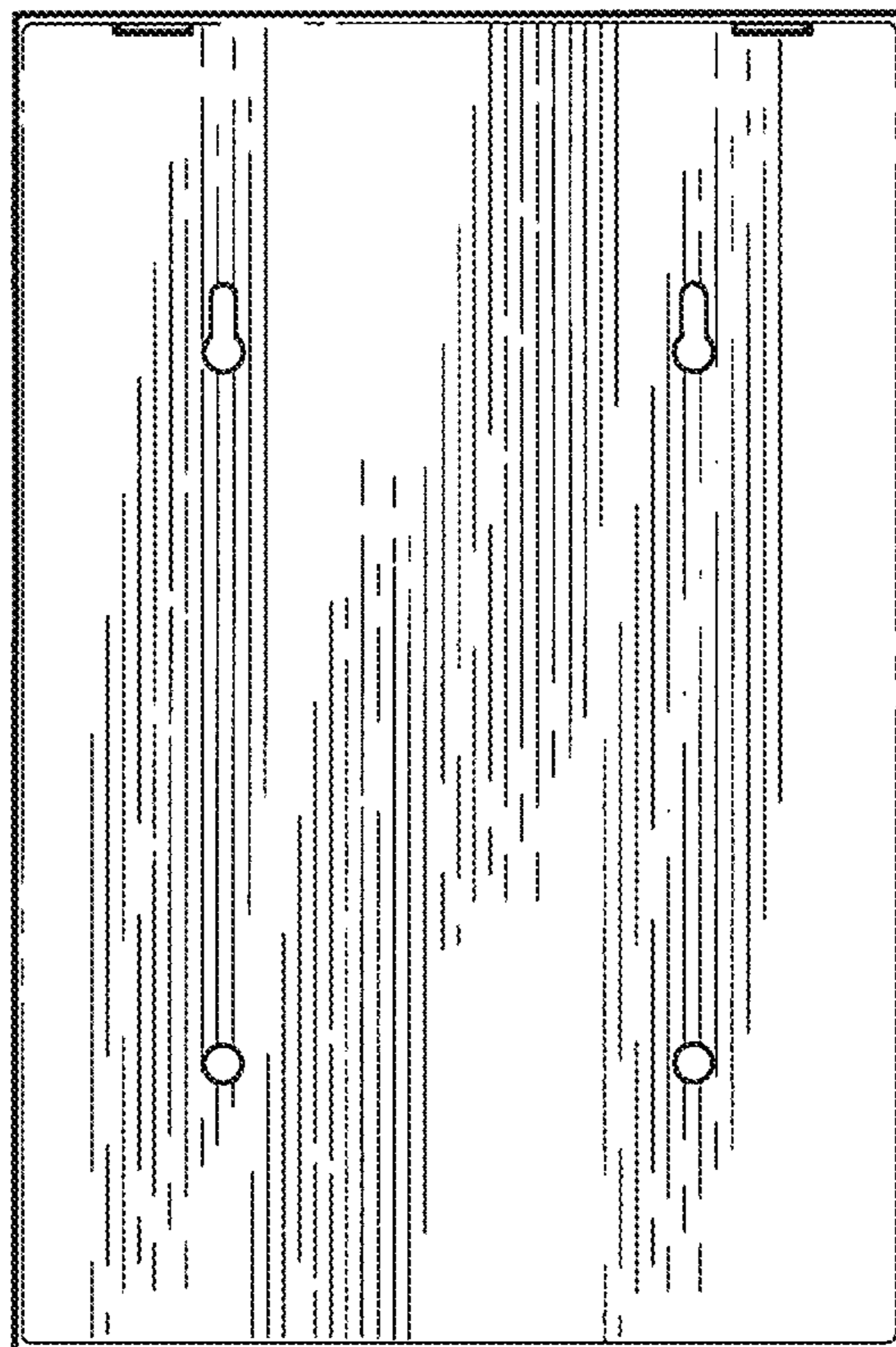


FIG. 4




FIG. 5




FIG. 6




FIG. 7




FIG. 8