



US00D824184S

(12) **United States Design Patent**  
**Willis et al.**

(10) **Patent No.:** **US D824,184 S**  
(45) **Date of Patent:** **\*\* Jul. 31, 2018**

(54) **CORE FRONT SEAT**

(71) Applicant: **Jaguar Land Rover Limited**, Whitley,  
Coventry (GB)

(72) Inventors: **Edmund Willis**, Coventry (GB); **Alex  
Watkin**, Coventry (GB)

(73) Assignee: **Jaguar Land Rover Limited**, Whitley,  
Coventry (GB)

(\*\*) Term: **15 Years**

(21) Appl. No.: **29/619,752**

(22) Filed: **Oct. 2, 2017**

**Related U.S. Application Data**

(62) Division of application No. 29/538,231, filed on Sep.  
2, 2015, now Pat. No. Des. 801,065.

(30) **Foreign Application Priority Data**

Mar. 16, 2015 (EM) ..... 002656470

(51) **LOC (11) Cl.** ..... **06-01**

(52) **U.S. Cl.**  
USPC ..... **D6/356**

(58) **Field of Classification Search**  
USPC ..... D6/334-336, 356, 367, 368, 374, 379,  
D6/716, 716.1, 716.2, 716.3, 716.4, 716.5  
CPC ..... B60N 2/00; B60N 2/22; B60N 2/2851;  
B60N 2/58; B60N 2/64; B60N 2/80;  
B60N 2/2986; A47C 7/022; A47C 7/18  
See application file for complete search history.

(56) **References Cited**

**U.S. PATENT DOCUMENTS**

D576,413 S \* 9/2008 Arnaout ..... D6/356  
D591,068 S \* 4/2009 Corradi ..... D6/356

D723,821 S \* 3/2015 Kondou ..... D6/356  
D723,823 S \* 3/2015 Persson ..... D6/356  
D723,824 S \* 3/2015 Persson ..... D6/356  
8,991,917 B2 \* 3/2015 Kato ..... B60N 2/58  
297/217.2  
D799,225 S \* 10/2017 Callum ..... D6/356  
D801,065 S \* 10/2017 Willis ..... D6/356  
D804,206 S \* 12/2017 Varga ..... D6/356  
D804,838 S \* 12/2017 Blomme ..... D6/356  
D805,312 S \* 12/2017 Varga ..... D6/356  
D805,313 S \* 12/2017 Varga ..... D6/356

\* cited by examiner

*Primary Examiner* — Mimosa De

(74) *Attorney, Agent, or Firm* — Wood Herron & Evans  
LLP

(57) **CLAIM**

The ornamental design for a core front seat, as shown and  
described.

**DESCRIPTION**

FIG. 1 is a right front perspective view of a core front seat  
for a vehicle according to the present invention.  
FIG. 2 is a left rear perspective view thereof.  
FIG. 3 is a front view thereof.  
FIG. 4 is a rear view thereof.  
FIG. 5 is a right side view thereof.  
FIG. 6 is a left side view thereof.  
FIG. 7 is a top view thereof.  
FIG. 8 is a right front perspective view of an alternative  
embodiment of the core front seat shown in FIG. 1; and,  
FIG. 9 is a right side view of the core front seat shown in  
FIG. 8.

Any elements shown in broken lines form no part of the  
claimed invention, but are instead included to show envi-  
ronmental aspects thereof. The broken lines adjacent to the  
shaded portion form an unclaimed boundary of the design.

**1 Claim, 9 Drawing Sheets**







FIG. 1



FIG. 2



FIG. 3



FIG. 4



FIG. 5



FIG. 6




FIG. 7





FIG. 8



FIG. 9