



US00D824167S

(12) **United States Design Patent**
Burgess et al.

(10) **Patent No.:** **US D824,167 S**

(45) **Date of Patent:** **** Jul. 31, 2018**

- (54) **GOLF BAG**
- (71) Applicant: **Acushnet Company**, Fairhaven, MA (US)
- (72) Inventors: **Ian Burgess**, Tiverton, RI (US); **Duane Marshall**, East Greenwich, RI (US)
- (73) Assignee: **Acushnet Company**, Fairhaven, MA (US)

- 6,712,205 B2 * 3/2004 Lee A63B 55/00 206/315.5
- D501,992 S * 2/2005 Renahan D3/255
- D501,993 S * 2/2005 Renahan D3/255
- D576,794 S * 9/2008 Yoshida D3/255
- D600,910 S 9/2009 Saconay-Duhart
- 7,905,349 B2 * 3/2011 Campbell A63B 55/00 206/315.3
- D646,055 S * 10/2011 Dylina D3/255
- D653,032 S 1/2012 Myers
- D666,813 S * 9/2012 Brundl D3/255

* cited by examiner

(**) Term: **15 Years**

Primary Examiner — Mitchell I. Siegel

(21) Appl. No.: **29/597,035**

(74) *Attorney, Agent, or Firm* — Daniel W. Sullivan

(22) Filed: **Mar. 14, 2017**

(57) **CLAIM**

(51) **LOC (11) Cl.** **03-01**

The ornamental design for a golf bag, as shown and described.

(52) **U.S. Cl.**

USPC **D3/255**

DESCRIPTION

(58) **Field of Classification Search**

USPC D3/221, 254, 255, 318–320, 328, 328.1, D3/288, 289

CPC A63B 55/00–55/61; A63B 60/60; A63B 2055/402–2055/615

See application file for complete search history.

FIG. 1 is a perspective view of the golf bag of this invention; FIG. 2 is a first side view of the golf bag of this invention; FIG. 3 is a second side view of the golf bag of this invention; FIG. 4 is a rear view of the golf bag of this invention; FIG. 5 is a front view of the golf bag of this invention; FIG. 6 is a top planar view of the golf bag of this invention; and, FIG. 7 is a bottom planar view of the golf bag of this invention.

(56) **References Cited**

U.S. PATENT DOCUMENTS

- D205,363 S * 7/1966 Penna D3/255
- 5,215,194 A * 6/1993 Blanford A63B 55/00 206/315.3
- D387,556 S * 12/1997 Beebe D3/255
- D405,259 S * 2/1999 Sundara D3/255
- D412,060 S * 7/1999 Reimers D3/255
- 5,988,379 A * 11/1999 Yearous A45C 5/06 206/315.3
- D419,295 S * 1/2000 Reimers D3/255
- D422,137 S * 4/2000 Reimers D3/255

In FIGS. 1-7, the broken lines showing other portions of the golf bag are for purposes of illustrating environment and form no part of the claimed design. The heavier dash lines shown in the views of the golf bag side pockets are representative of stitching that forms part of the claimed design. The broken lines showing the “Titleist” logo on the surface of the side pockets form no part of the claimed design.

1 Claim, 6 Drawing Sheets

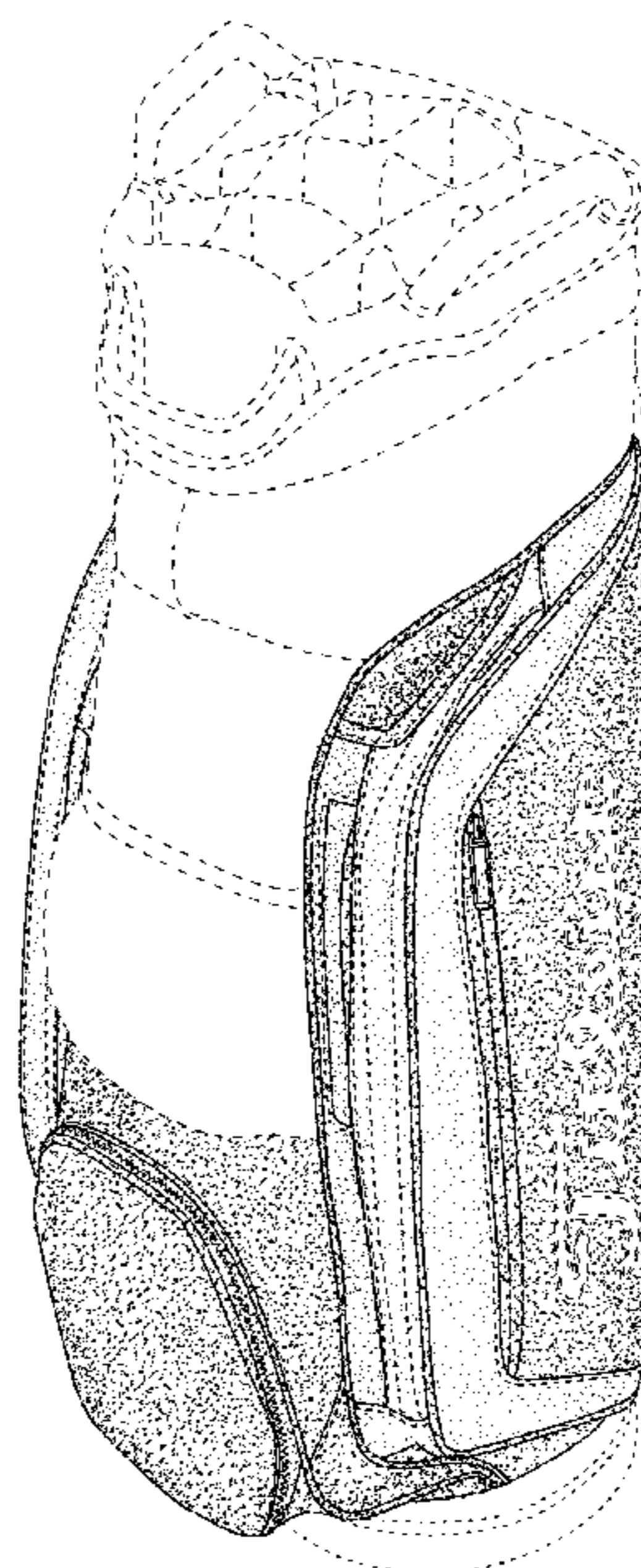


FIG. 1

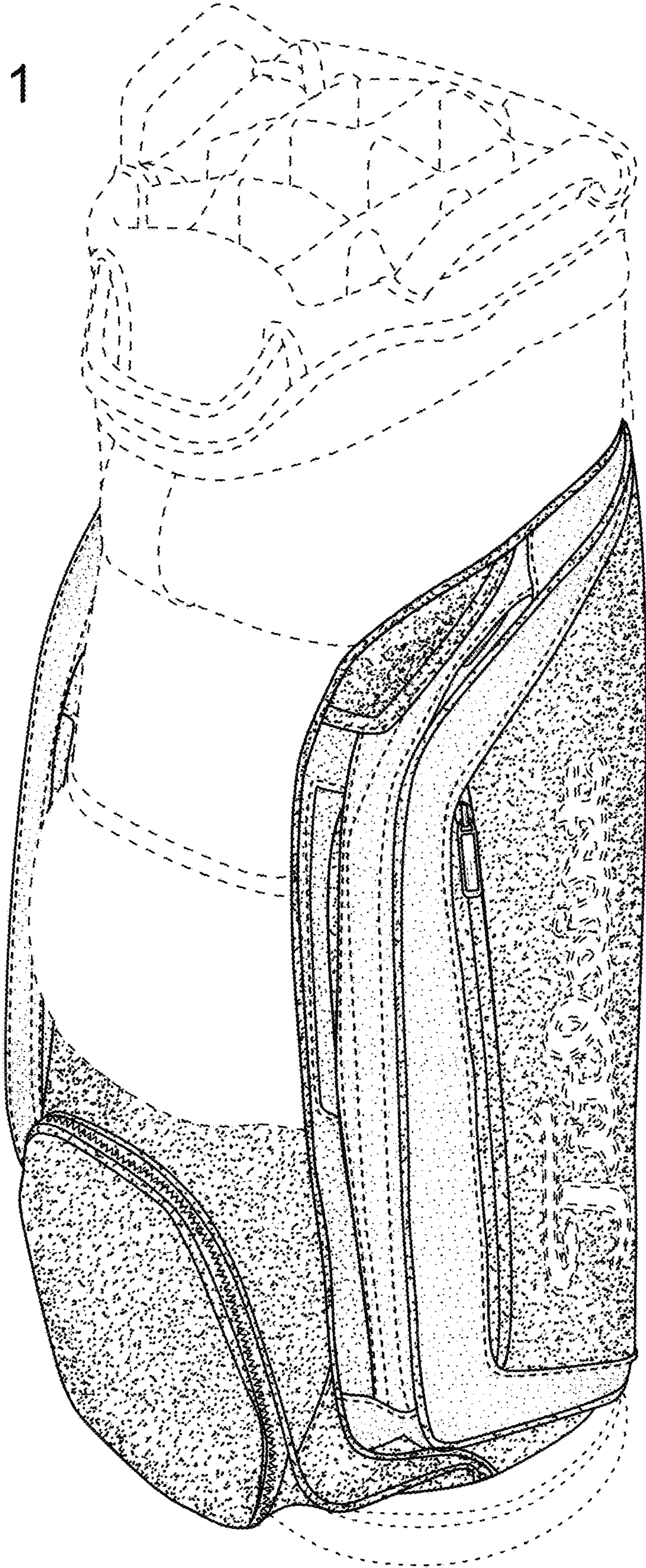


FIG. 2

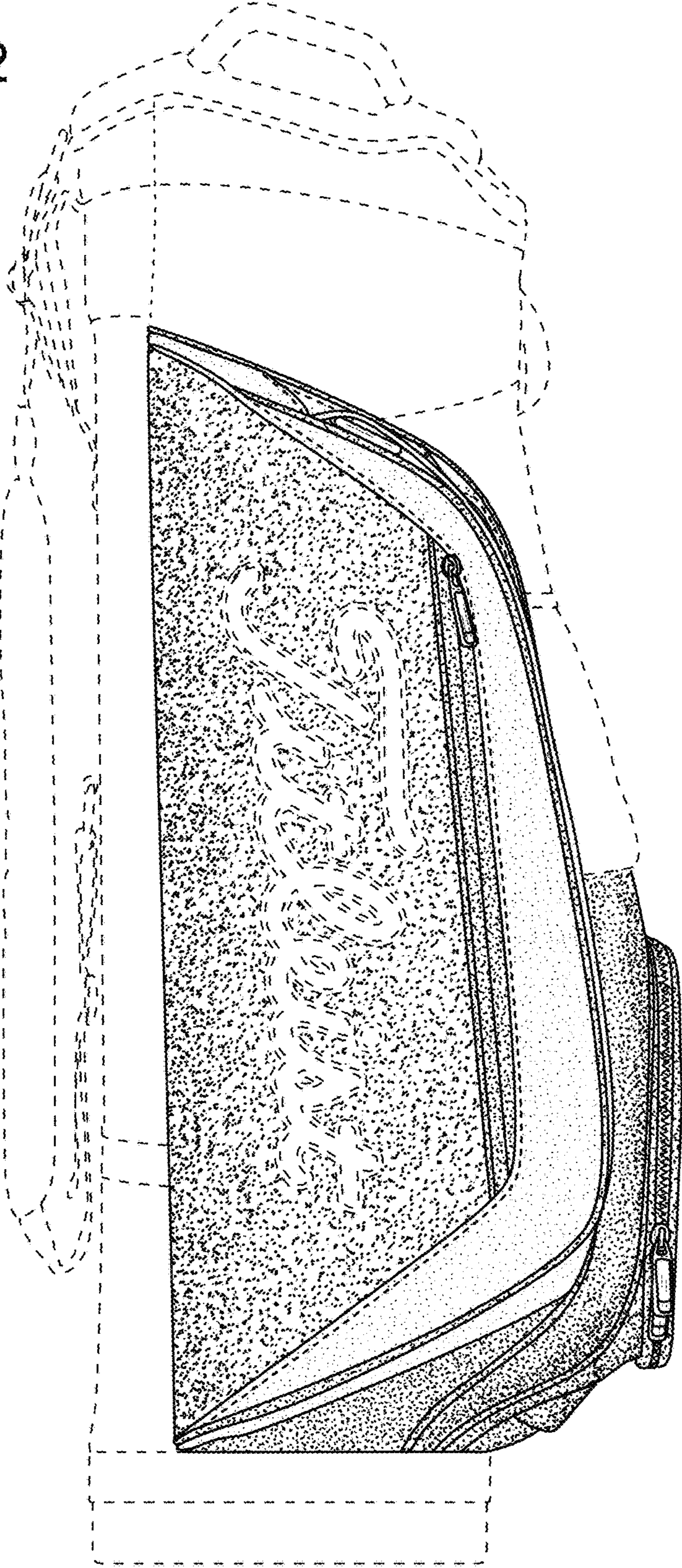


FIG. 3

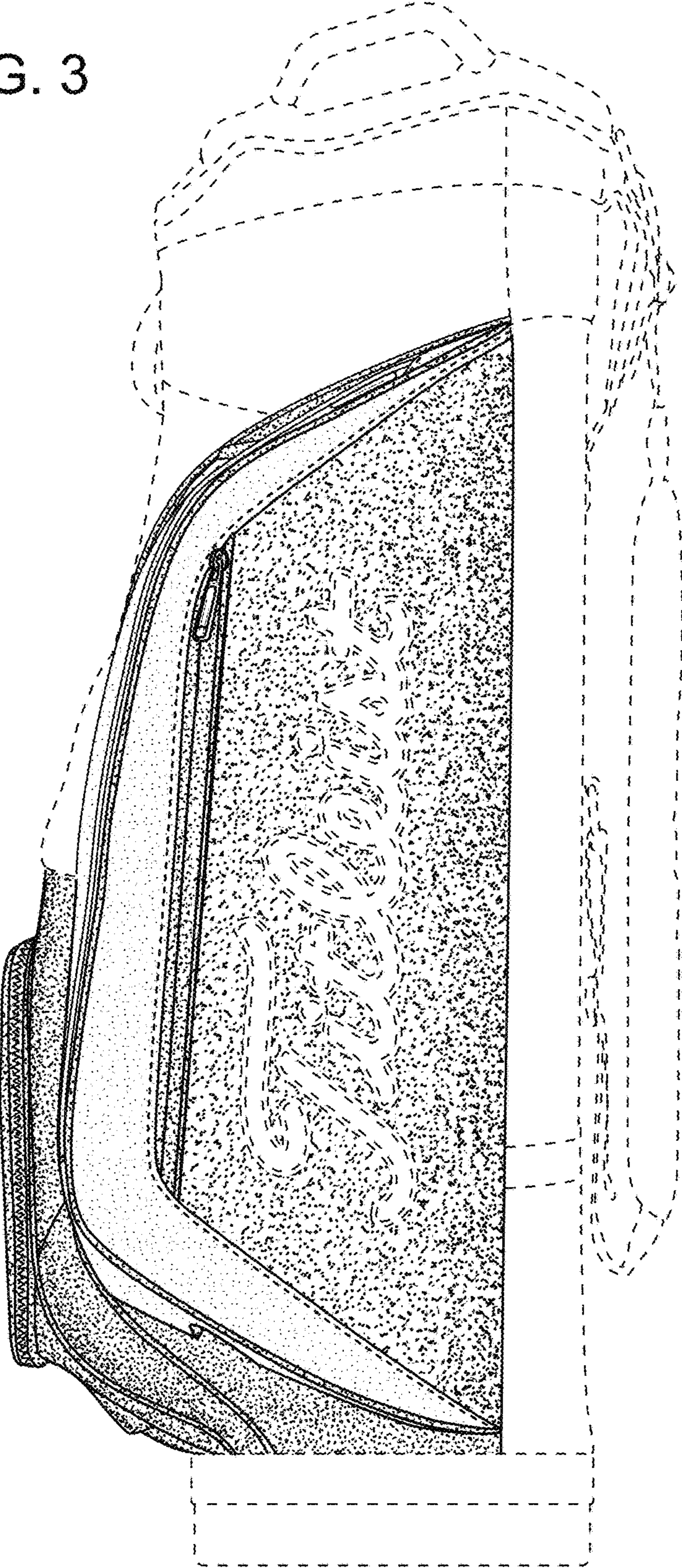


FIG. 4

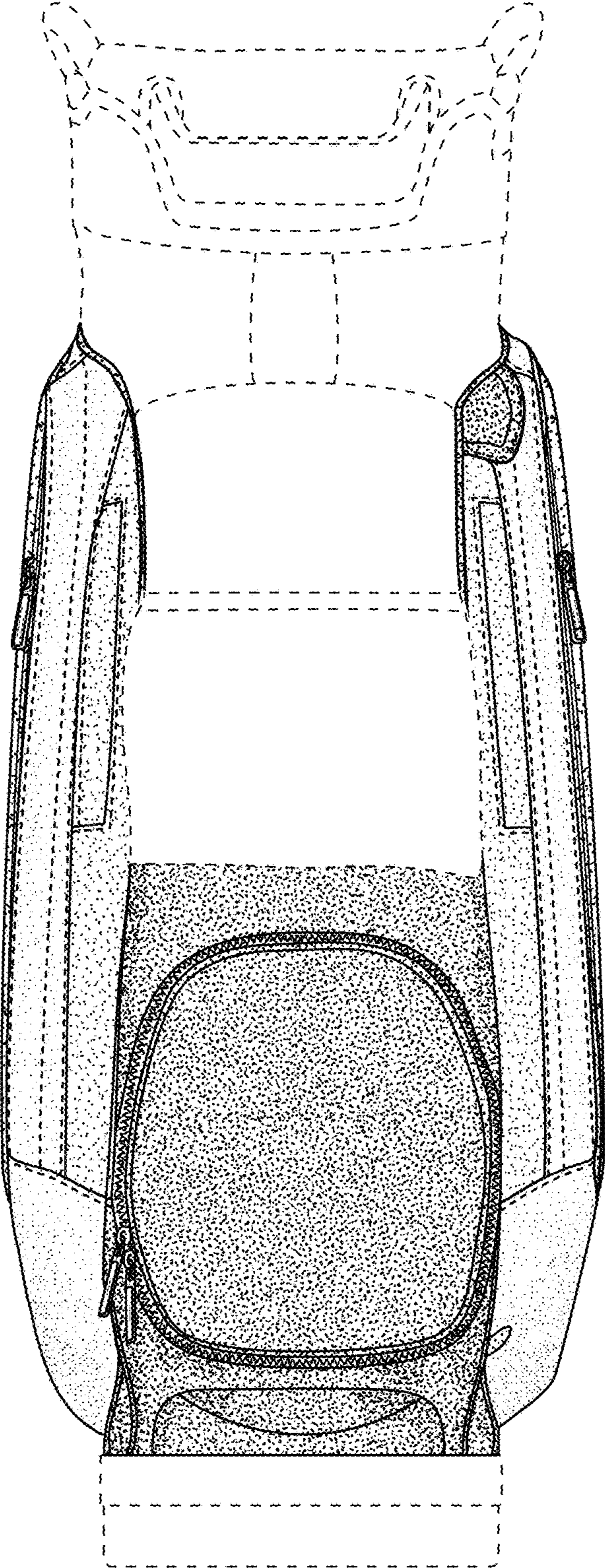
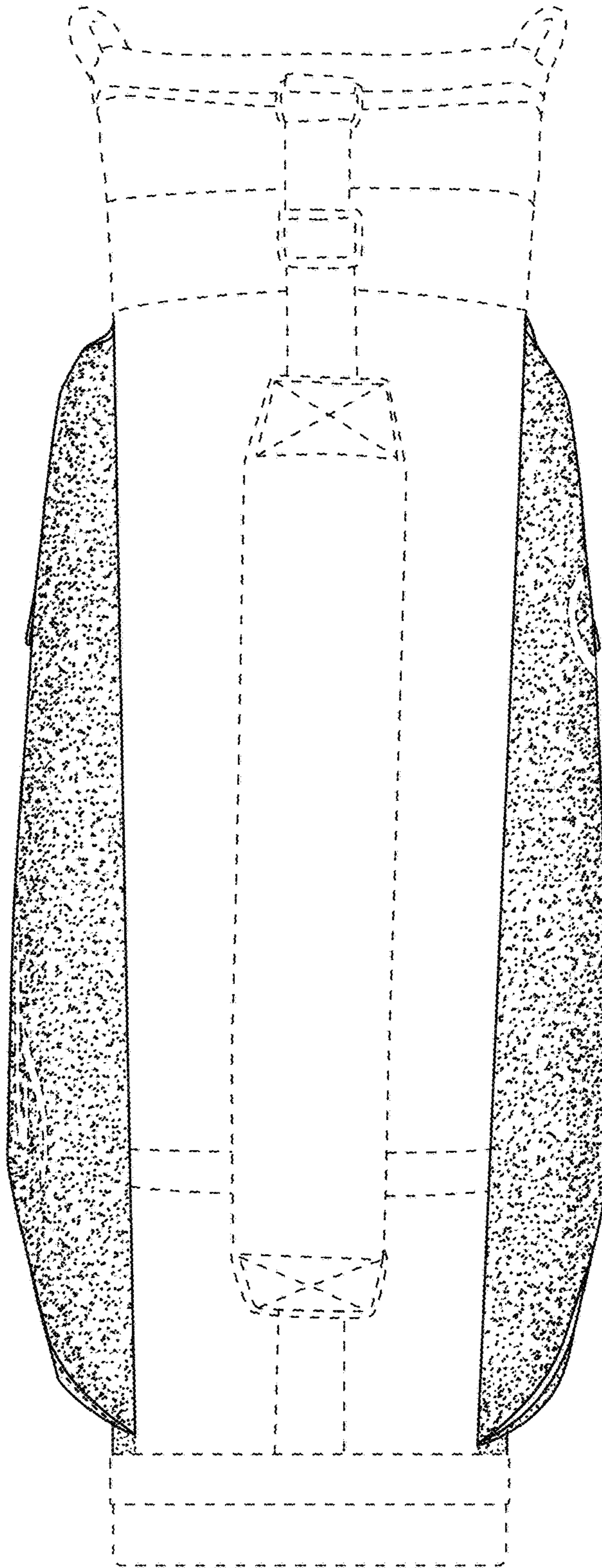


FIG. 5



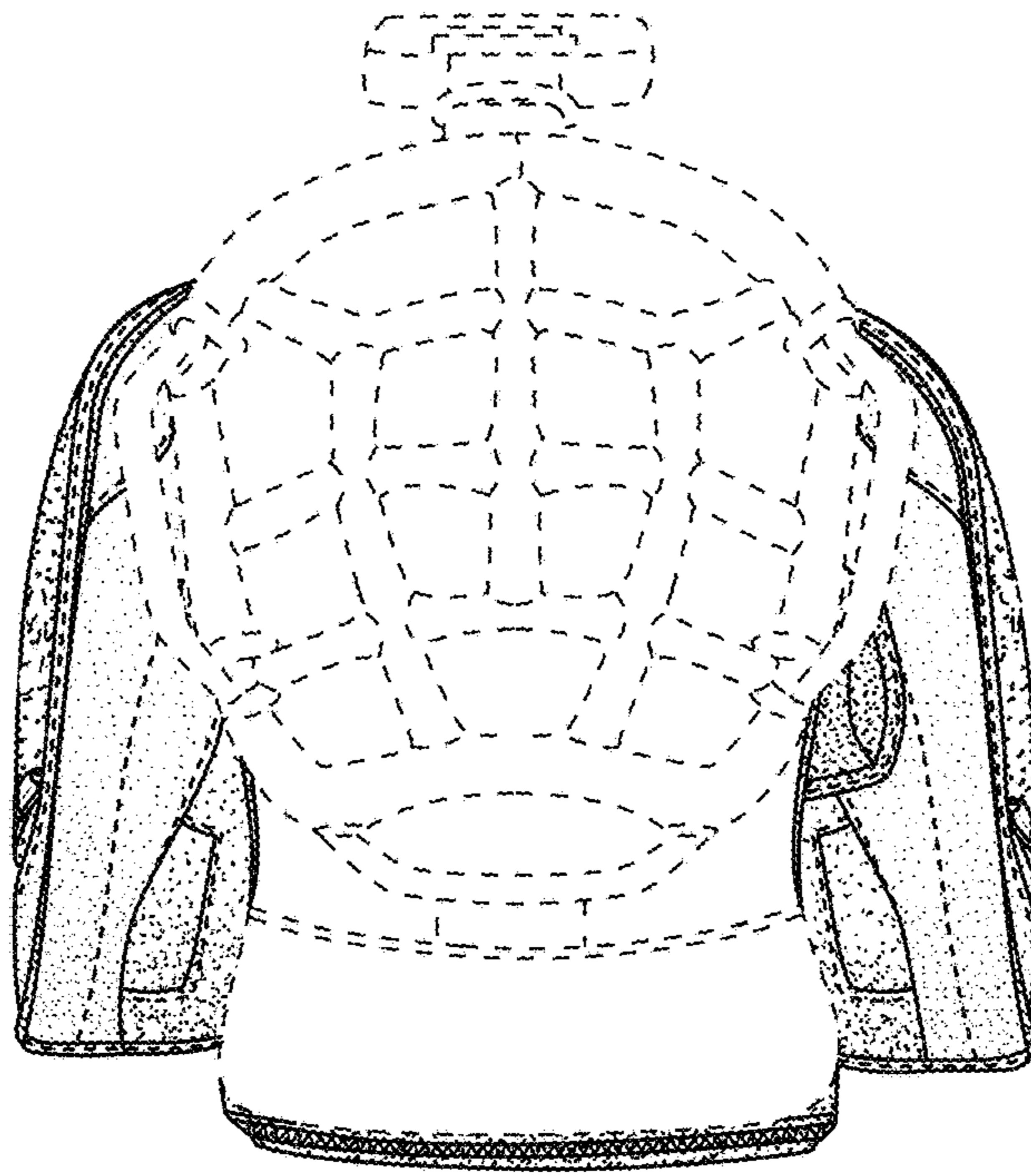


FIG. 6

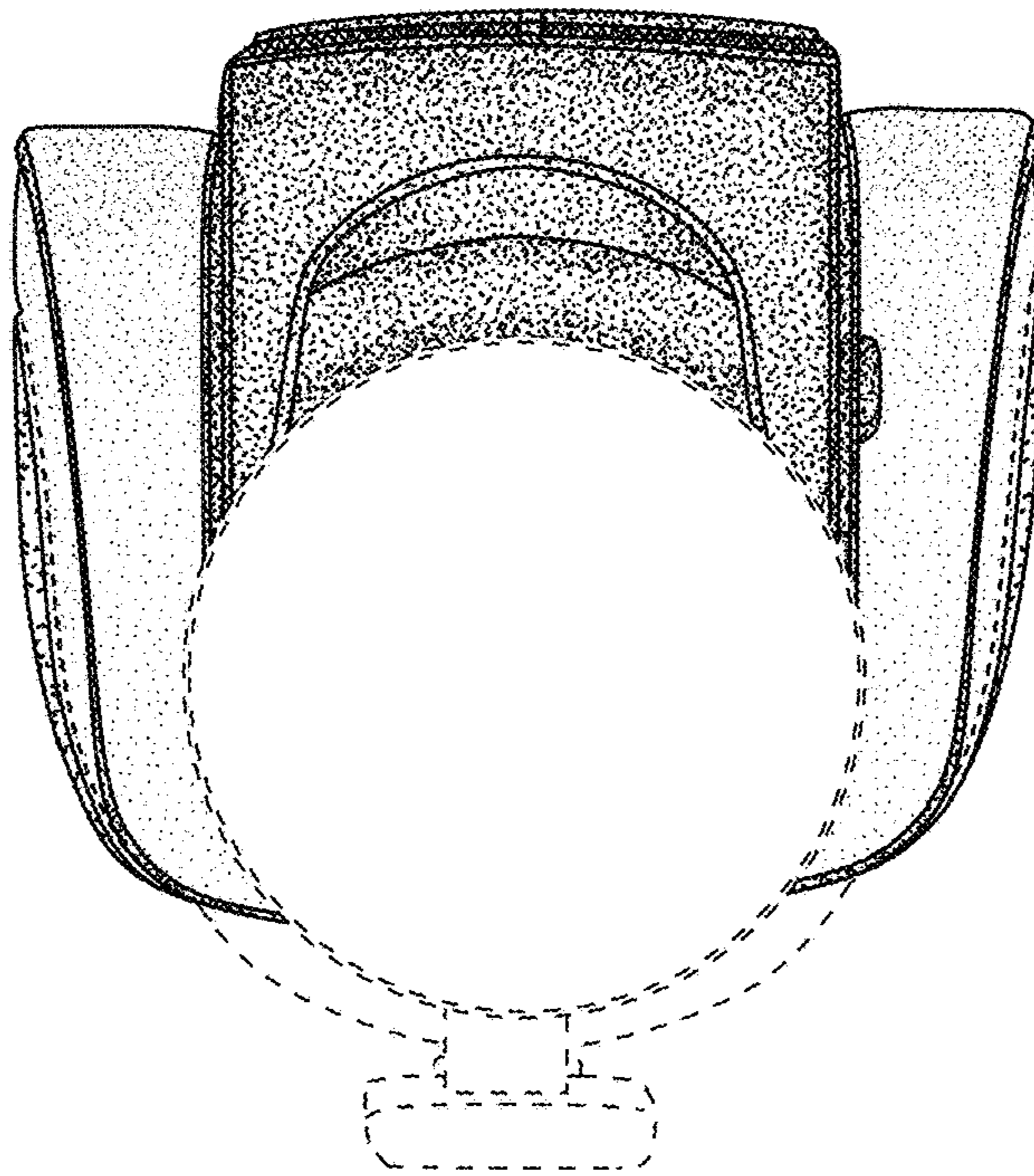


FIG. 7