



US00D824146S

(12) **United States Design Patent**
Cochran et al.

(10) **Patent No.:** **US D824,146 S**
(45) **Date of Patent:** **** Jul. 31, 2018**

(54) **BUTTON HOLE EXTENDER FOR GARMENTS**

(71) Applicants: **Christina Cochran**, Allison Park, PA (US); **Judith Briggs Thompson**, Pittsburgh, PA (US)

(72) Inventors: **Christina Cochran**, Allison Park, PA (US); **Judith Briggs Thompson**, Pittsburgh, PA (US)

(**) Term: **15 Years**

(21) Appl. No.: **29/582,930**

(22) Filed: **Nov. 1, 2016**

(51) **LOC (11) Cl.** **02-02**

(52) **U.S. Cl.**
USPC **D2/853**

(58) **Field of Classification Search**
USPC D2/728, 853, 858, 861; D11/222
CPC Y10T 24/36; Y10T 24/3448; Y10T 24/38;
Y10T 24/44179; Y10T 24/1945; Y10T 24/4607; Y10T 24/4609; B29L 2019/00;
A41F 9/025; A41H 37/10; D05B 97/10
See application file for complete search history.

(56) **References Cited**

U.S. PATENT DOCUMENTS

D2,708 S *	7/1867	Wood	D2/853
1,348,629 A *	8/1920	Cushman	A44B 1/32
				24/104
1,418,819 A *	6/1922	Maltby	A41F 11/04
				24/476
1,556,455 A *	10/1925	Ripley	A44B 1/20
				2/122
1,649,690 A *	11/1927	Hatch	A41F 9/02
				2/237
1,775,546 A *	9/1930	Arbes	A44B 1/30
				24/105
2,451,077 A *	10/1948	Emsig	B29D 19/00
				112/475.15
2,524,842 A *	10/1950	Slamon	B29C 66/8612
				156/293

(Continued)

OTHER PUBLICATIONS

“Easy Fit Jeans Buttons” May 20, 2010, kyholdings.objectis.net, site visited Oct. 31, 2017 <<http://kyholdings.objectis.net/products-list/easy-fit-jeans-buttons>> (Year: 2010).*

(Continued)

Primary Examiner — Kevin K Rudzinski

Assistant Examiner — Paul D Bohannon

(74) *Attorney, Agent, or Firm* — The Webb Law Firm

(57) **CLAIM**

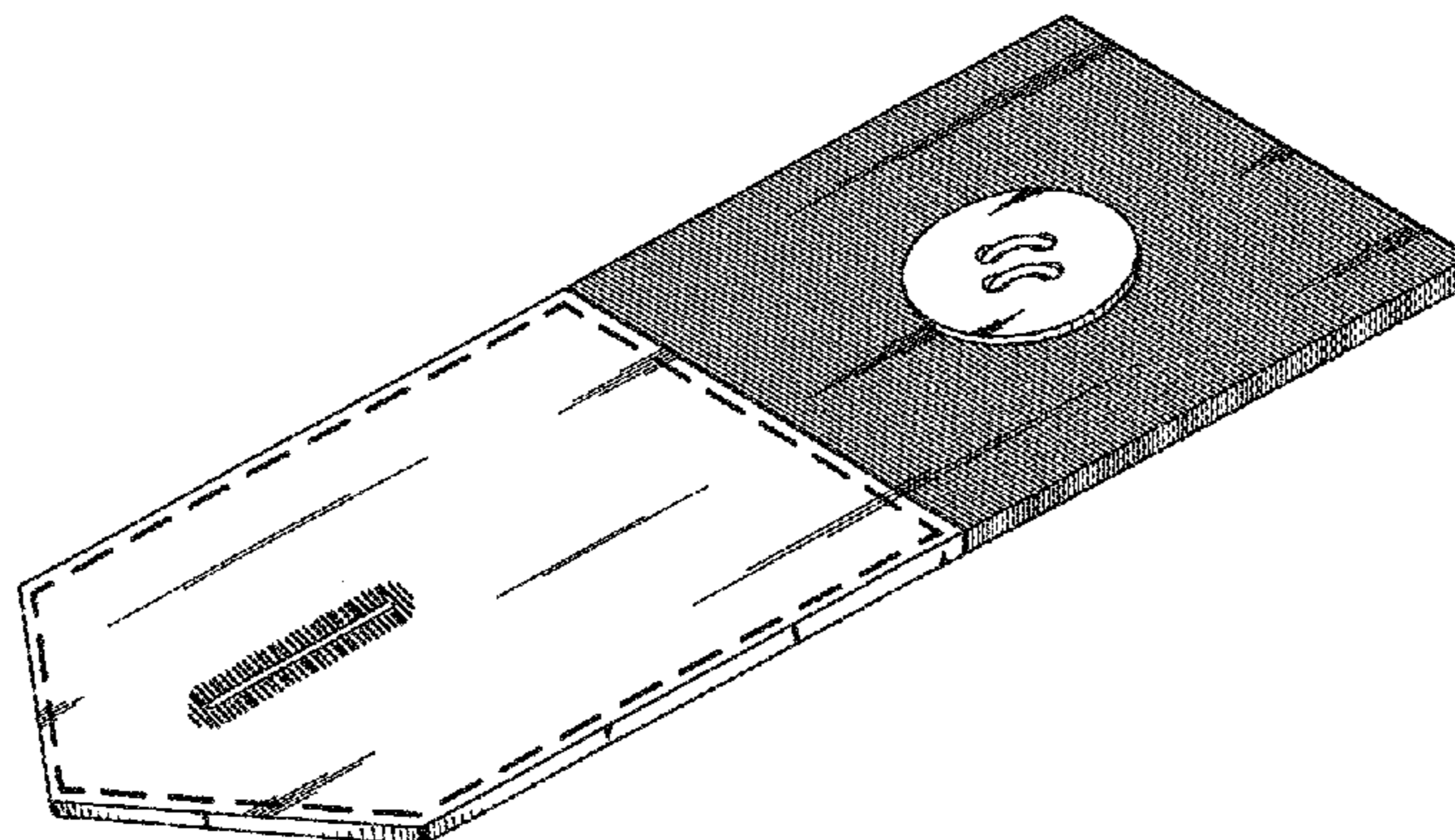
The ornamental design for a button hole extender for garments, as shown and described.

DESCRIPTION

FIG. 1 is a perspective view of a first embodiment of our new design of a button hole extender for garments. FIG. 2 is a top view of the design of FIG. 1. FIG. 3 is a bottom view of the design of FIG. 1. FIG. 4 is a side view of the design of FIG. 1, the opposite being a mirror image thereof. FIG. 5 is an end view of the flat side of the design of FIG. 1; and, FIG. 6 is an end view of the pointed side of the design of FIG. 1.

In the drawings, the broken lines represent threaded stitching. The unlined body portion of the button hole extender does not represent any particular color, pattern, material, or texture. The hatched pattern on the edge portions of the perspective views represents shading to depict dimension and does not represent any particular color, pattern, material, or texture. The lined body portion of the button hole extender represents elastic without any particular color or pattern.

1 Claim, 2 Drawing Sheets



(56)

References Cited

U.S. PATENT DOCUMENTS

4,580,298 A * 4/1986 Tuisl A41F 9/025
2/220
5,603,143 A * 2/1997 Rucker A44B 1/28
24/103
D414,016 S * 9/1999 Berglund D2/728
6,286,152 B1 * 9/2001 Mooneyhan A41F 9/025
2/237
6,353,984 B1 * 3/2002 Wilson A44B 1/28
24/104
6,393,669 B1 * 5/2002 Kalinowski A44B 1/38
24/101 B
D474,997 S * 5/2003 Berzack D11/222
D490,215 S * 5/2004 Gonzales D2/853
D613,479 S * 4/2010 Farmer D2/853
D614,379 S * 4/2010 Campbell D2/853
D637,795 S * 5/2011 Hooker D2/853
D646,468 S * 10/2011 Arrindell D2/858
D683,521 S * 6/2013 Garcia D2/742

8,584,913 B1 * 11/2013 Perlswieg A44B 1/185
2/265
D698,128 S * 1/2014 Cabrera D2/853
D710,068 S * 8/2014 Garcia D2/742
D773,780 S * 12/2016 Canady D2/853
2008/0086794 A1 * 4/2008 Gardner, III A41D 1/20
2/237

OTHER PUBLICATIONS

Medipaq® Skirt Trouser Jeans Button Waist Extenders x3—Don't throw away those tight fitting clothes! Oct. 18, 2009, amazon.co.uk, site visited Nov. 1, 2017 <https://www.amazon.co.uk/Medipaq%C2%AE-Trouser-EXTENDERS-fitting-clothes/dp/B0069RGUJ8/ref=cm_cr_arp_d_product_top?ie=UTF8> (Year: 2009).*

“Medipaq® Skirt Trouser or Jeans Button Waist Extenders x3 Pack” Jun. 26, 2015, amazon.co.uk, site visited Nov. 2, 2017 <<https://www.amazon.co.uk/Medipaq%C2%AE-Skirt-Trouser-Button-EXTENDERS/dp/B010FOWVTI>> (Year: 2015).*

* cited by examiner




FIG. 1

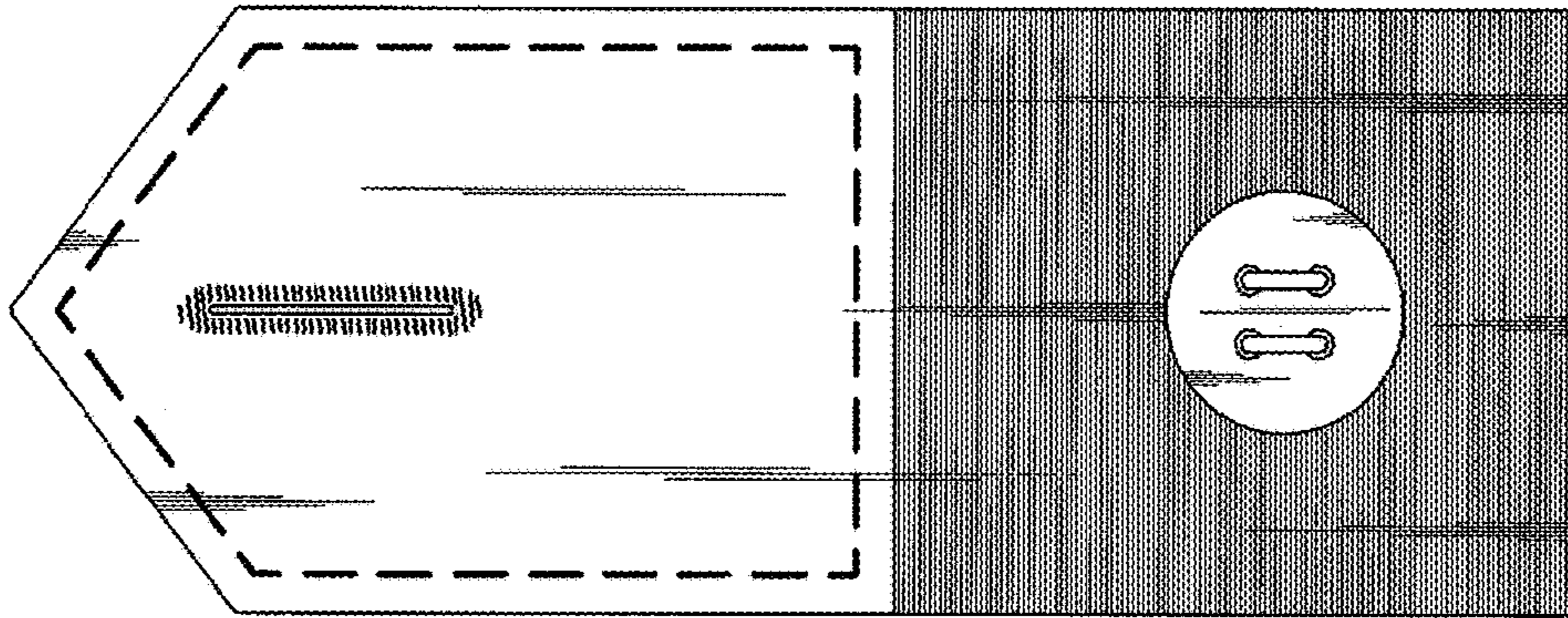


FIG. 2

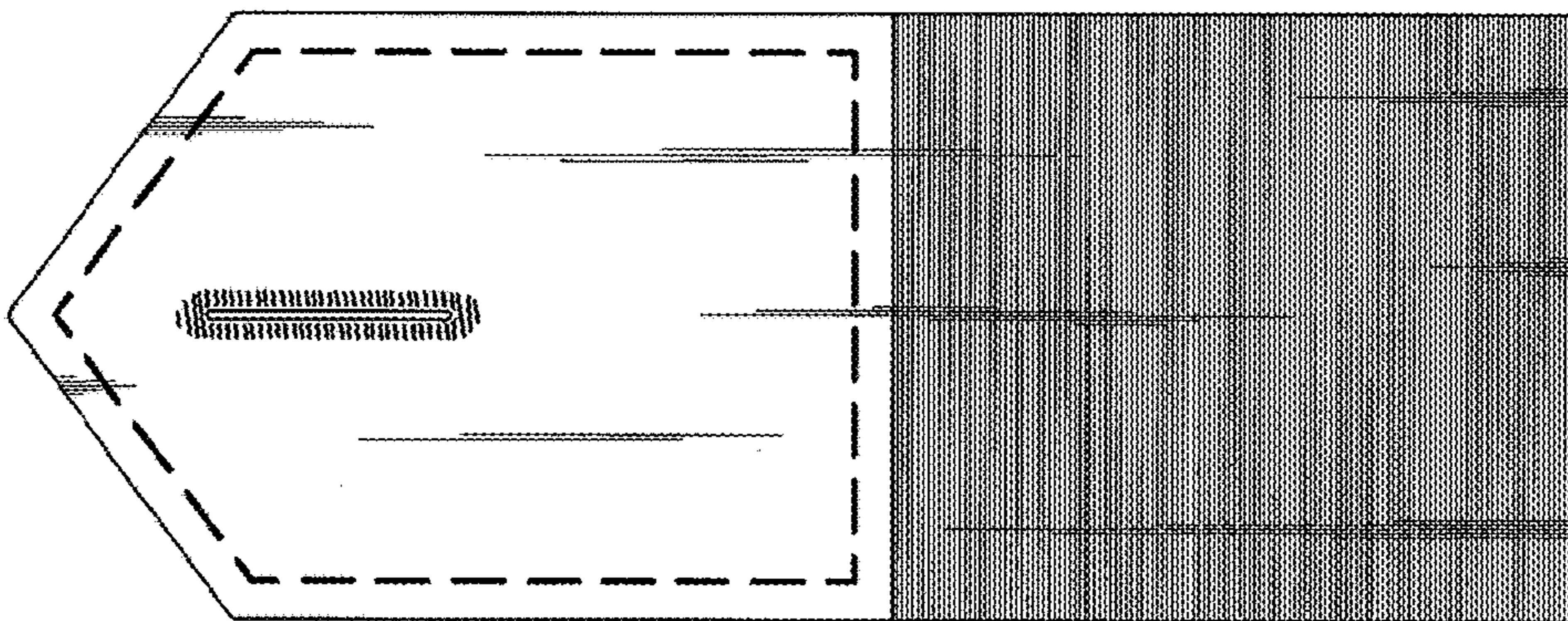


FIG. 3



FIG. 4



FIG. 5



FIG. 6