

US00D824137S

(12) **United States Design Patent** (10) **Patent No.:** **US D824,137 S**
Erickson (45) **Date of Patent:** **** Jul. 31, 2018**

(54) **PRE-TIED TIE KNOT**

(71) Applicant: **Louis Erickson**, Rush Valley, UT (US)

(72) Inventor: **Louis Erickson**, Rush Valley, UT (US)

(**) Term: **15 Years**

(21) Appl. No.: **29/584,110**

(22) Filed: **Nov. 11, 2016**

(51) **LOC (11) Cl.** **02-05**

(52) **U.S. Cl.**
USPC **D2/609**

(58) **Field of Classification Search**

USPC D2/500, 600, 601, 602, 603, 604, 605,
D2/606, 607, 608, 609; D11/184
CPC A41D 25/00; A41D 25/001; A41D 25/003;
A41D 25/005; A41D 25/006; A41D
25/008; A41D 25/02; A41D 25/022;
A41D 25/025; A41D 25/027; A41D
25/04; A41D 25/06; A41D 25/08; A41D
25/10; A41D 25/12; A44B 6/00

See application file for complete search history.

(56) **References Cited**

U.S. PATENT DOCUMENTS

D352,376 S *	11/1994	Moore	D2/605
6,076,188 A *	6/2000	Dresen	A41D 25/00 2/144
6,920,642 B2 *	7/2005	Dickens	A41D 25/022 2/152.1
D692,637 S *	11/2013	Glennie	D2/608
9,781,961 B2 *	10/2017	Erickson	A41D 25/027
2015/0264989 A1 *	9/2015	Abraham	A41D 25/02 2/149
2016/0235143 A1 *	8/2016	Kim	A41D 25/02
2016/0242477 A1 *	8/2016	Peterson	A41D 25/04
2017/0055611 A1 *	3/2017	Rakfeldt	A41D 25/02

OTHER PUBLICATIONS

30 Different Ways to Tie a Tie . . . [on-line]; [article publication date unknown]; [retrieved from the Internet on Oct. 4, 2017]; URL: <http://www.shirtsmymway.com/articles/different-ways-how-to-tie-a-tie-knots.php>. (21 pgs).*

How to Tie a Tie: The Layered Knot, [on-line]; [published to the Internet on Jan. 15, 2014]; [retrieved from the Internet on Oct. 5, 2017]; URL: <https://www.youtube.com/watch?v=8IEiYv2LWBE&t=302s>. (1 pg).*

How to Tie a Tie—Loop Knot, [on-line]; [published to the Internet on Apr. 7, 2016]; [retrieved from the Internet on Oct. 5, 2017]; URL: <https://www.youtube.com/watch?v=jpOniI98hYQ>. (1 pg).*

(Continued)

Primary Examiner — Thomas J Johannes

Assistant Examiner — Jasmine Mlinarcik

(57) **CLAIM**

The ornamental design for a pre-tied tie knot, as shown and described.

DESCRIPTION

FIG. 1 is a front elevation view of a pre-tied tie knot showing my new design;

FIG. 2 is a rear elevation view of the pre-tied tie knot;

FIG. 3 is a left side elevation view of the pre-tied tie knot;

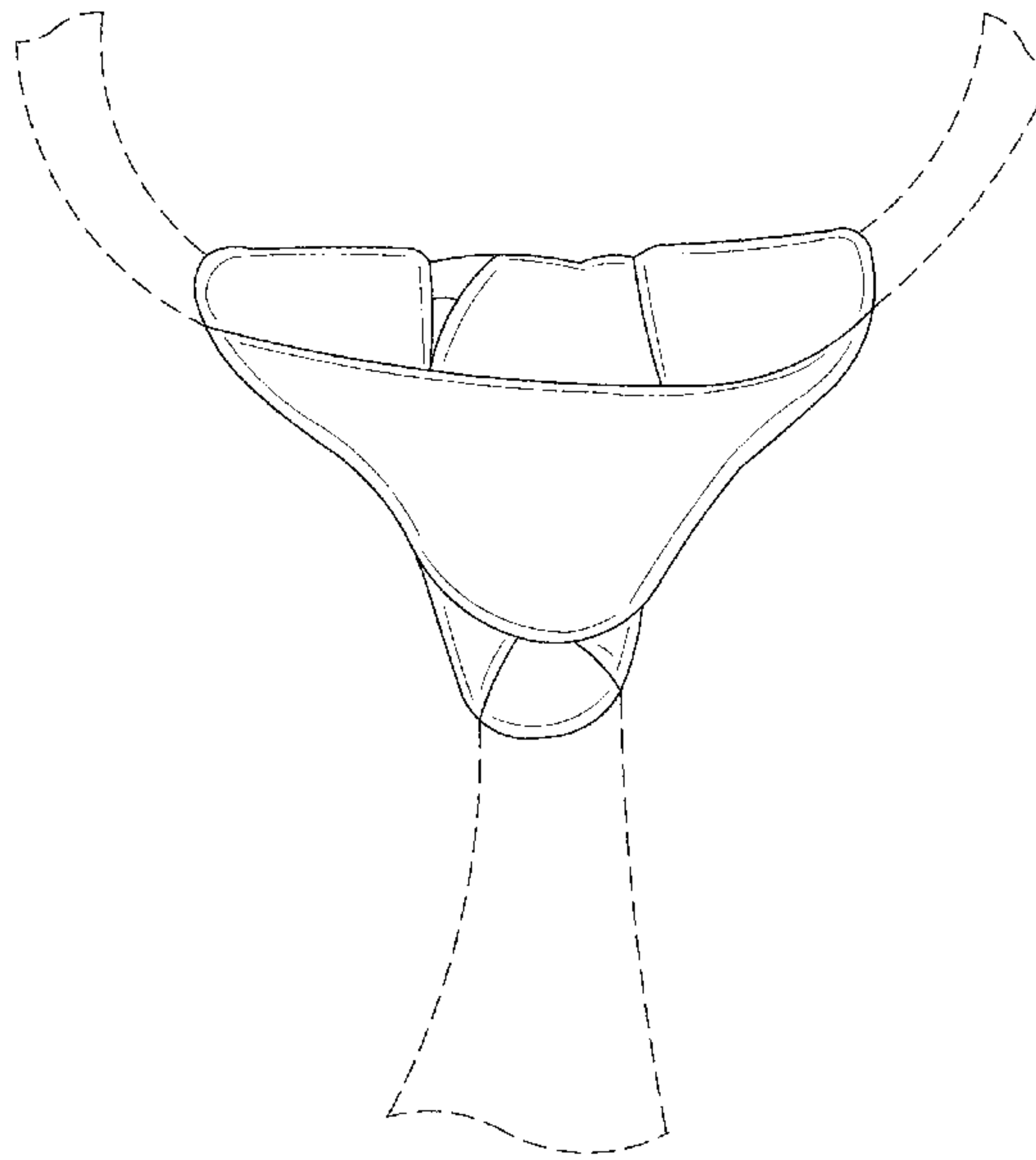
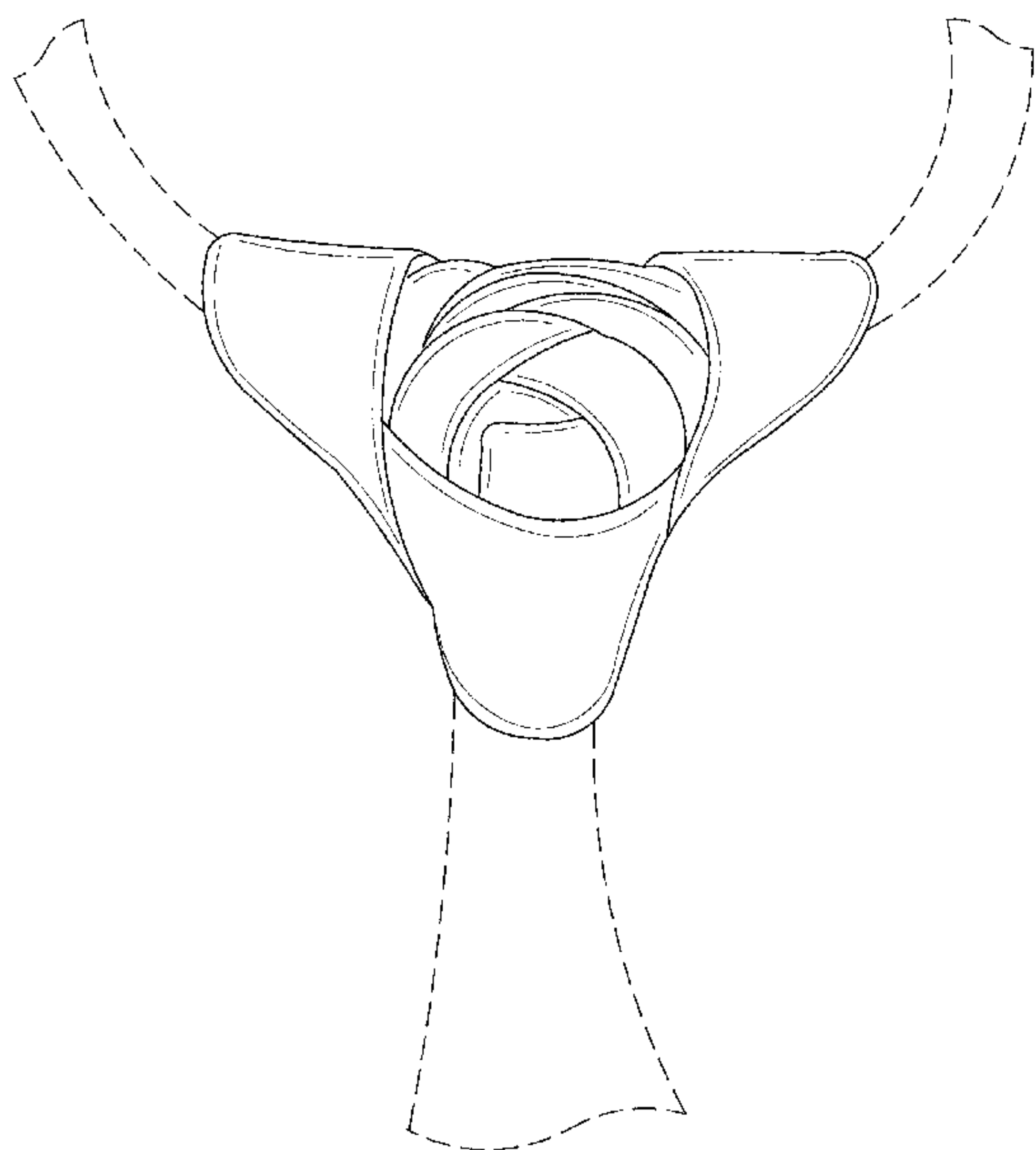
FIG. 4 is a right side elevation view of the pre-tied tie knot;

FIG. 5 is a top plan view of the pre-tied tie knot; and,

FIG. 6 is a bottom plan view of the pre-tied tie knot.

The broken lines immediately adjacent to the edges of the claim represent boundaries of the claim and form no part of the claimed design. All other broken lines represent environmental structure that forms no part of the claim.

1 Claim, 4 Drawing Sheets



(56)

References Cited

OTHER PUBLICATIONS

How to Tie a Tie Original Mac Knot for your Necktie, [on-line]; [published to the Internet on Jun. 6, 2014]; [retrieved from the Internet on Oct. 4, 2017]; URL: <https://www.youtube.com/watch?v=UG-9OXBKgpI>. (1 pg).*

How to Tie a Tie Penrose Knot for your Necktie, [on-line]; [published to the Internet on May 1, 2014]; [retrieved from the Internet on Oct. 4, 2017]; URL: <https://www.youtube.com/watch?v=ofLCc8SWcQ4>. (1 pg).*

How to Tie the Rose Knot for your Necktie, [on-line]; [published to the Internet on Oct. 25, 2013]; [retrieved from the Internet on Oct. 4, 2017]; URL: <https://www.youtube.com/watch?v=J22PLA6e7UY>. (1 pg).*

Animated How to Tie a Necktie Cape Knot—How to Tie a Tie, [on-line]; [published to the Internet on Nov. 21, 2013]; [retrieved from the Internet on Oct. 4, 2017]; URL: <https://www.youtube.com/watch?v=b6dD3nokKn8>. (1 pg).*

* cited by examiner

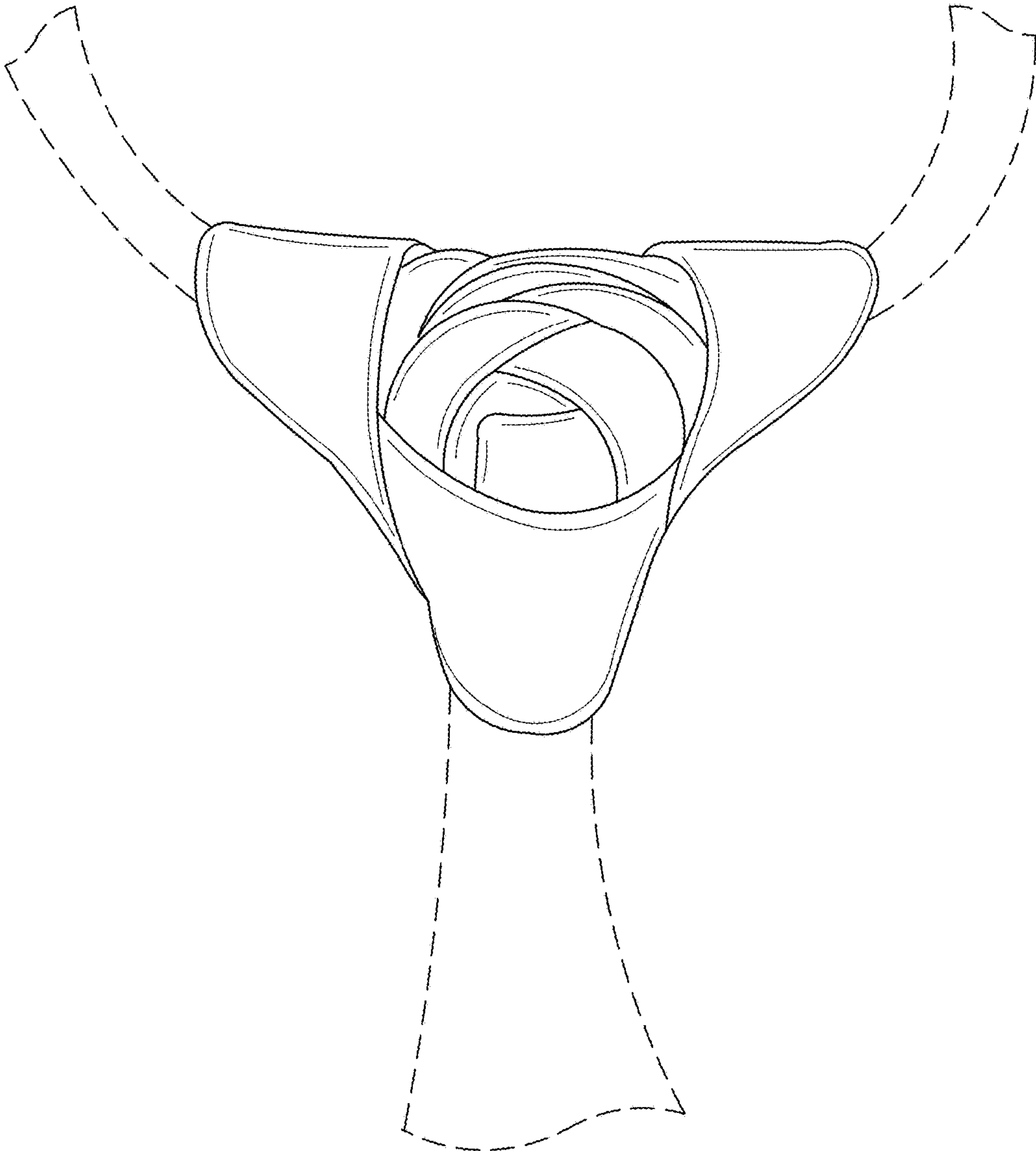


FIG. 1

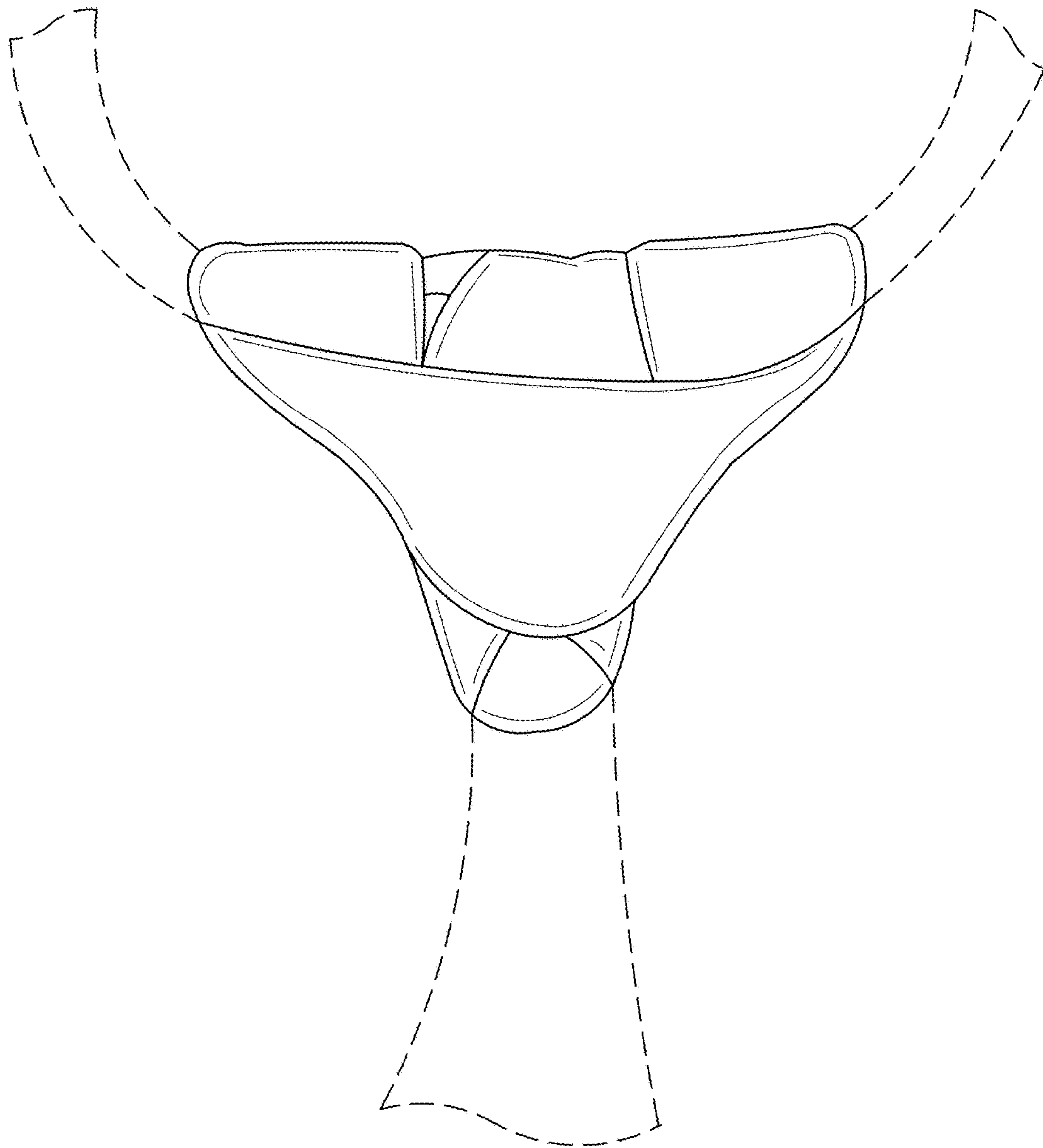


FIG. 2

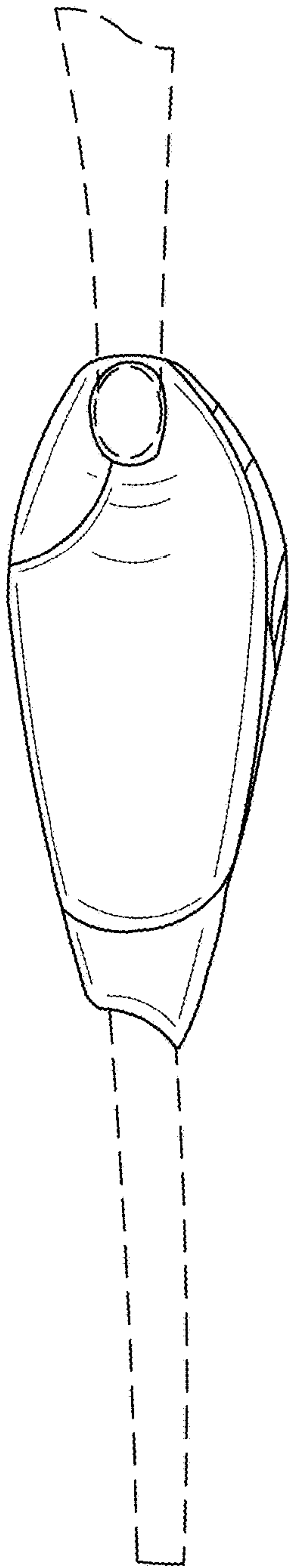


FIG. 3

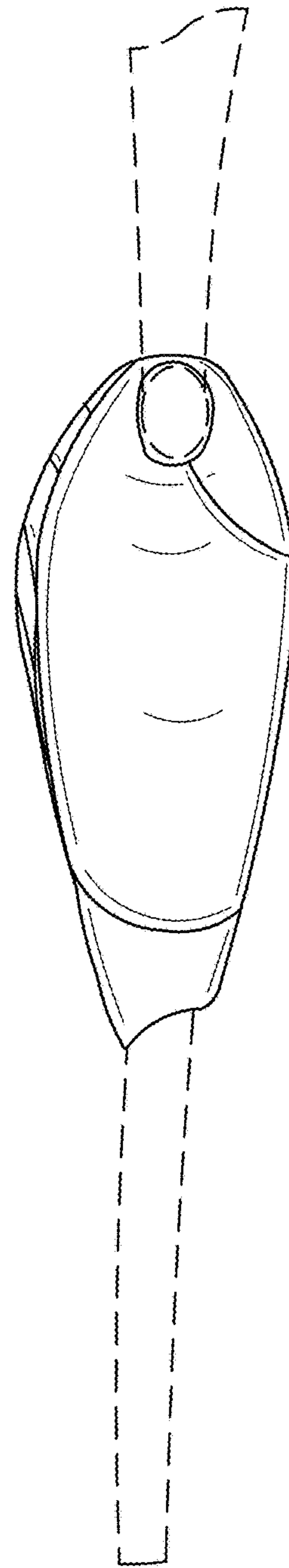


FIG. 4




FIG. 5

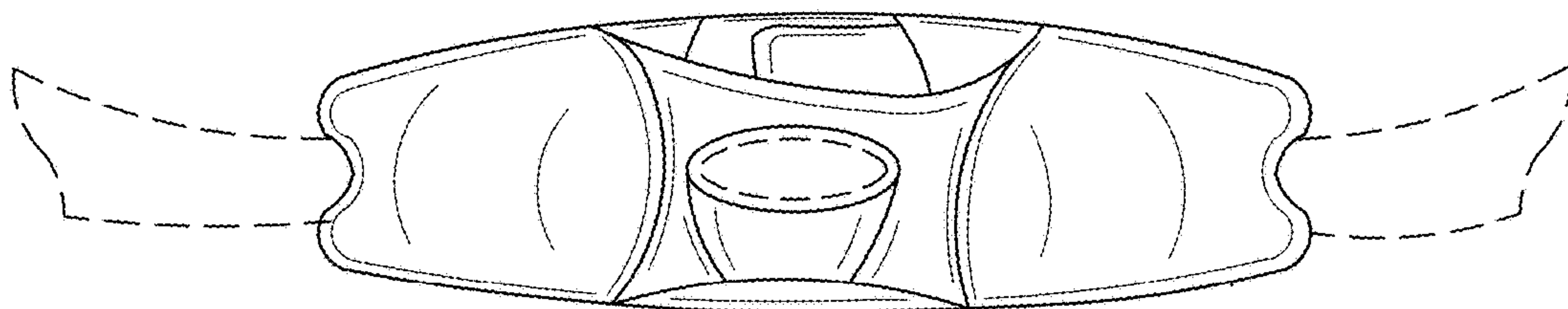


FIG. 6