



US00D824130S

(12) **United States Design Patent**
Vosbikian et al.

(10) **Patent No.:** **US D824,130 S**
(45) **Date of Patent:** **** Jul. 24, 2018**

(54) **HANDGRIP FOR CLEANING TOOL HANDLES**

(71) Applicants: **Peter S Vosbikian**, Moorestown, NJ (US); **Robert Petner**, Burlington, NJ (US)

(72) Inventors: **Peter S Vosbikian**, Moorestown, NJ (US); **Robert Petner**, Burlington, NJ (US)

(73) Assignee: **Zenith Innovation LLC**, Moorestown, NJ (US)

(**) Term: **15 Years**

(21) Appl. No.: **29/613,358**

(22) Filed: **Aug. 9, 2017**

(51) **LOC (11) Cl.** **07-05**

(52) **U.S. Cl.**
USPC **D32/52; D8/303**

(58) **Field of Classification Search**
USPC **D32/35, 40-45, 50-52; D8/97, 107, D8/300-303; D19/203, 920**

CPC **A61B 17/00234; A61B 17/1285; A61B 19/22; A61B 2019/2242; A61B 2019/2234; A61B 17/068; A61B 17/122; A61B 19/20; A61B 2017/003; A61B 2019/2211; A61B 19/26; A61B 2017/2929; A61B 2017/0046; A61B 2017/00398; A61B 17/0469; A61B 17/064; A61B 2019/464; A61B 17/00; A61B 17/128; A61B 17/2909; A61B 17/0057; A61B 2019/5268; A61B 17/0218; A61B 6/12; A61B 17/320016; A61B 2019/4857; A61B 2019/5259; A61B 2017/306; A61B 2217/005; A61B 5/06; A61B 2017/3445; A61B 2017/292; A61B 8/12; A61B 2017/2902; A61B 10/0233; A61B 2019/2269; A61B 2017/00424; A61B 17/32; A61B 2217/007; A61B 1/00087; A61B 17/0483; Y10T 16/469; Y10T 16/44; Y10T 16/476;**

Y10T 16/466; Y10T 16/4713; Y10T 74/1577; Y10T 74/1558; Y10T 74/1553; Y10T 74/20828; Y10T 74/20732; Y10T 16/4559; Y10T 16/459; Y10T 74/20864; Y10T 292/57; Y10T 74/20762; Y10T 408/65; Y10T 74/20822; Y10S 16/12; Y10S 227/901; Y10S 16/19; Y10S 16/90; Y10S 901/41;

(Continued)

(56) **References Cited**

U.S. PATENT DOCUMENTS

D269,103 S * 5/1983 Morgan D21/775
D278,971 S * 5/1985 Smith D8/107

(Continued)

Primary Examiner — Michelle E Wilson

(74) *Attorney, Agent, or Firm* — Stuart M Goldstein

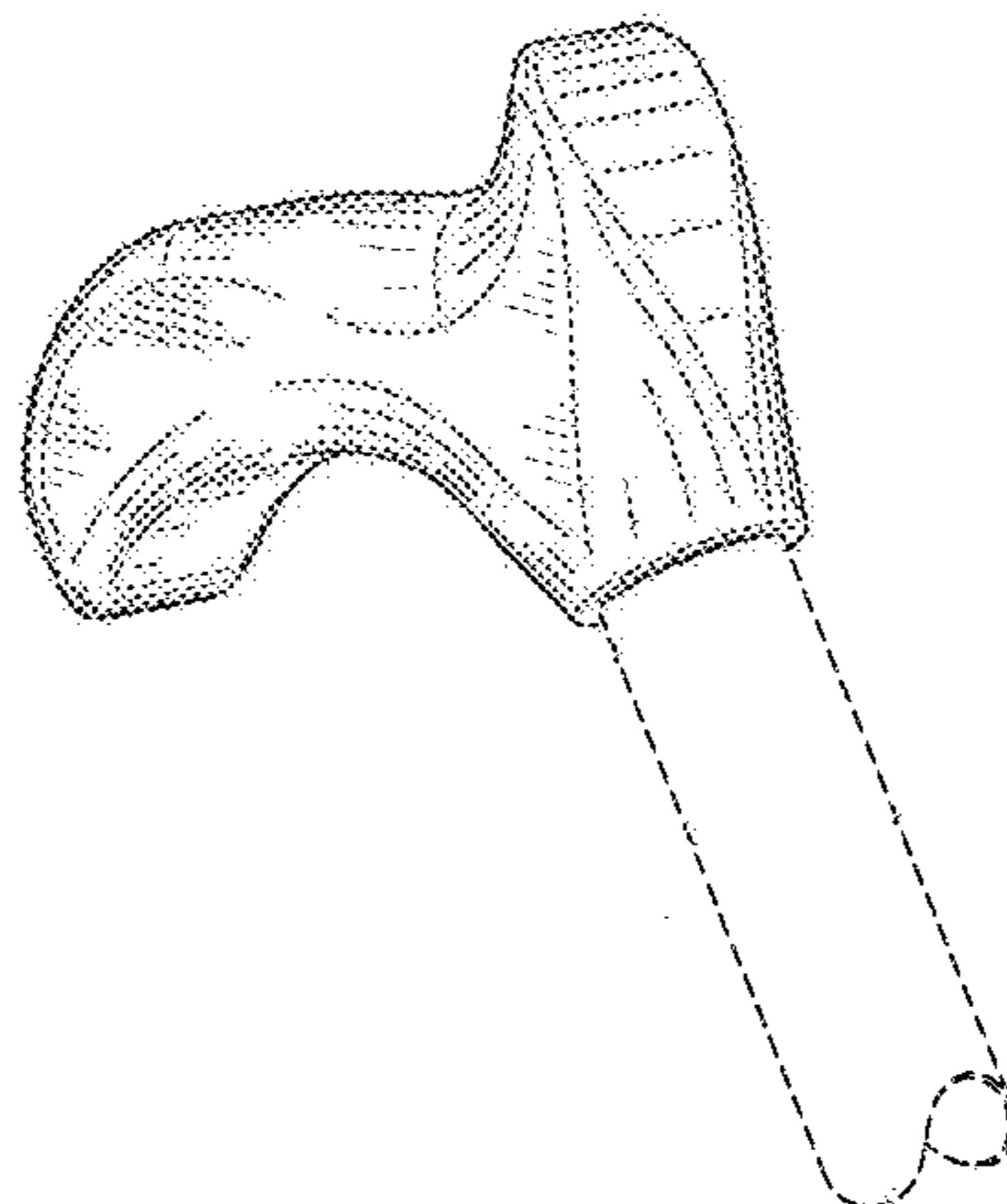
(57) **CLAIM**

The ornamental design for a handgrip for cleaning tool handles, as shown and described.

DESCRIPTION

FIG. 1 is a front isometric view of the present invention. FIG. 2 is a rear isometric view of the present invention. FIG. 3 is a full frontal isometric view of the present invention. FIG. 4 is another rear isometric view of the present invention. FIG. 5 is an elevation view of the present invention. FIG. 6 is the opposite elevation view of the present invention. FIG. 7 is a front view of the present invention. FIG. 8 is a rear view of the present invention. FIG. 9 is a top view of the present invention; and, FIG. 10 is a bottom view of the present invention. The broken lines in FIGS. 1 and 2 showing a section of a handle are included for the purpose of illustrating environment and form no part of the claimed design.

1 Claim, 5 Drawing Sheets



(58) **Field of Classification Search**

CPC Y10S 16/41; B25G 1/102; B25G 1/10;
B25G 1/00; B25G 1/105; B25G 3/00;
B25G 3/20

See application file for complete search history.

(56) **References Cited**

U.S. PATENT DOCUMENTS

D279,254 S * 6/1985 Smith 16/421
D295,211 S * 4/1988 Moody D22/142
D319,770 S * 9/1991 Borromeo 74/557
D331,183 S * 11/1992 Henson D8/303
D388,684 S * 1/1998 Irwin D8/303
5,823,069 A * 10/1998 Roark B62K 21/26
74/551.9
D420,561 S * 2/2000 Kunkler D32/52
D429,990 S * 8/2000 Kunkler D8/303
D459,645 S * 7/2002 Rothfus D8/303
D480,939 S * 10/2003 Huang D8/107
D488,042 S * 4/2004 Enck D8/70
D516,009 S * 2/2006 Kontorovich D12/400
D565,920 S * 4/2008 Bagley D8/107
D583,644 S * 12/2008 Hao D8/107
D590,690 S * 4/2009 Bertini D8/303
D614,824 S * 4/2010 Heidel D32/52
8,065,774 B2 * 11/2011 Schiesz A46B 5/0075
15/143.1
8,261,398 B2 * 9/2012 Haigh A46B 5/0075
15/143.1
D670,991 S * 11/2012 Steinhobel D8/107
D713,460 S * 9/2014 Pierce D19/203
D726,861 S * 4/2015 Siddle D22/108
D798,686 S * 10/2017 Barakat D8/107

* cited by examiner

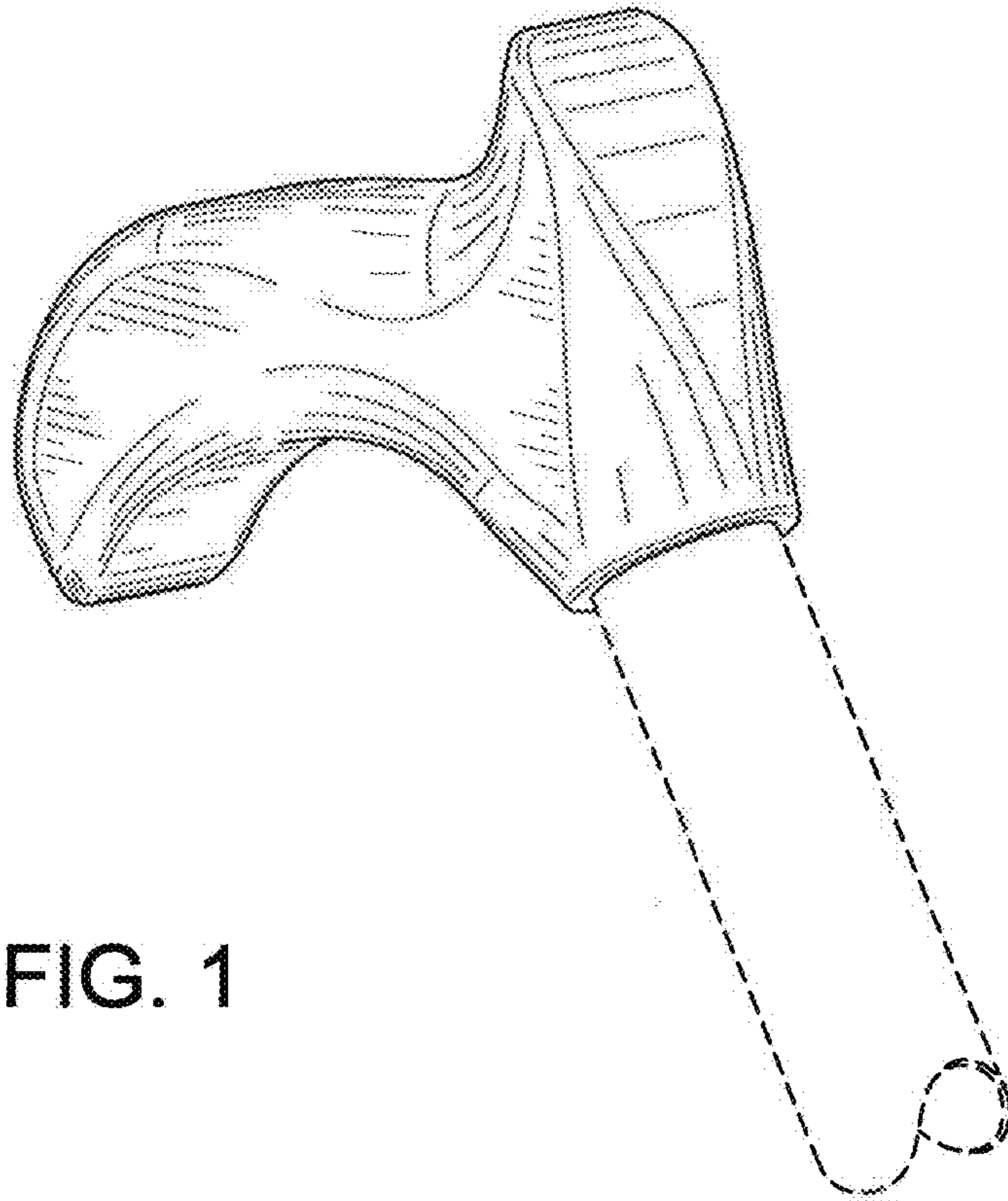


FIG. 1

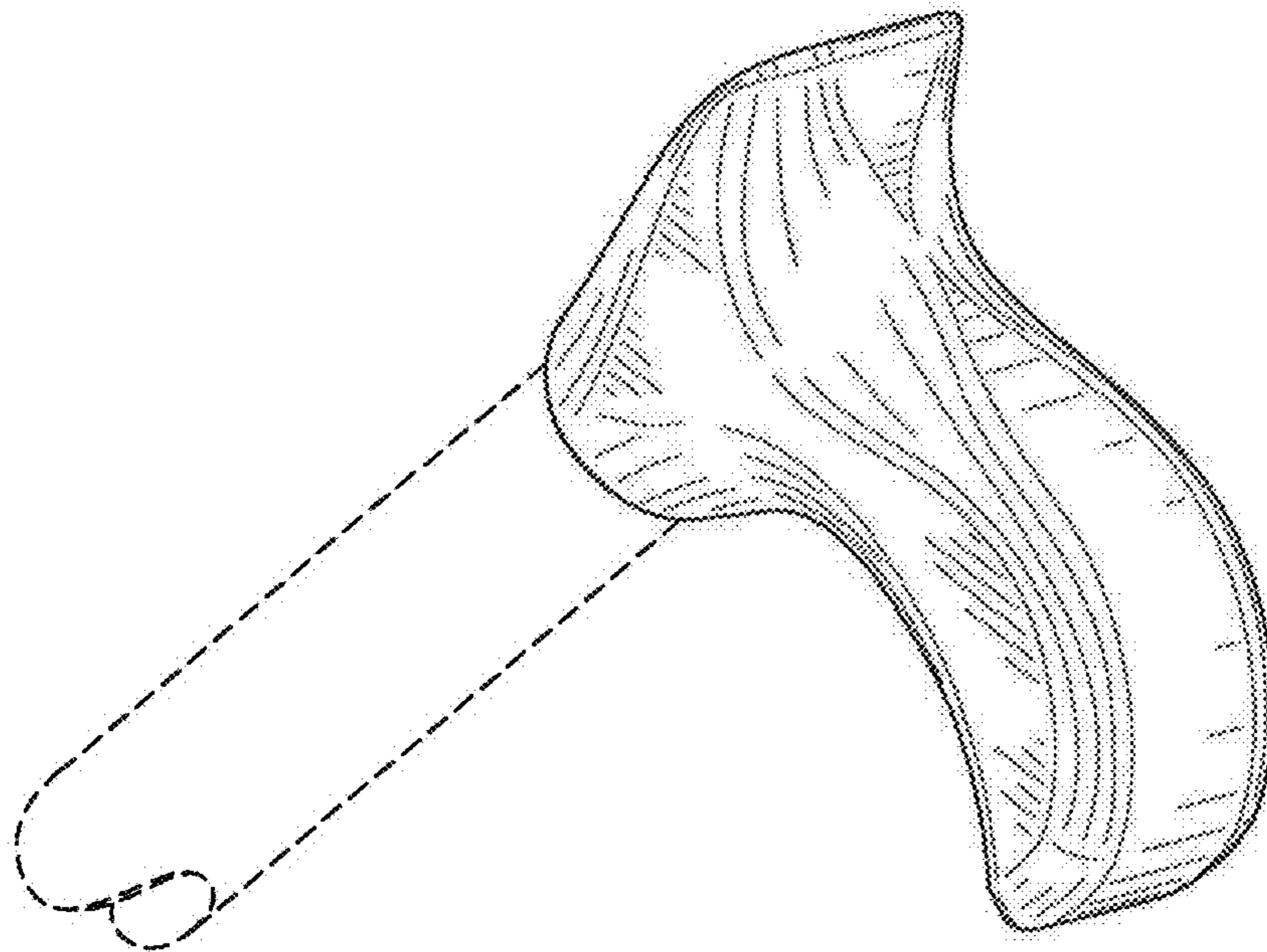


FIG. 2

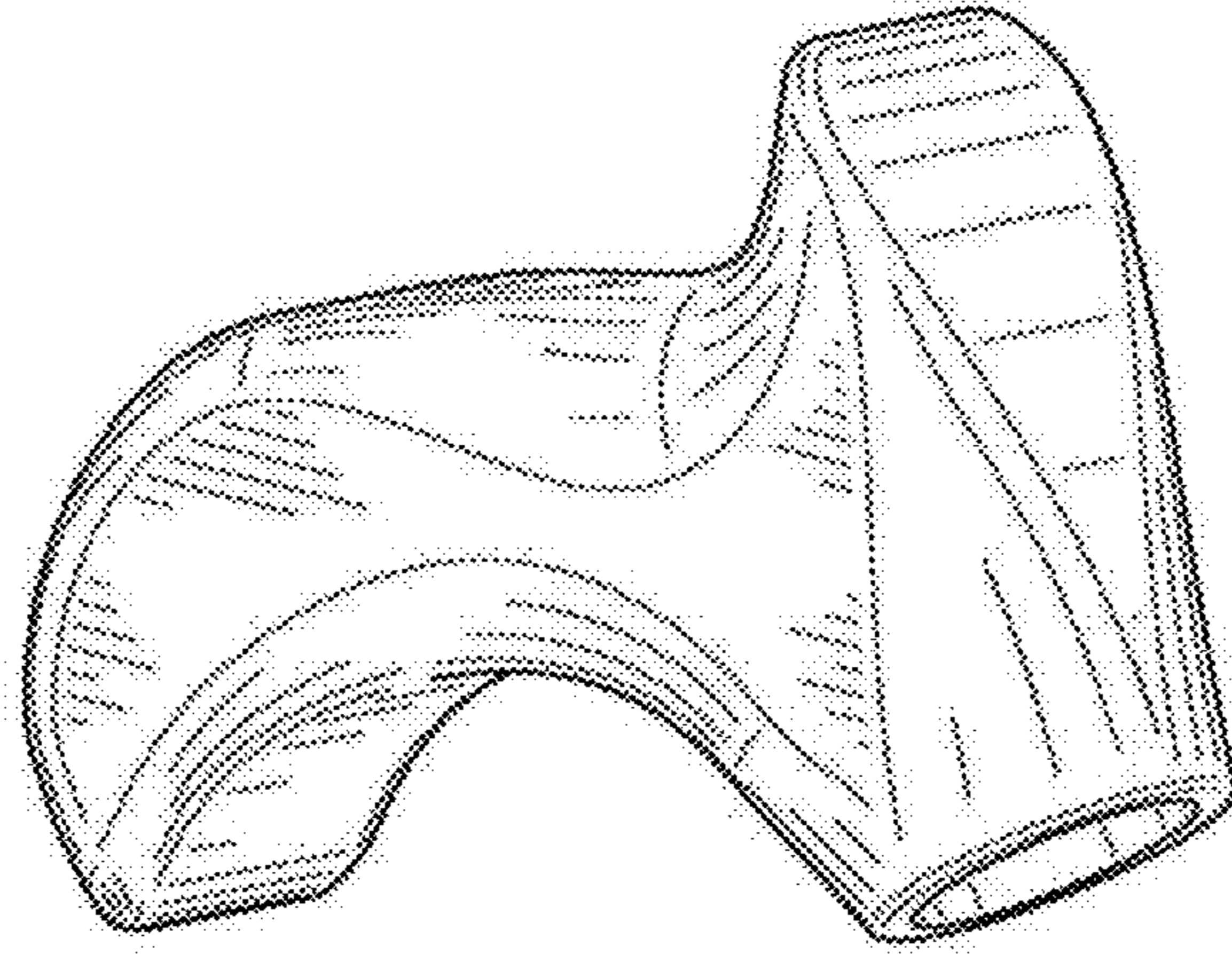


FIG. 3

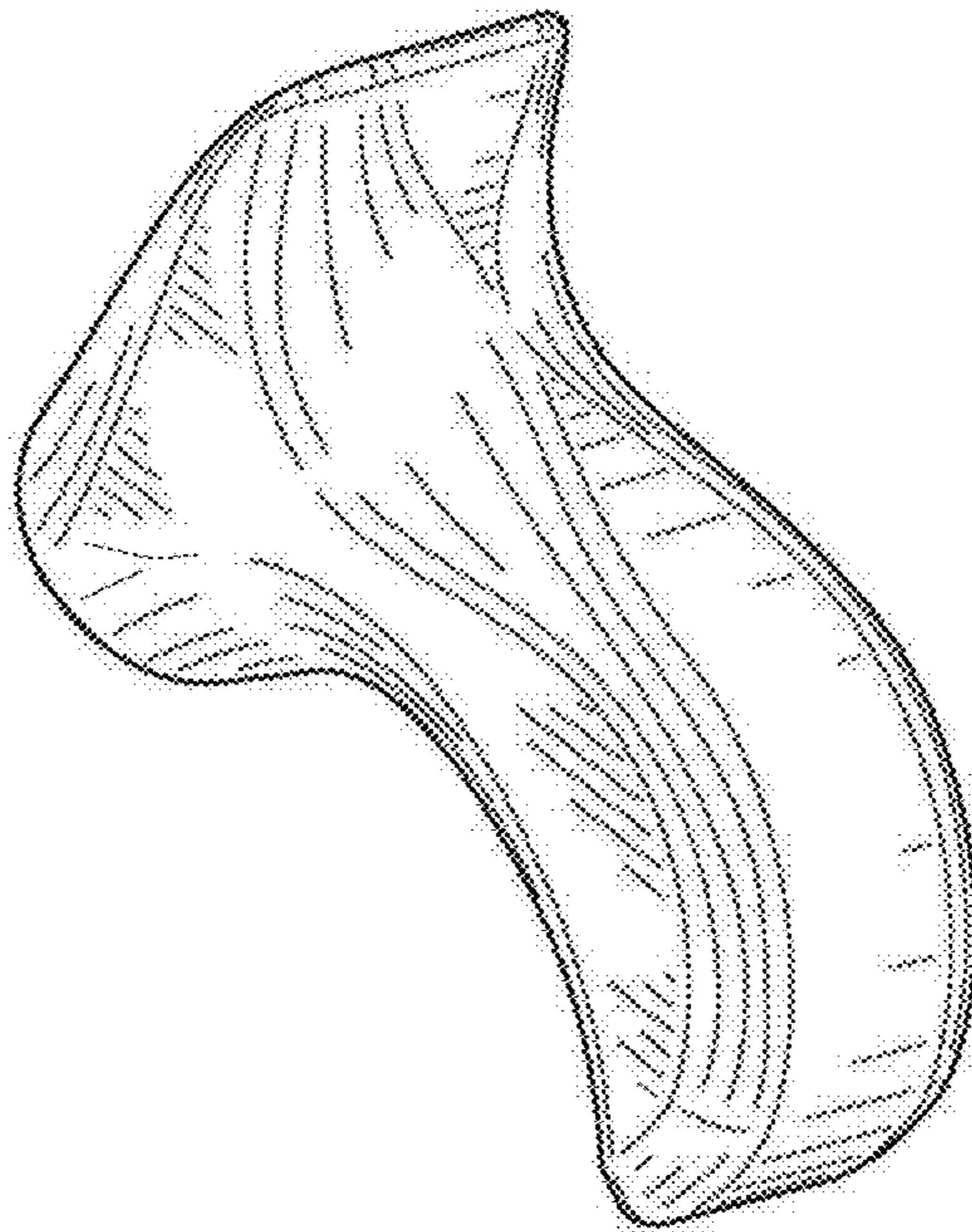


FIG. 4

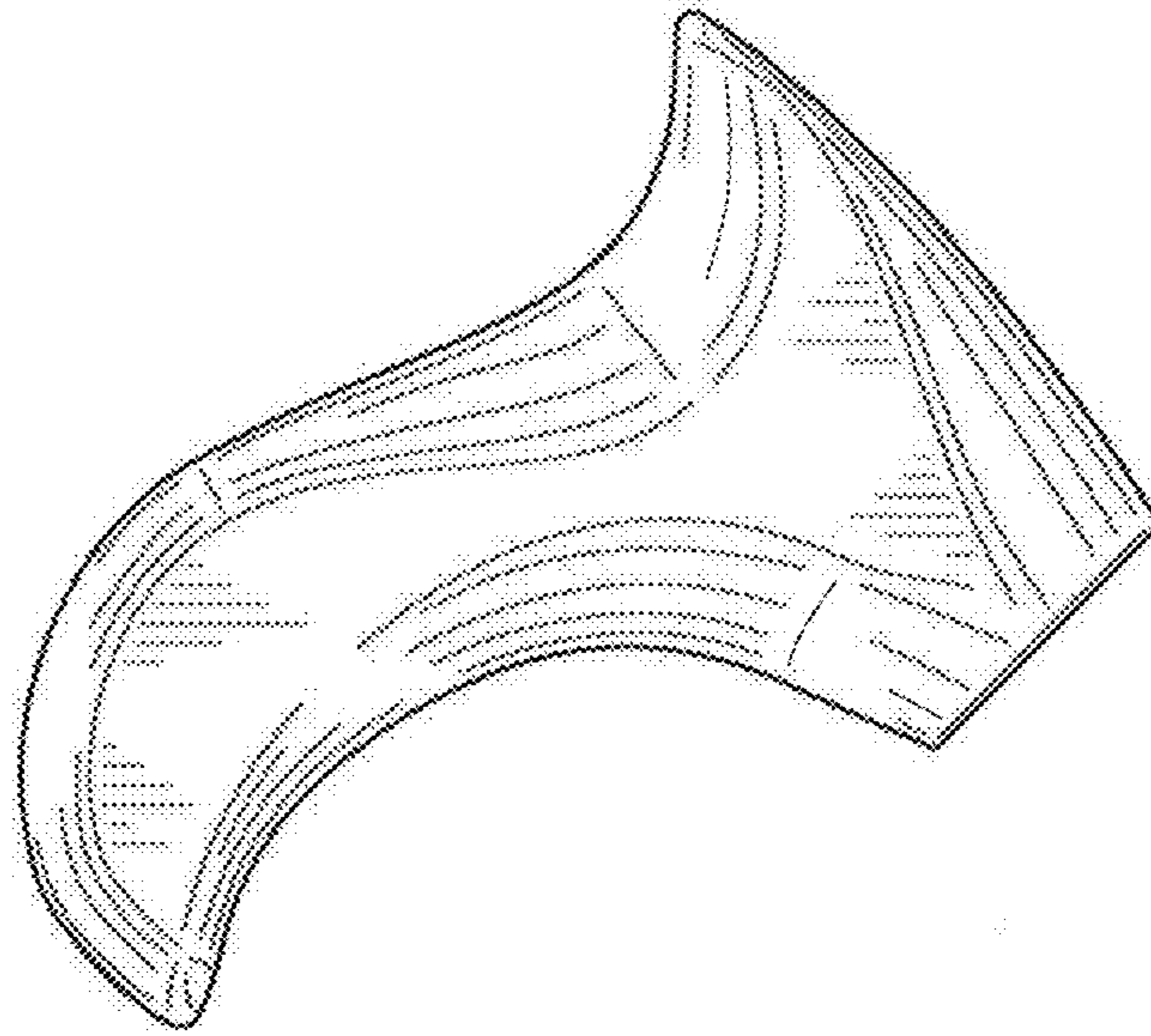


FIG. 5

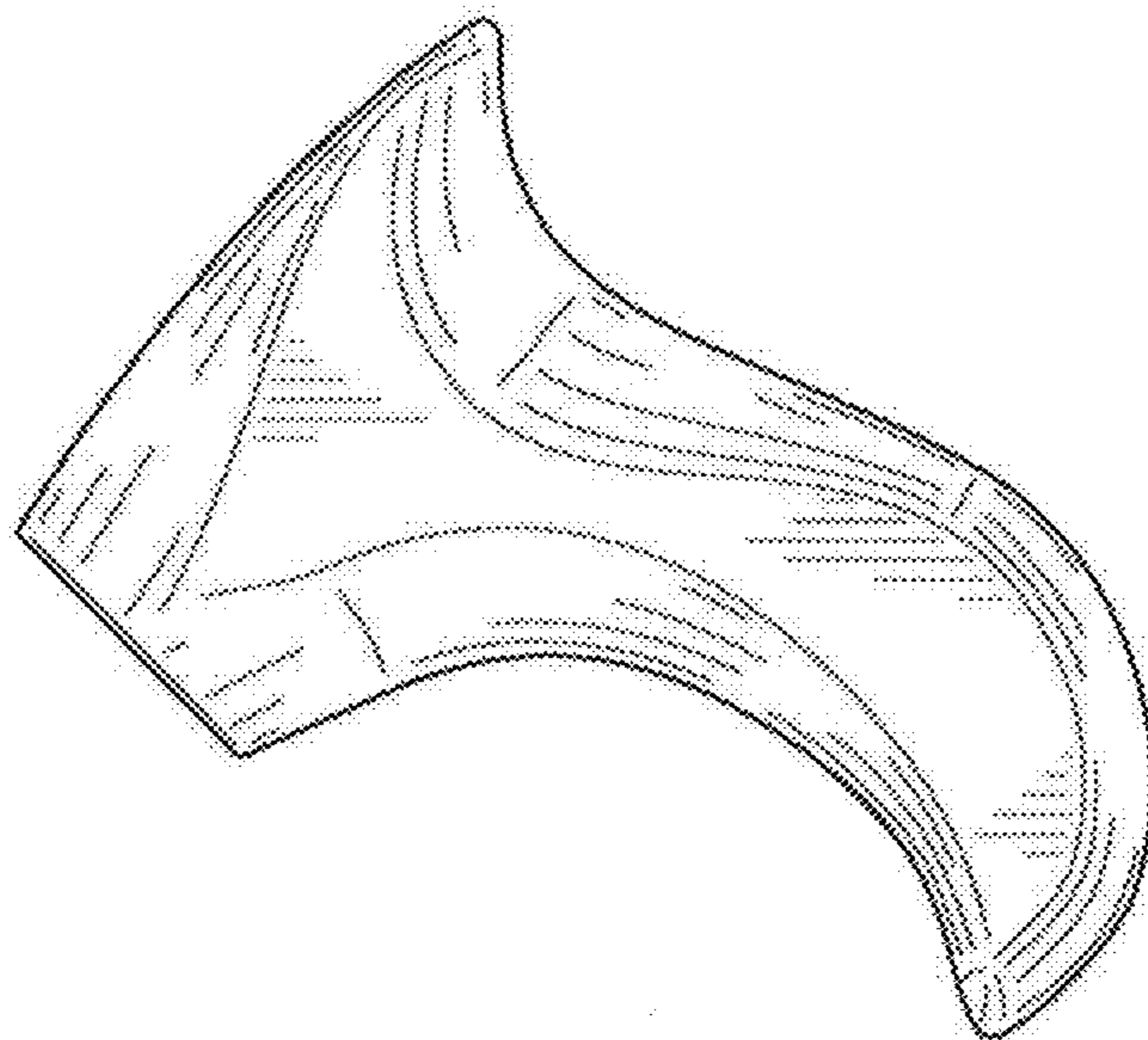


FIG. 6

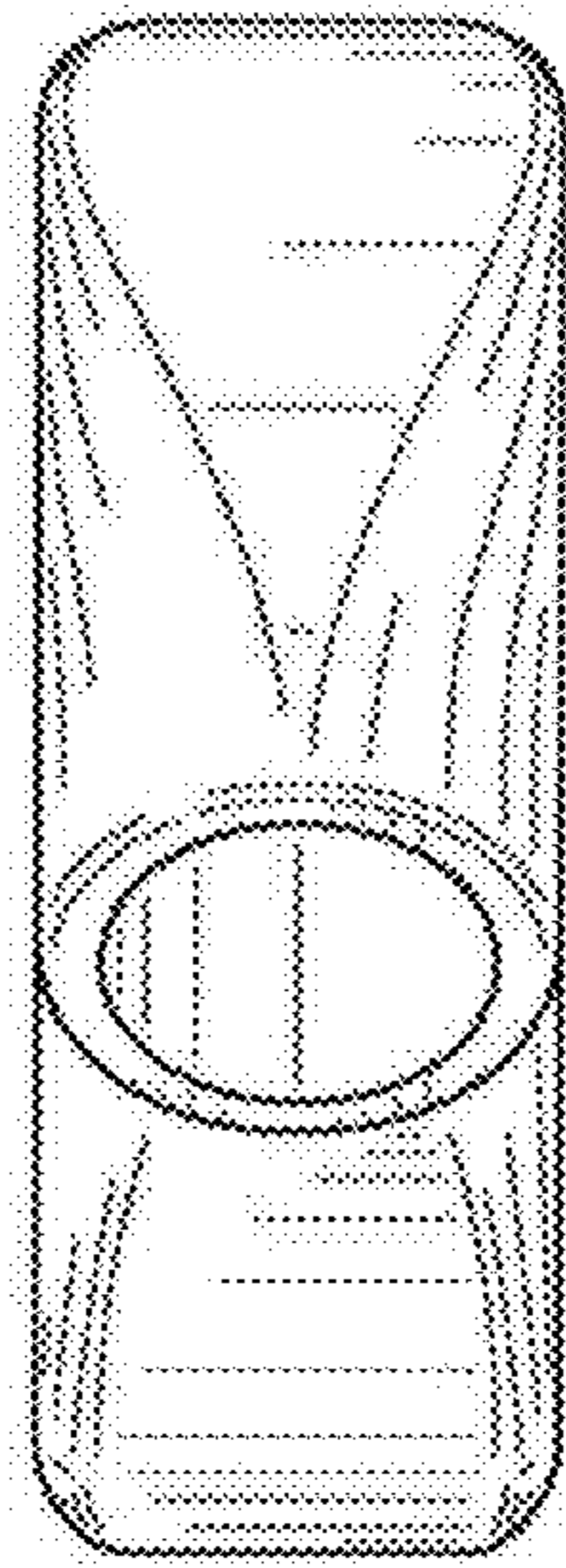


FIG. 7

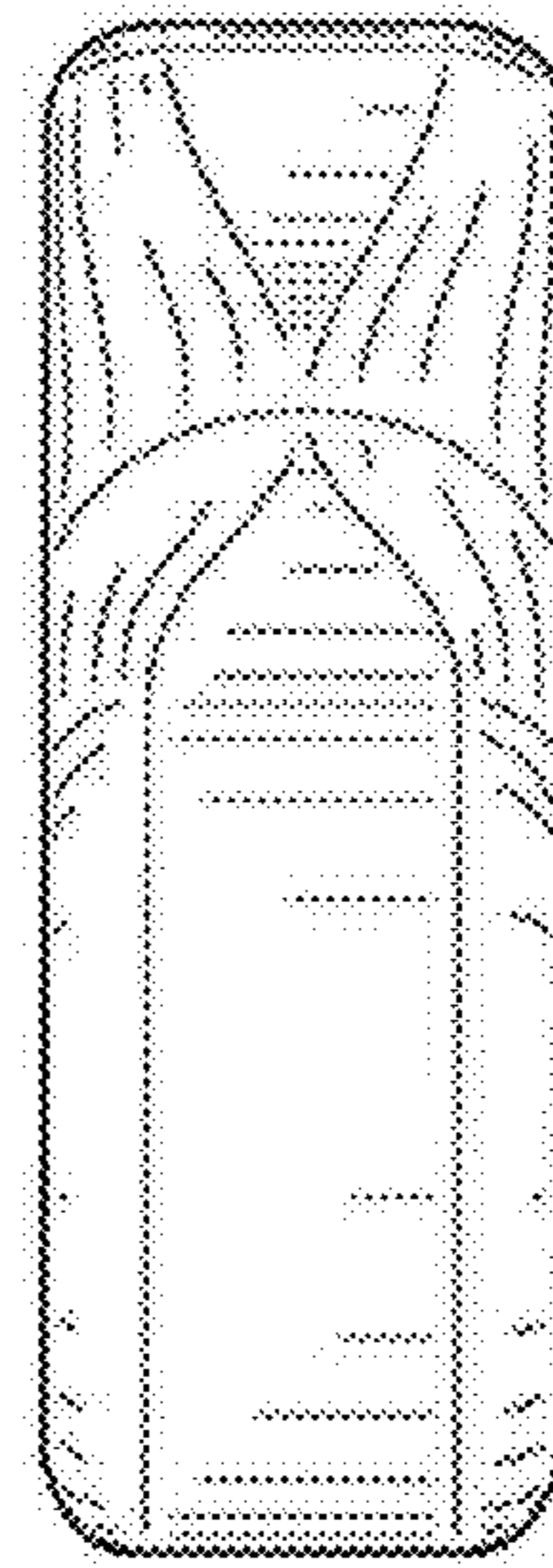


FIG. 8

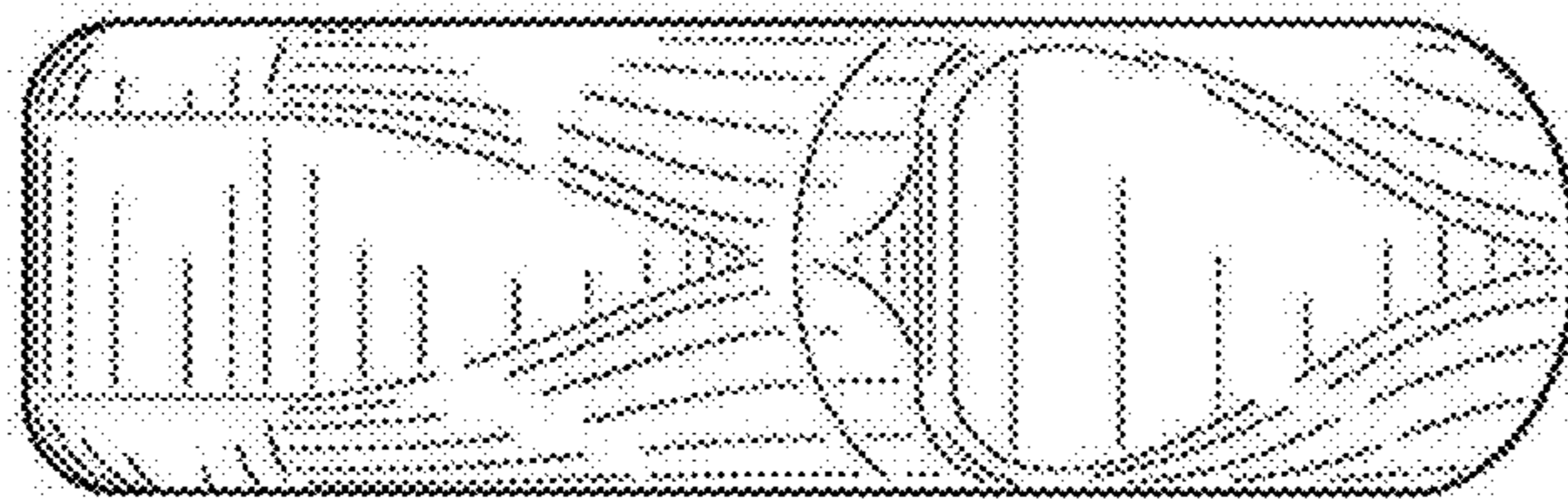


FIG. 9




FIG. 10