



US00D824121S

(12) **United States Design Patent**  
**Luo et al.**

(10) **Patent No.:** **US D824,121 S**  
(45) **Date of Patent:** **\*\* Jul. 24, 2018**

- (54) **WASHING MACHINE**
- (71) Applicant: **WUXI LITTLE SWAN CO., LTD.,**  
Wuxi (CN)
- (72) Inventors: **Siming Luo,** Wuxi (CN); **Yusheng Tang,** Wuxi (CN); **Kyunghag Kim,** Wuxi (CN)
- (73) Assignee: **WUXI LITTLE SWAN CO., LTD.,**  
Wuxi (CN)
- (\*\*) Term: **15 Years**
- (21) Appl. No.: **29/568,772**
- (22) Filed: **Jun. 21, 2016**
- (30) **Foreign Application Priority Data**  
Jan. 28, 2016 (CN) ..... 2016 3 0032286
- (51) **LOC (11) Cl.** ..... **15-05**
- (52) **U.S. Cl.**  
USPC ..... **D32/6**
- (58) **Field of Classification Search**  
USPC ..... D32/6, 1, 5, 8, 10, 25, 26, 29, 29.1  
CPC ..... D06F 23/06; D06F 23/065; D06F 23/025;  
D06F 23/00; D06F 25/00; D06F 27/00;  
D06F 37/00; D06F 37/02; D06F 37/04;  
D06F 37/06; D06F 37/065; D06F 37/08;  
D06F 37/10; D06F 37/12  
See application file for complete search history.

- (56) **References Cited**  
**U.S. PATENT DOCUMENTS**  
D496,513 S \* 9/2004 Tsuda ..... D32/8  
D515,256 S \* 2/2006 Tsuda ..... D32/5

D520,193 S *	5/2006	Yokoyama	.....	D32/5
D541,492 S *	4/2007	Nam	.....	D32/6
D543,322 S *	5/2007	Usui	.....	D32/6
D554,306 S *	10/2007	Nam	.....	D32/6
D585,164 S *	1/2009	Kosukegawa	.....	D32/5
D607,619 S *	1/2010	Kim	.....	D32/6
D627,528 S *	11/2010	Billig	.....	D32/6
8,033,145 B2 *	10/2011	Komori	.....	D06F 23/06 68/23 R
D690,061 S *	9/2013	Kim	.....	D32/6
D771,328 S *	11/2016	Fueglein	.....	D32/2
D771,329 S *	11/2016	Fueglein	.....	D32/6
D771,882 S *	11/2016	Fueglein	.....	D32/2
2010/0024239 A1 *	2/2010	Kono	.....	D06F 25/00 34/76
2017/0218550 A1 *	8/2017	Yu	.....	D06F 37/30 312/228

\* cited by examiner

*Primary Examiner* — Susan Bennett Hattan  
*Assistant Examiner* — Rebecca Tsehaye  
(74) *Attorney, Agent, or Firm* — Osha Liang LLP

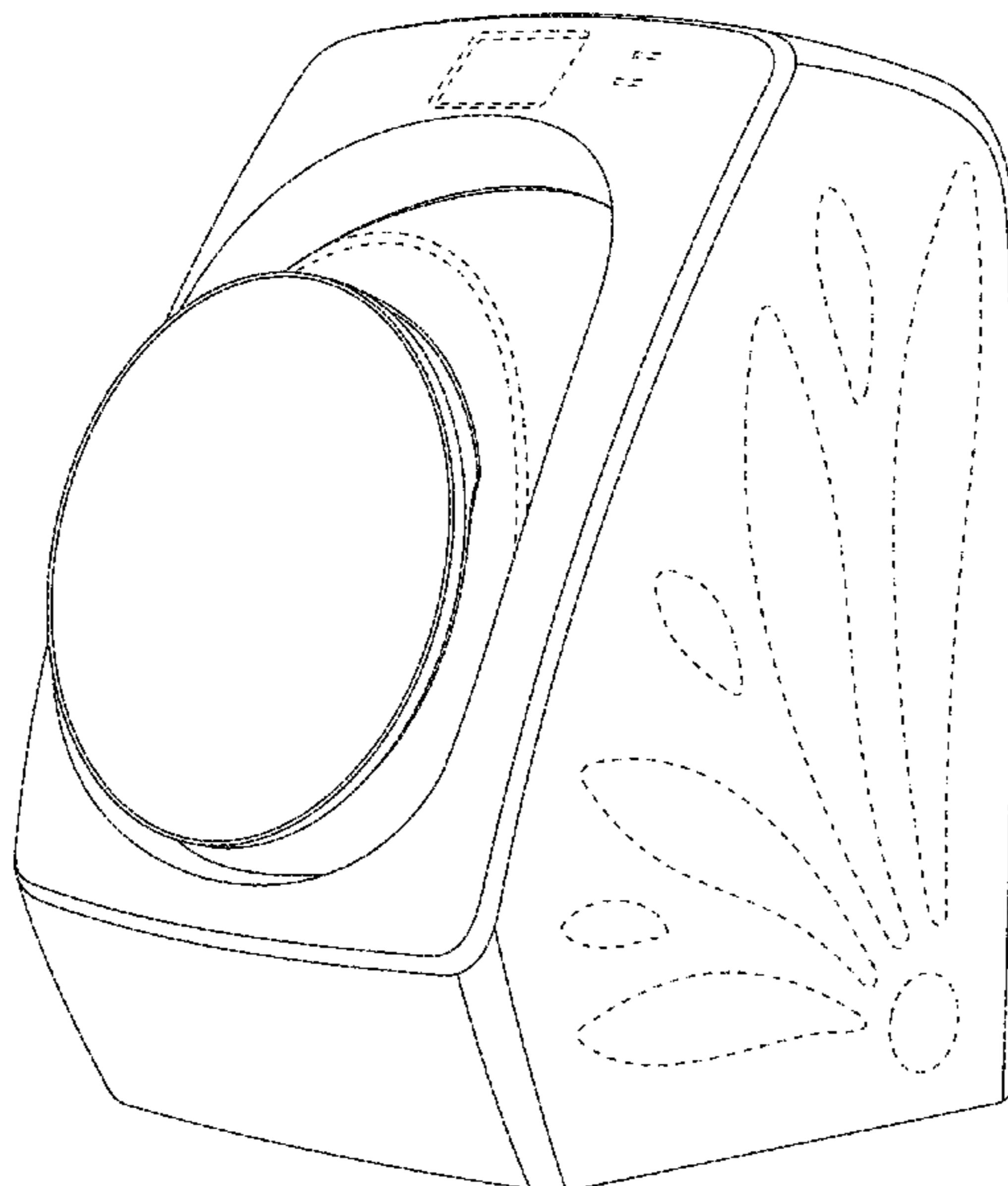
(57) **CLAIM**

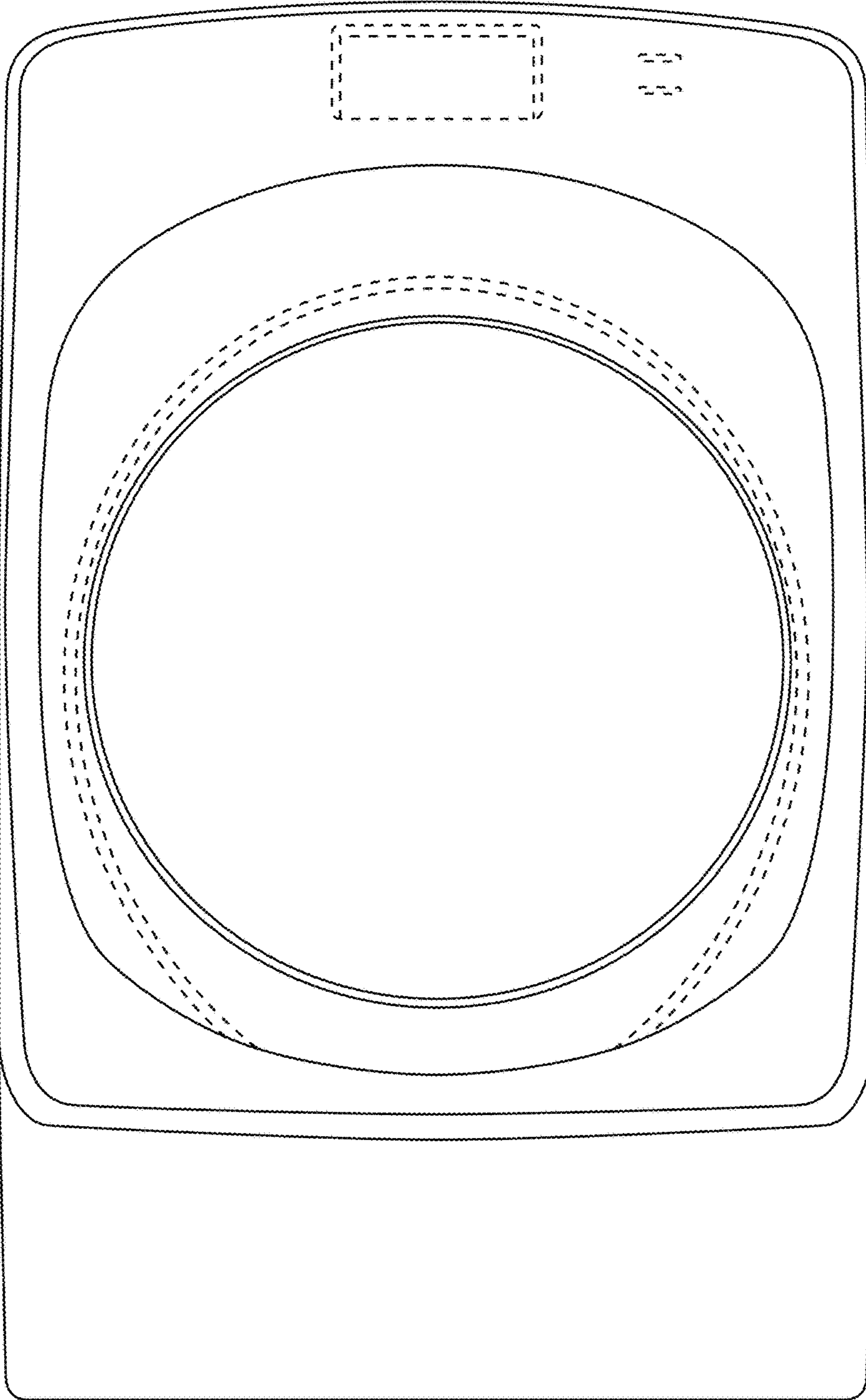
The ornamental design for a washing machine, as shown and described.

**DESCRIPTION**

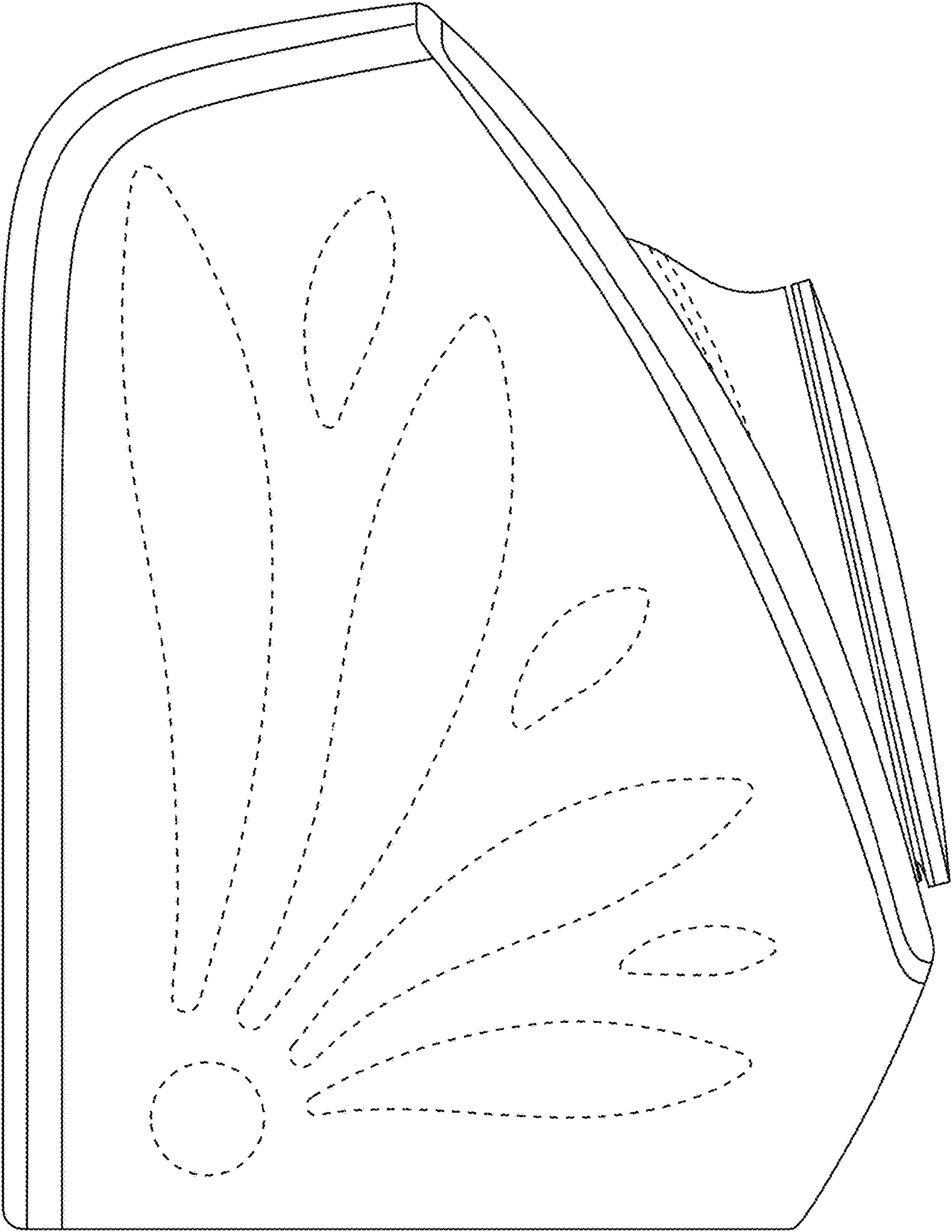
FIG. 1 is a front elevation view of a washing machine;  
FIG. 2 is a left side elevation view thereof;  
FIG. 3 is a right side elevation view thereof;  
FIG. 4 is a top plan view thereof;  
FIG. 5 is a perspective view thereof;  
FIG. 6 is a first perspective view thereof, showing a washing state; and,  
FIG. 7 is a second perspective view thereof, showing a non-washing state.

**1 Claim, 7 Drawing Sheets**

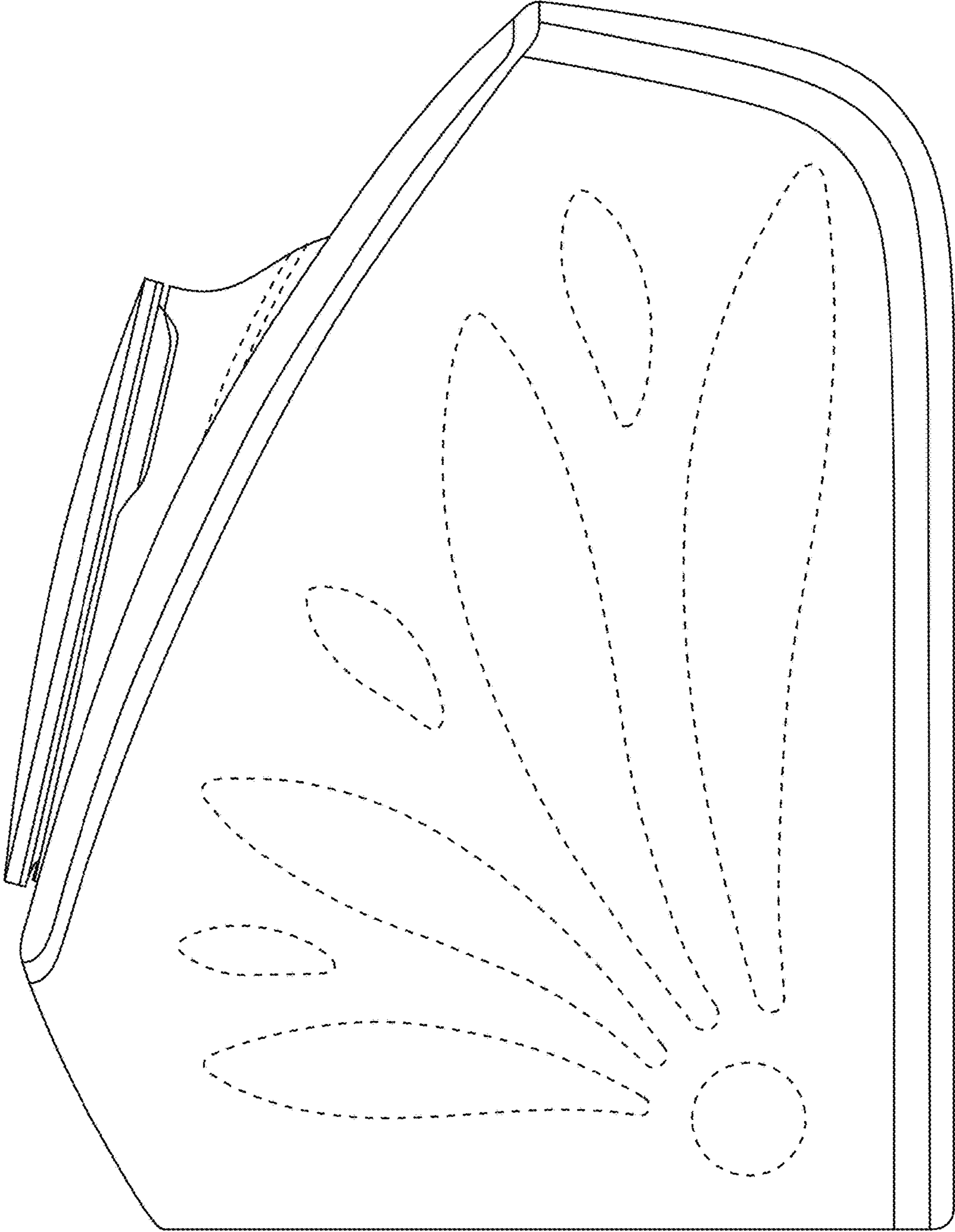




**FIG. 1**

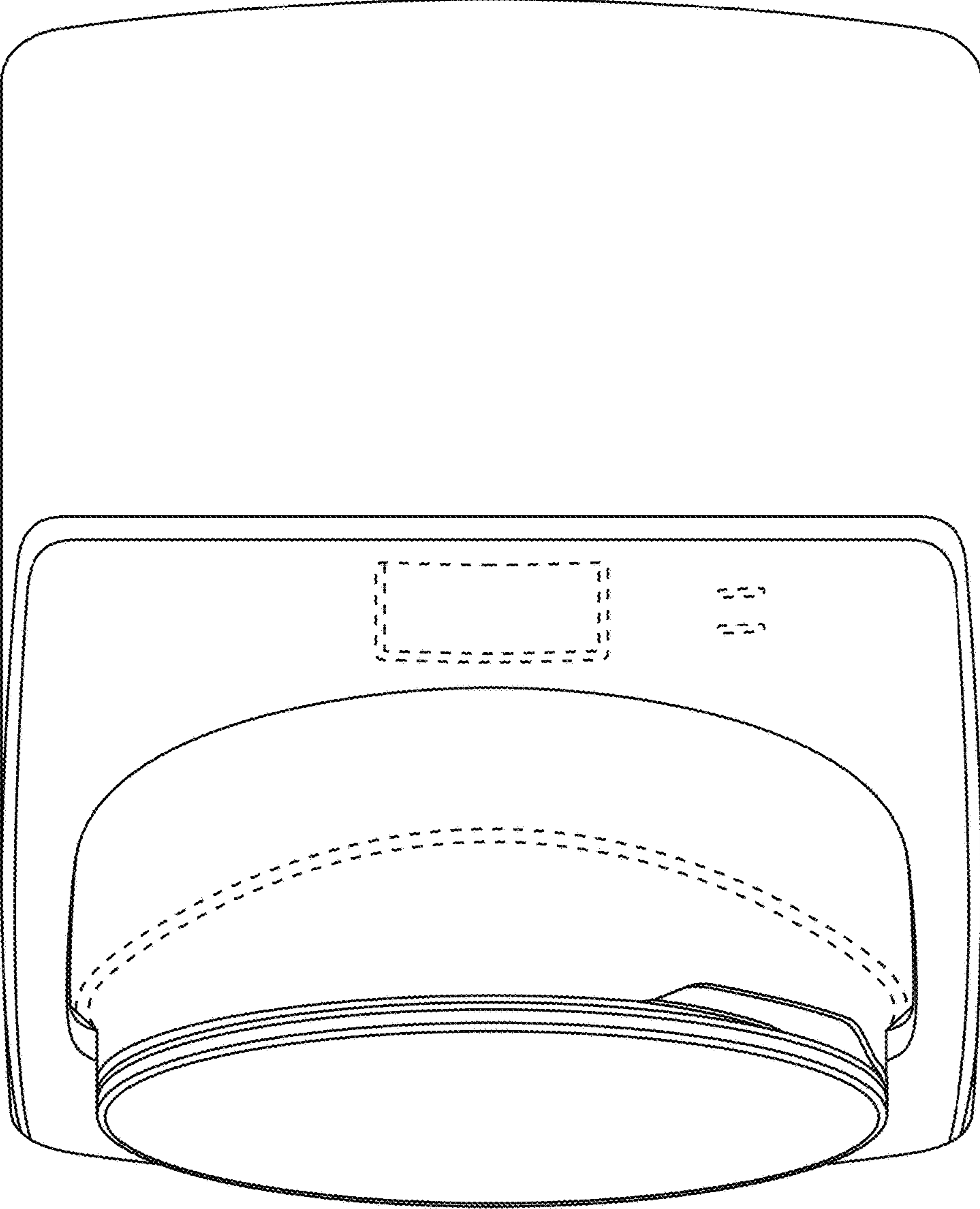


**FIG. 2**

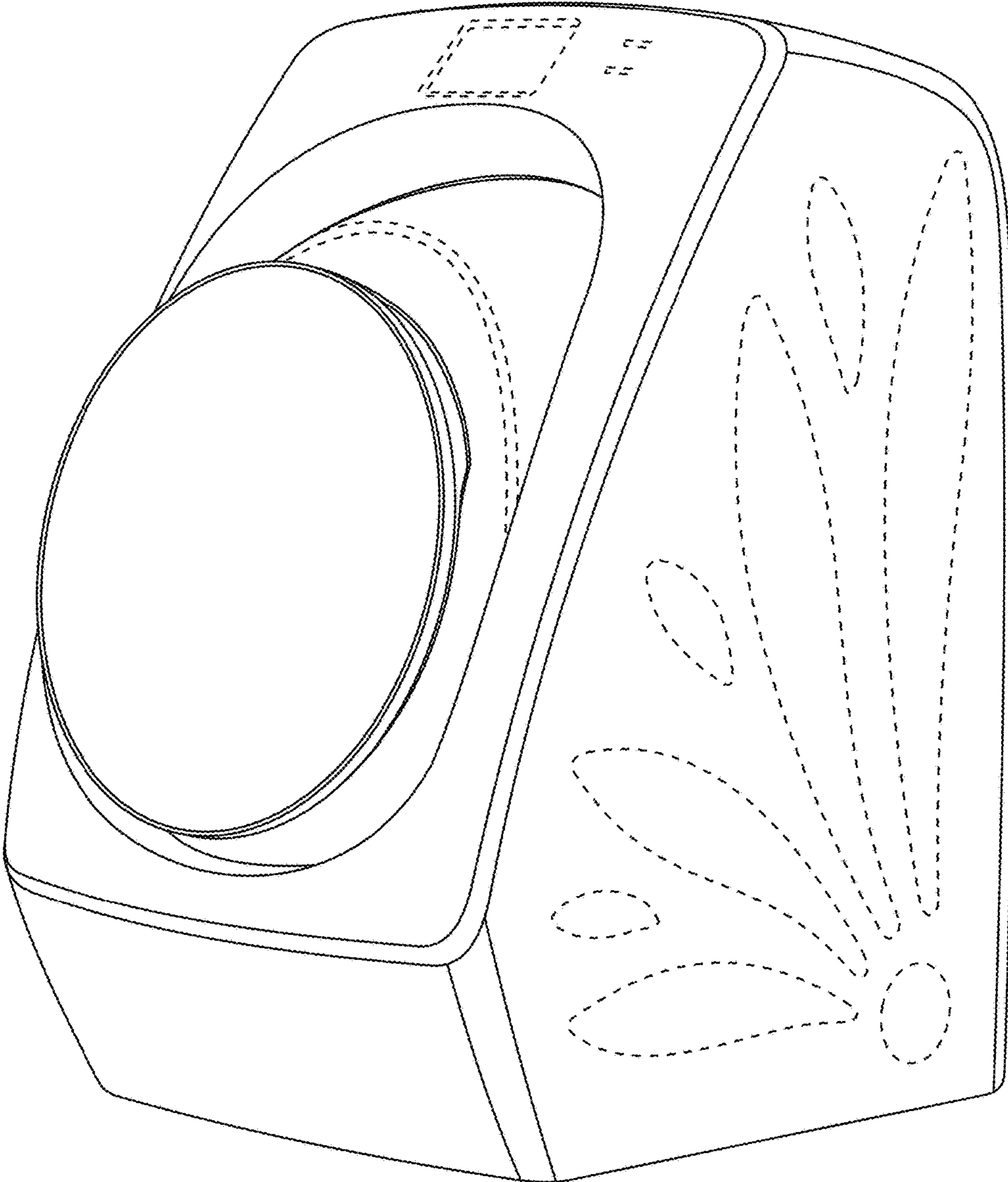


**FIG. 3**

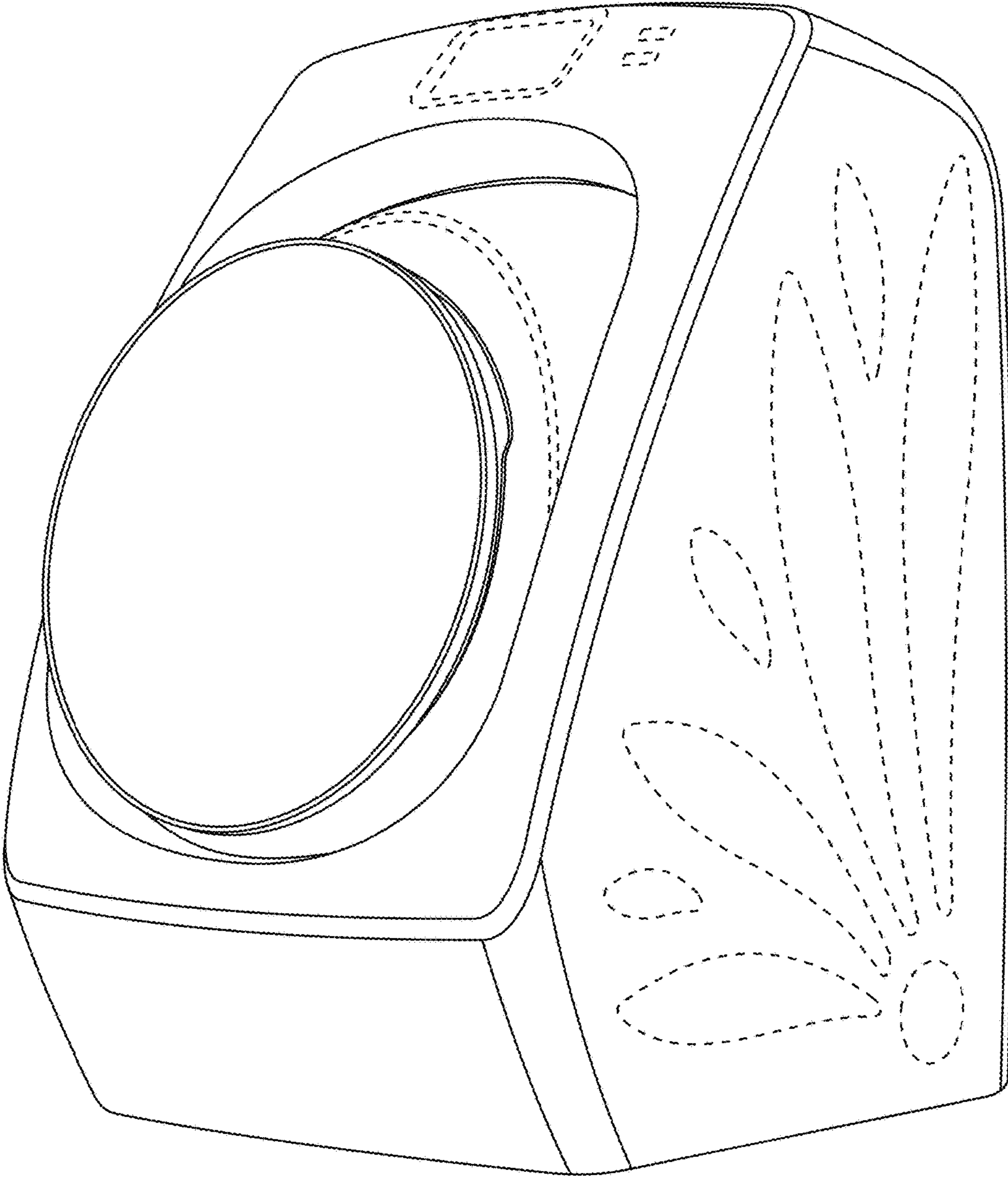




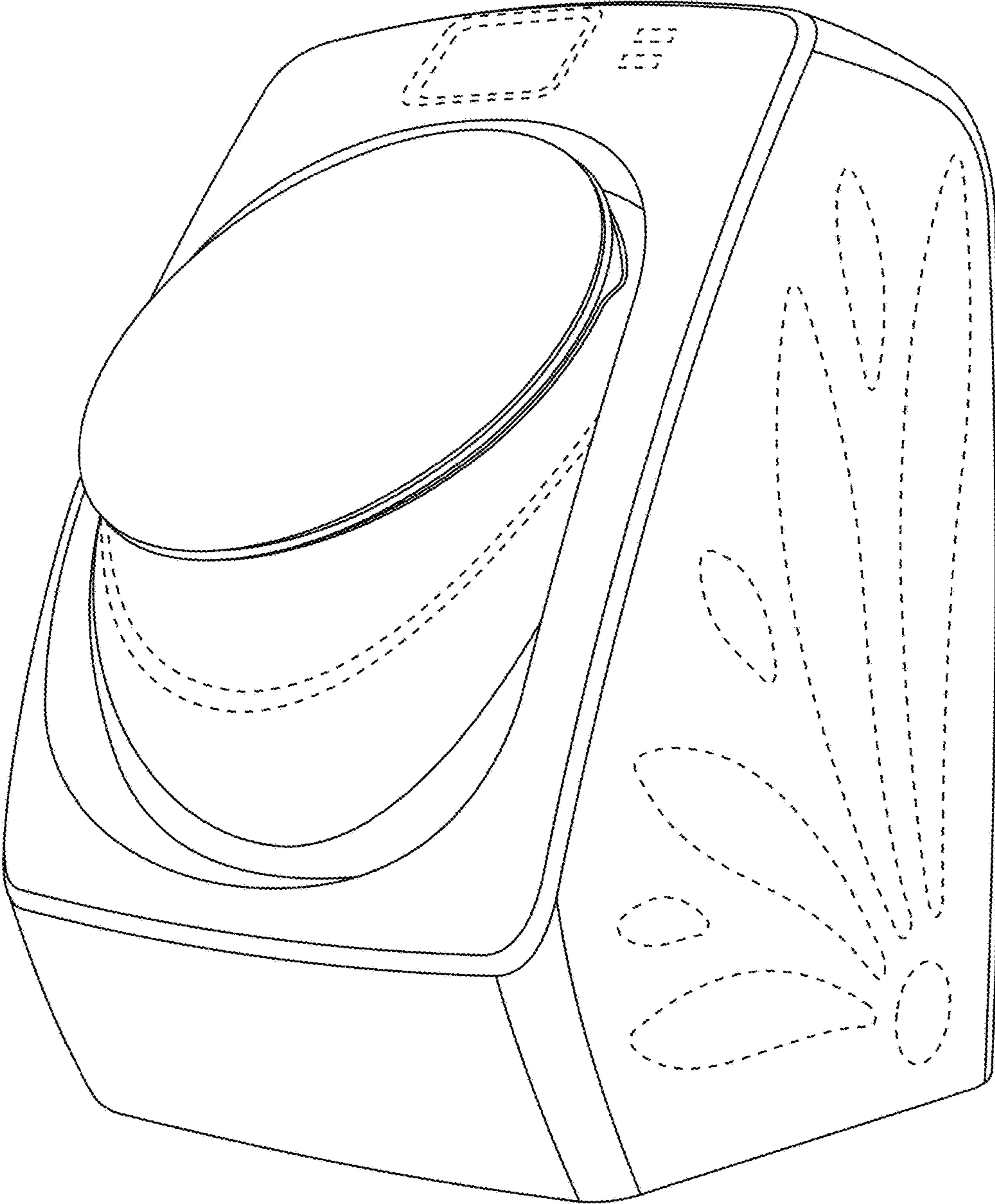
**FIG. 4**



**FIG. 5**



**FIG. 6**



**FIG. 7**