



US00D824115S

(12) **United States Design Patent** (10) **Patent No.:** **US D824,115 S**
Couse et al. (45) **Date of Patent:** **** Jul. 24, 2018**

(54) **PAD FOR AN ANIMAL ENCLOSURE** 5,749,323 A * 5/1998 Kleinsasser A01K 1/0151
119/530

(71) Applicant: **i4c Innovations Inc.**, Chantilly, VA 6,365,882 B1 * 4/2002 Stabile H05B 3/26
(US) 219/213

(72) Inventors: **John Michael Couse**, Toronto (CA); 7,060,950 B1 * 6/2006 Harita E01C 11/265
Joe Paul Tupin, Jr., Round Hill, VA 219/211
(US); **Michael Stanfield**, The Plains, VA (US); **Jeffrey Noce**, Alexandria, VA D591,013 S * 4/2009 Mose D30/118
D663,903 S * 7/2012 Wygle D30/118
D707,004 S * 6/2014 Levy D32/57
D718,086 S * 11/2014 Lewis D7/391
D773,216 S * 12/2016 Nilsson D6/681
(US); **Albert Di Rienzo**, Herndon, VA 2008/0029042 A1 * 2/2008 Guardia A01K 1/0151
(US) 119/450

(73) Assignee: **i4C Innovations Inc.**, Chantilly, VA 2012/0298046 A1 * 11/2012 Havluciyani A01K 1/0107
(US) 119/165

(**) Term: **15 Years**

(21) Appl. No.: **29/575,280**

(22) Filed: **Aug. 23, 2016**

(51) **LOC (11) Cl.** **30-02**

(52) **U.S. Cl.**
USPC **D30/119; D30/120**

(58) **Field of Classification Search**
USPC D30/108, 113, 114, 118, 119, 120;
D32/57; D6/681, 705, 705.7; D7/391;
119/165, 450, 530
CPC .. A01K 1/0158; A01K 1/0151; A01K 1/0107;
H05B 2203/003; H05B 2203/014; H05B
3/342
See application file for complete search history.

(56) **References Cited**
U.S. PATENT DOCUMENTS

3,798,419 A * 3/1974 Maake A47G 1/02
174/117 A

D241,297 S * 9/1976 Maslow D25/155

D266,608 S * 10/1982 Bartscher D25/155

D312,545 S * 12/1990 Cohn D30/120

D383,339 S * 9/1997 Grosfillex D6/705.7

OTHER PUBLICATIONS

“Kane PHM28R18x28.” Found online Feb. 15, 2018 at www.amazon.com. Page dated Oct. 28, 2013. Retrieved from URL: https://goo.gl/CpbyUE (Year: 2013).*

(Continued)

Primary Examiner — Garth Rademaker
Assistant Examiner — Katelin G Kloberg
(74) *Attorney, Agent, or Firm* — Banner & Witcoff, Ltd.

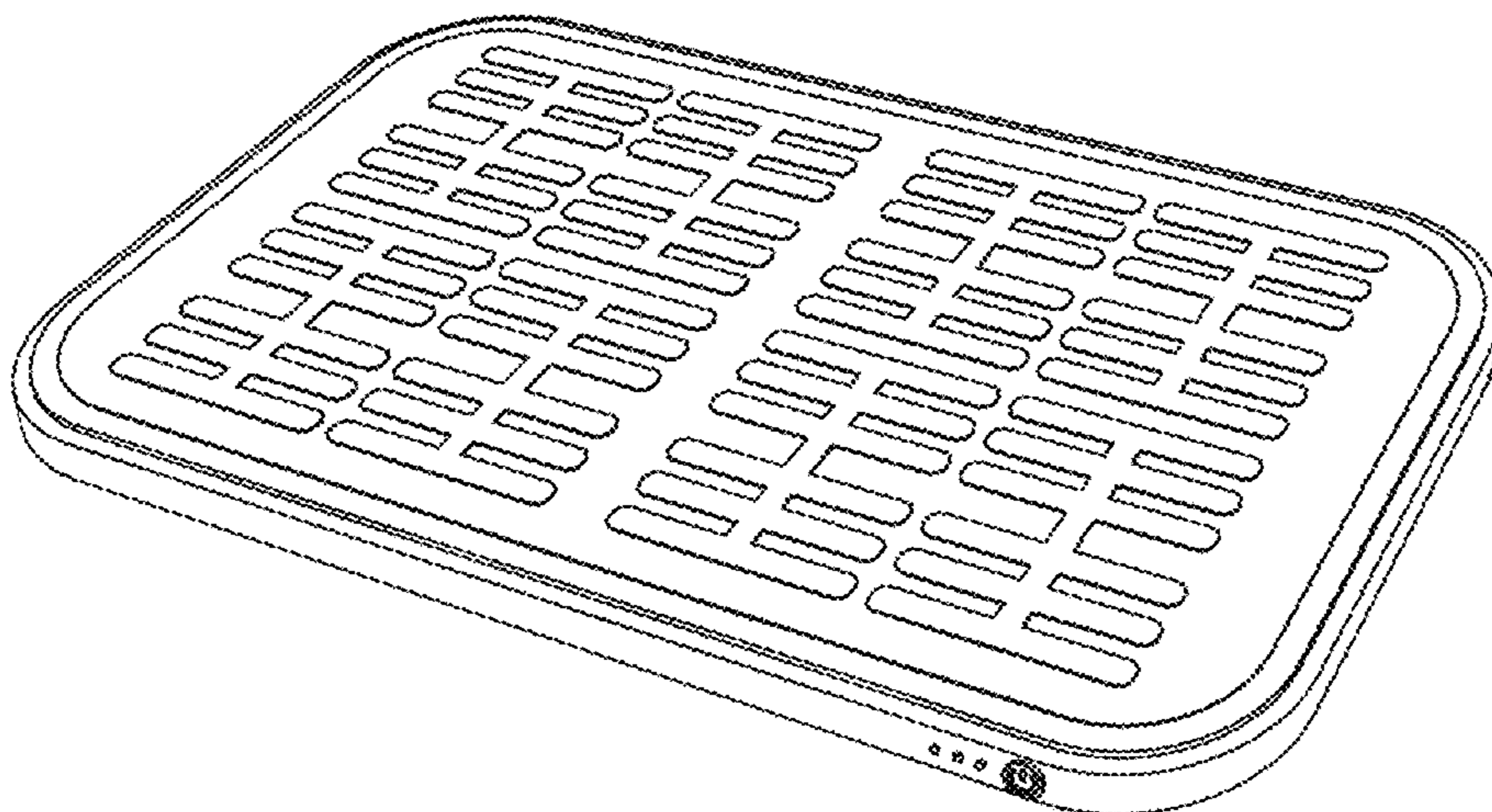
(57) **CLAIM**

The ornamental design for a pad for an animal enclosure, as shown and described.

DESCRIPTION

FIG. 1 is a front perspective view of a pad for an animal enclosure showing our new design;
FIG. 2 is a front view thereof;
FIG. 3 is a rear view thereof;
FIG. 4 is a right side view thereof, the left side being a mirror image thereof;
FIG. 5 is a top view thereof; and,
FIG. 6 is a bottom view thereof.

1 Claim, 4 Drawing Sheets



(56)

References Cited

OTHER PUBLICATIONS

“Wii Balance Board.” Found online Feb. 12, 2018 at www.amazon.com. Page dated Apr. 2, 2009. Retrieved from URL: https://www.amazon.com/Nintendo-c-Wii-Balance-Board/dp/B0024MNOGE/ref=pd_lpo_sbs_63_img_1?_encoding=UTF8&psc=1&refRID=F03EZBEHQ9QGTBQ6XFX0 (Year: 2009).*

“5 Worth Wireless Chargers.” Found online Feb. 12, 2018 at siliconangle.com. Page dated Oct. 22, 2014. Retrieved from URL: <https://siliconangle.com/blog/2014/10/22/5-worthy-wireless-chargers-and-3-to-watch-out-for/> (Year: 2014).*

“Techno FAQ.” Found online Feb. 12, 2018 at technofaq.org. Page dated Jan. 9, 2018. Retrieved from URL: <https://technofaq.org/posts/2018/01/12-best-selling-laptop-cooling-pads/> (Year: 2018).*

* cited by examiner



FIG. 1



FIG. 2




FIG. 3



FIG. 4

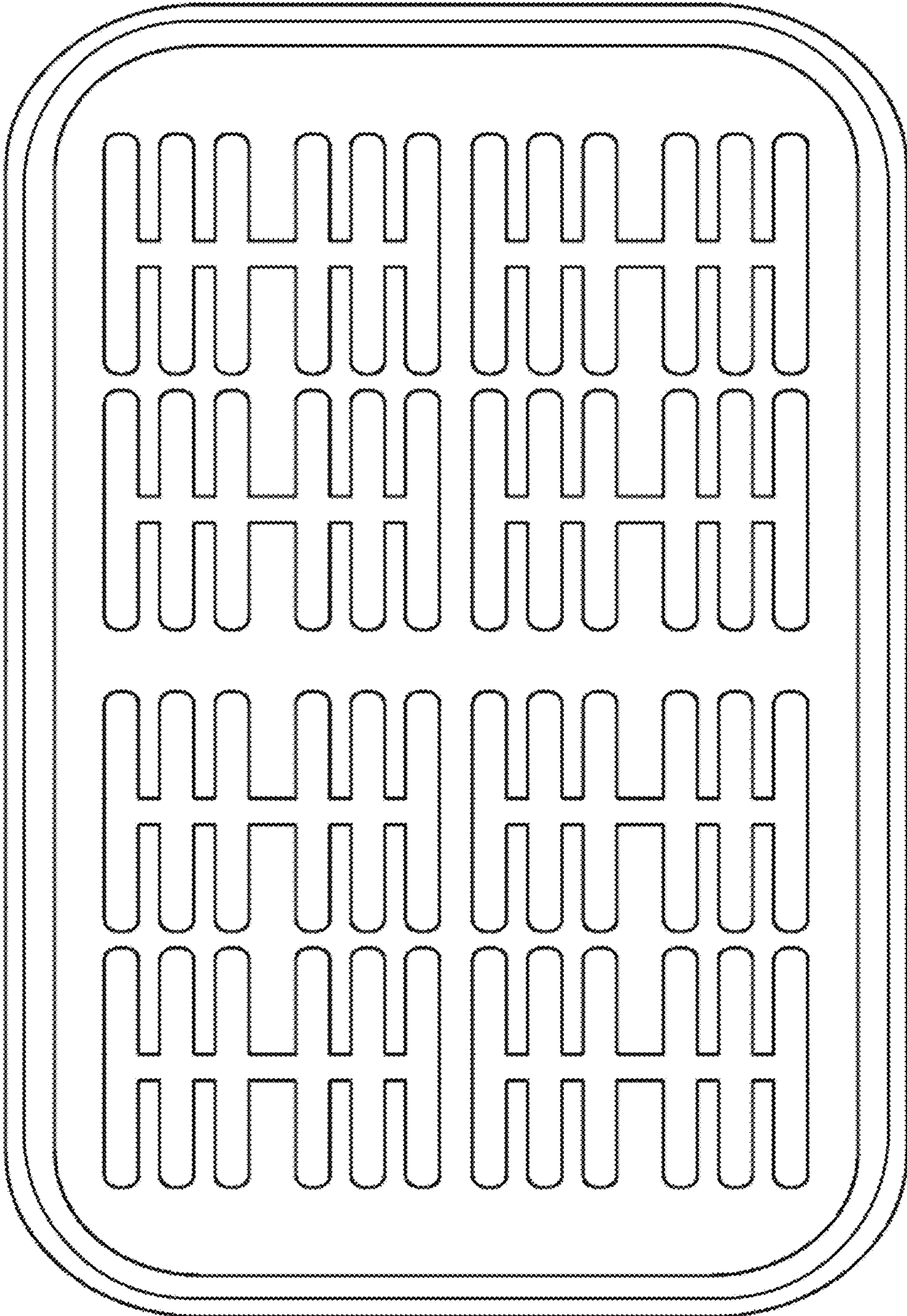


FIG. 5




FIG. 6