



US00D824098S

(12) **United States Design Patent**  
**Scott et al.**

(10) **Patent No.:** **US D824,098 S**

(45) **Date of Patent:** **\*\* Jul. 24, 2018**

- (54) **DISPENSER FOR E-LIQUID**
- (71) Applicant: **Nerudia Limited**, Liverpool (GB)
- (72) Inventors: **Kenneth Scott**, Liverpool (GB); **Tom Sudlow**, Liverpool (GB)
- (73) Assignee: **Nerudia Limited**, Liverpool (GB)
- (\*\*) Term: **15 Years**

D649,708 S *	11/2011	Oneil	.....	D27/163
D691,420 S *	10/2013	McIntire	.....	D7/510
D745,213 S *	12/2015	Alima	.....	D27/143
D753,336 S *	4/2016	Chen	.....	D27/101
D771,309 S *	11/2016	Ward	.....	D27/167
D771,867 S *	11/2016	Leidel	.....	D27/163
D773,114 S *	11/2016	Leidel	.....	D27/163
D775,762 S *	1/2017	Chen	.....	D27/101
D793,005 S *	7/2017	Scott	.....	D27/189
D799,746 S *	10/2017	Leidel	.....	D27/163

\* cited by examiner

(21) Appl. No.: **29/587,633**

(22) Filed: **Dec. 14, 2016**

(30) **Foreign Application Priority Data**

Jul. 28, 2016 (EM) ..... 003322916-0001

(51) **LOC (11) Cl.** ..... **27-06**

(52) **U.S. Cl.**  
USPC ..... **D27/172**

(58) **Field of Classification Search**  
 USPC ..... D27/172-194, 189, 100, 139, 141-144,  
 D27/162-164, 167, 169, 183, 186, 187;  
 D3/203.1; D7/300.1, 510, 51; D9/686,  
 D9/724, 432; 141/18, 21, 29, 2-5  
 CPC ... B67D 99/00; B65D 85/1045; A24F 47/008;  
 A24F 47/002; A24F 47/00; A61M 16/10;  
 A61M 16/108  
 See application file for complete search history.

(56) **References Cited**

**U.S. PATENT DOCUMENTS**

D346,878 S *	5/1994	Gee	.....	D27/194
5,934,289 A *	8/1999	Watkins	.....	A24F 47/008
				128/202.21

*Primary Examiner* — Susan B Hattan  
*Assistant Examiner* — Rebecca Tsehaye  
 (74) *Attorney, Agent, or Firm* — McDonnell Boehnen  
 Hulbert & Berghoff LLP

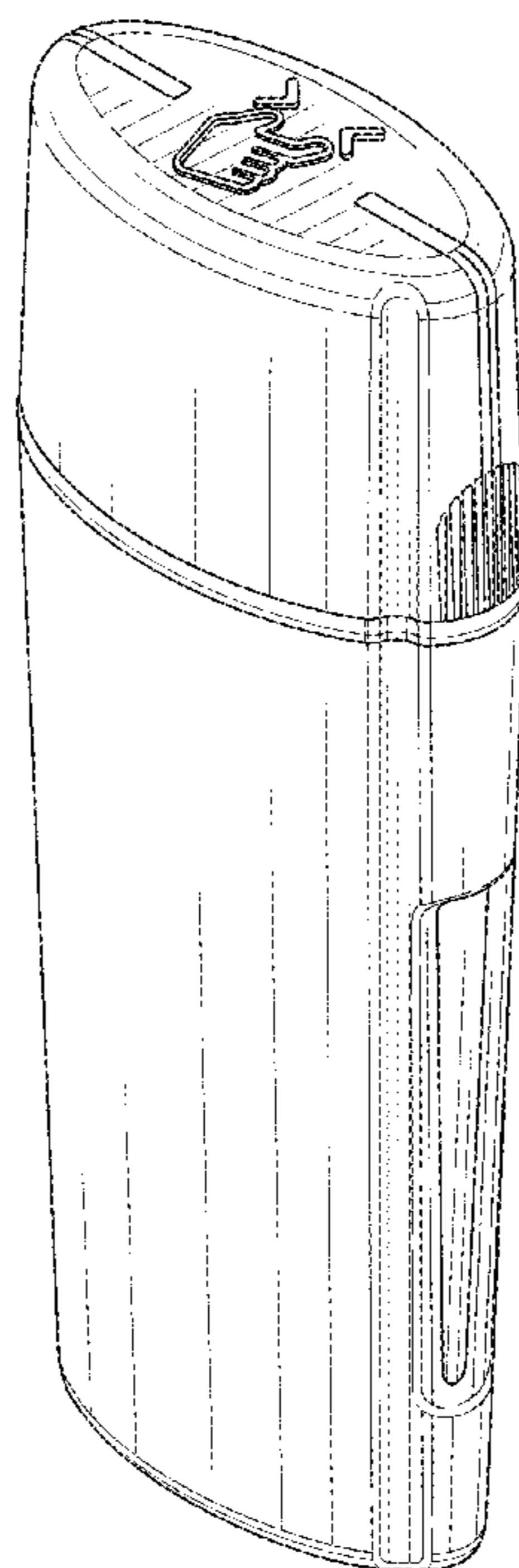
(57) **CLAIM**

The ornamental design for a dispenser for e-liquid, as shown and described.

**DESCRIPTION**

FIG. 1 is a perspective view of a dispenser for e-liquid of the present design;  
 FIG. 2 is a right side view thereof;  
 FIG. 3 is a left side view thereof;  
 FIG. 4 is a front view thereof;  
 FIG. 5 is a rear view thereof;  
 FIG. 6 is top view thereof; and,  
 FIG. 7 is bottom view thereof.  
 The broken lines in the drawings depict portions of the dispenser for e-liquid that form no part of the claimed design.

**1 Claim, 7 Drawing Sheets**



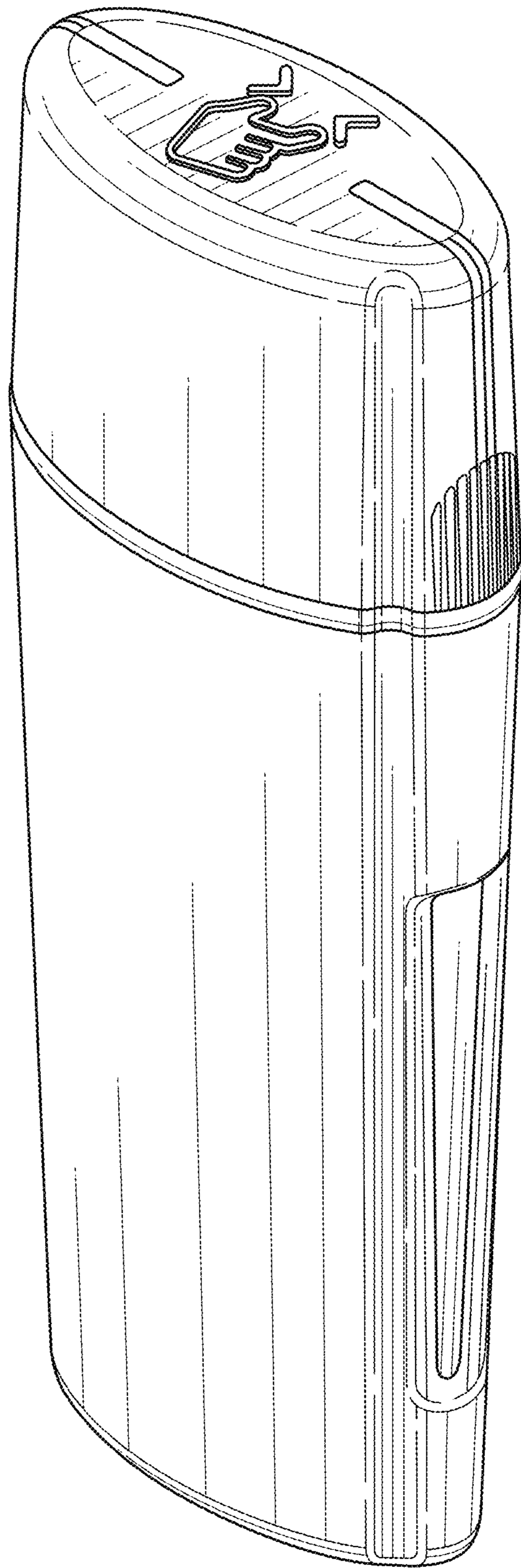


FIG. 1

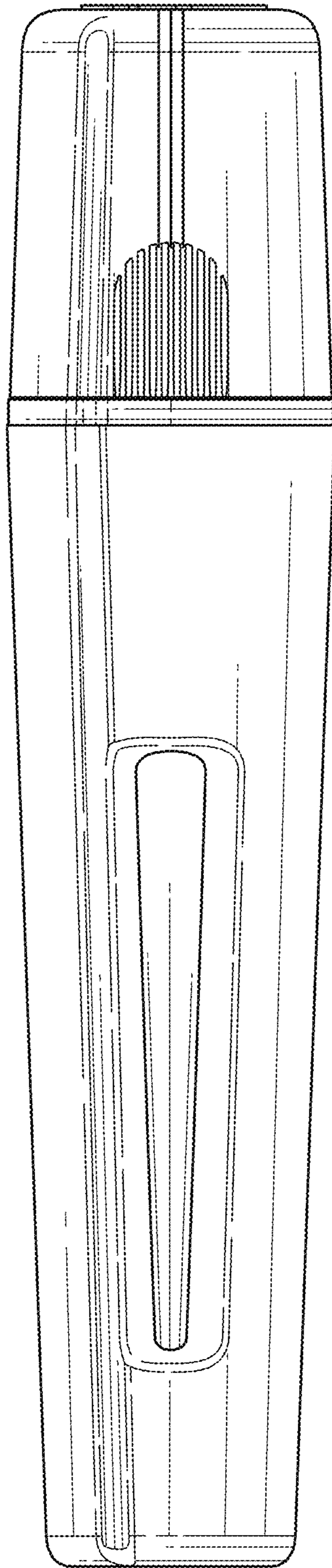


FIG. 2

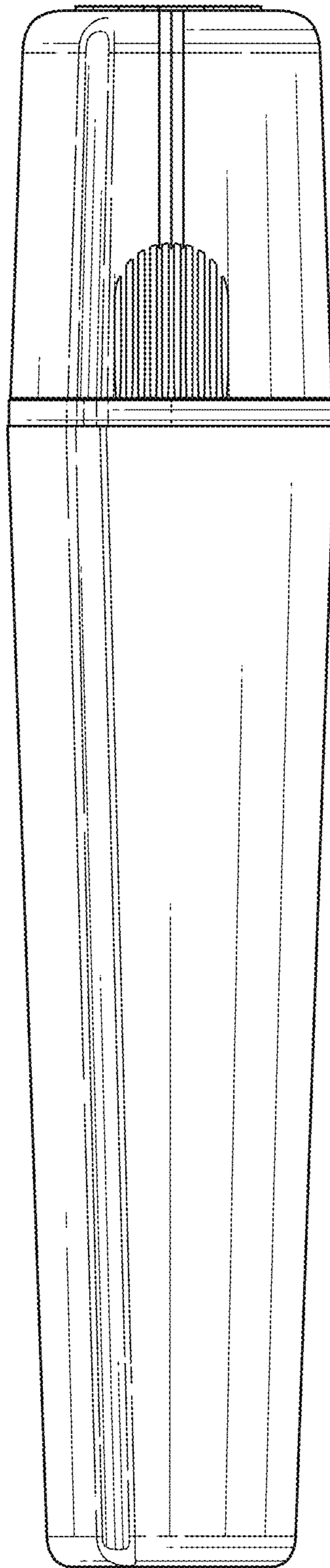


FIG. 3

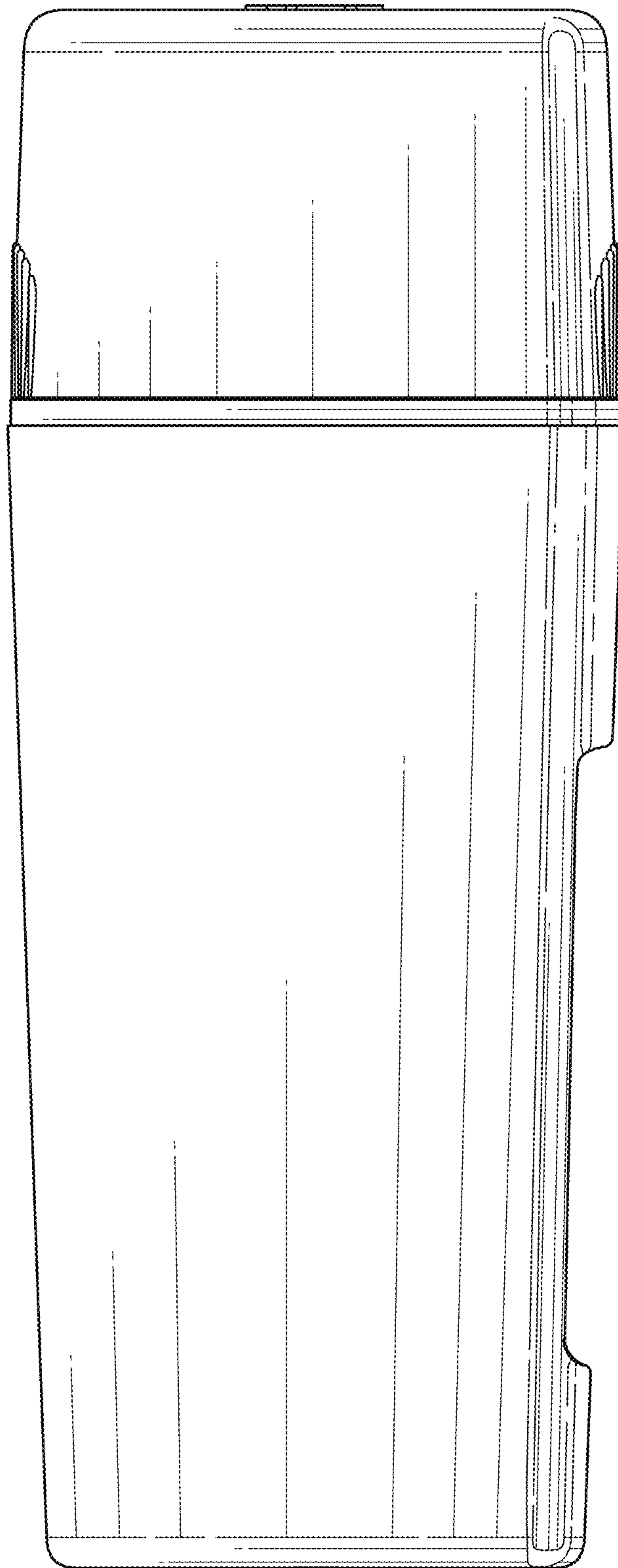


FIG. 4




FIG. 5

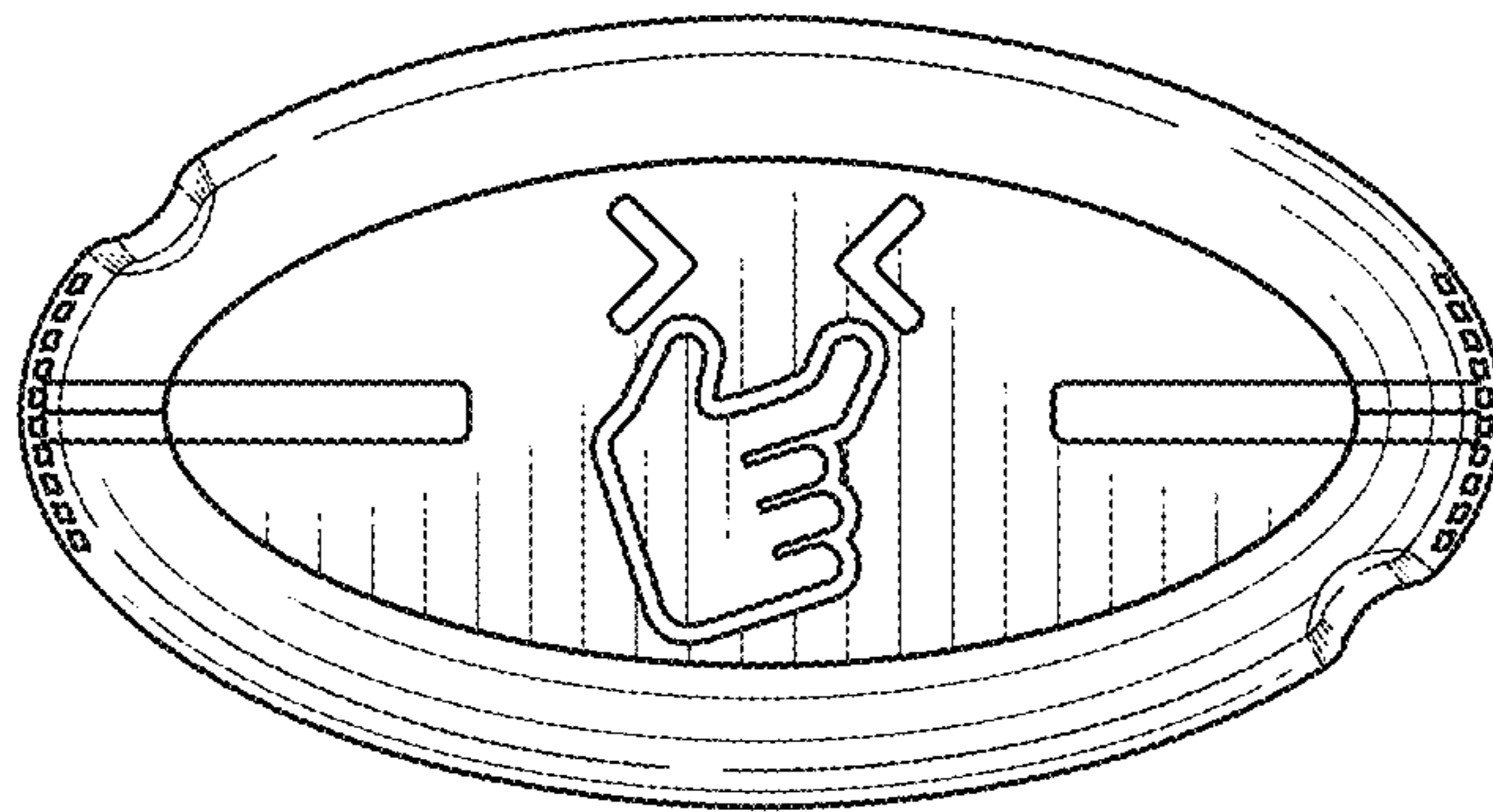


FIG. 6

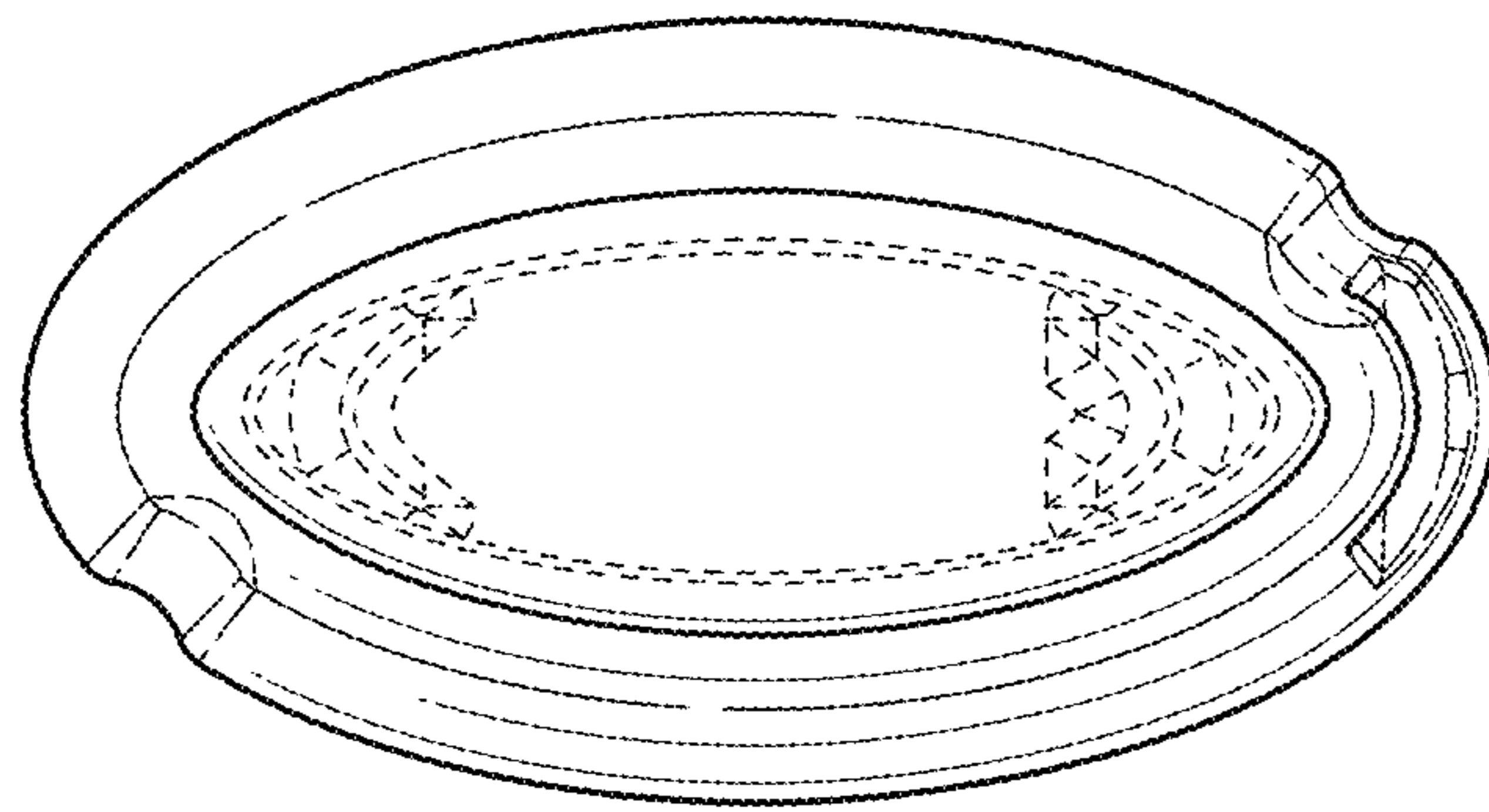


FIG. 7