



US00D824095S

(12) **United States Design Patent**
Scott et al.

(10) **Patent No.:** **US D824,095 S**
(45) **Date of Patent:** **** Jul. 24, 2018**

(54) **DISPENSER FOR E-LIQUID**
(71) Applicant: **Nerudia Limited**, Liverpool (GB)
(72) Inventors: **Kenneth Scott**, Liverpool (GB); **Tom Sudlow**, Liverpool (GB)
(73) Assignee: **Nerudia Limited**, Liverpool (GB)
(**) Term: **15 Years**

D381,261 S * 7/1997 Crawford D9/529
D493,912 S * 8/2004 Wong D27/141
D596,348 S * 7/2009 Buse D27/189
D665,734 S * 8/2012 Fitch D13/107
D691,420 S * 10/2013 McIntire D7/510
D723,737 S * 3/2015 Liu D27/189
D725,953 S * 4/2015 Gamelli D7/300.1
D753,336 S * 4/2016 Chen D27/101
D753,338 S * 4/2016 Chen D27/162
D760,027 S * 6/2016 Meyers D7/510
D778,494 S * 2/2017 Scott D27/189
D793,005 S * 7/2017 Scott D27/189

(21) Appl. No.: **29/587,613**

* cited by examiner

(22) Filed: **Dec. 14, 2016**

Primary Examiner — Manpreet S Matharu
Assistant Examiner — Jennifer M Campbell
(74) *Attorney, Agent, or Firm* — McDonnell Boehnen Hulbert & Berghoff LLP

(30) **Foreign Application Priority Data**

Jul. 28, 2016 (EM) 003322908-0001

(51) **LOC (11) Cl.** **27-02**

(57) **CLAIM**

(52) **U.S. Cl.**
USPC **D27/163; D27/162**

The ornamental design for a dispenser for e-liquid, as shown and described.

(58) **Field of Classification Search**
USPC D7/510, 300.1; D13/107; D9/424, 529; D27/100, 101, 162, 163, 164, 165, 169, D27/170, 171, 194; D24/108, 110, 110.5
CPC A24F 1/00; A24F 1/02; A24F 1/04; A24F 1/06; A24F 1/08; A24F 1/10; A24F 1/12; A24F 1/14; A24F 1/26; A24F 1/28; A24F 7/00; A24F 7/02; A24F 7/04
See application file for complete search history.

DESCRIPTION

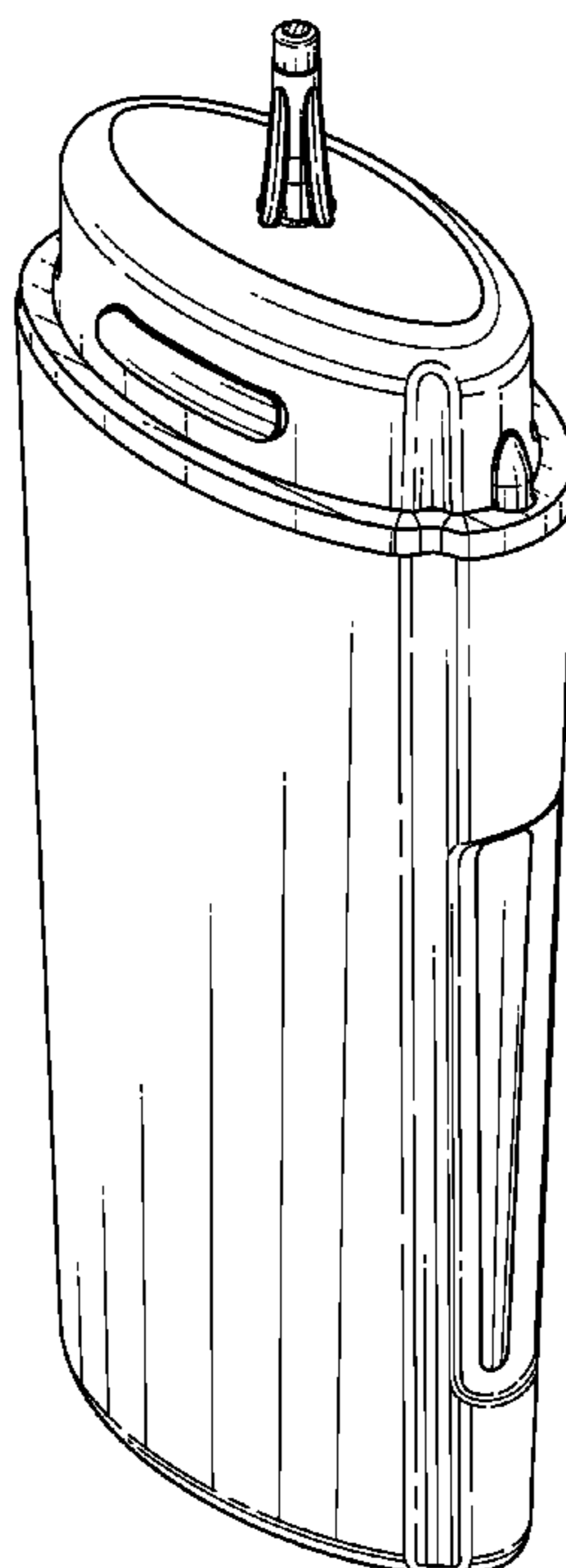
FIG. 1 is a perspective view of a dispenser for e-liquid of the present design;
FIG. 2 is a right side view thereof;
FIG. 3 is a left side view thereof;
FIG. 4 is a front view thereof;
FIG. 5 is a rear view thereof;
FIG. 6 is top view thereof; and,
FIG. 7 is bottom view thereof.
The broken lines depict portions of the dispenser for e-liquid and form no part of the claimed design.

(56) **References Cited**

U.S. PATENT DOCUMENTS

D323,292 S * 1/1992 Jones D9/424
D346,878 S * 5/1994 Gee D27/194

1 Claim, 7 Drawing Sheets



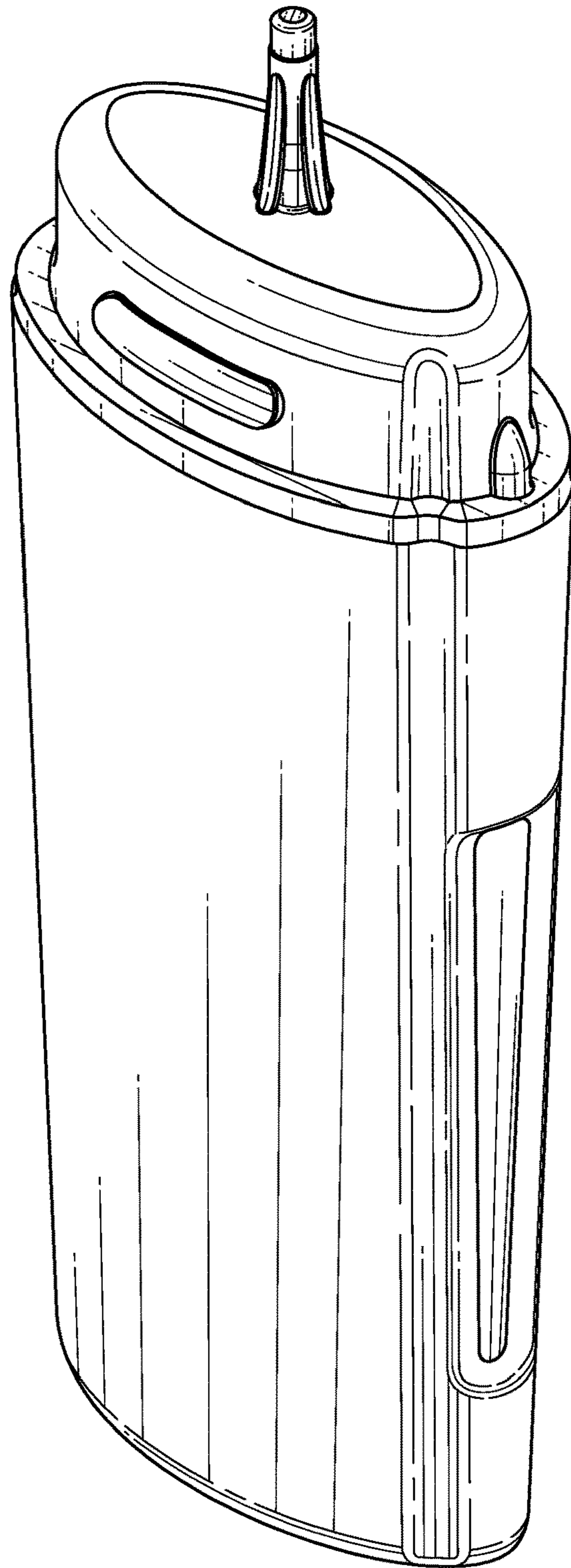


FIG. 1

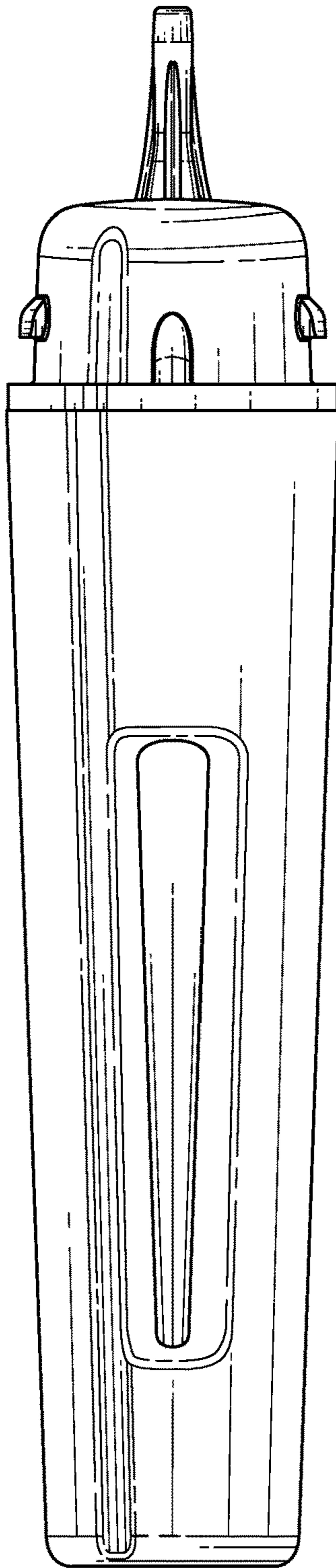


FIG. 2

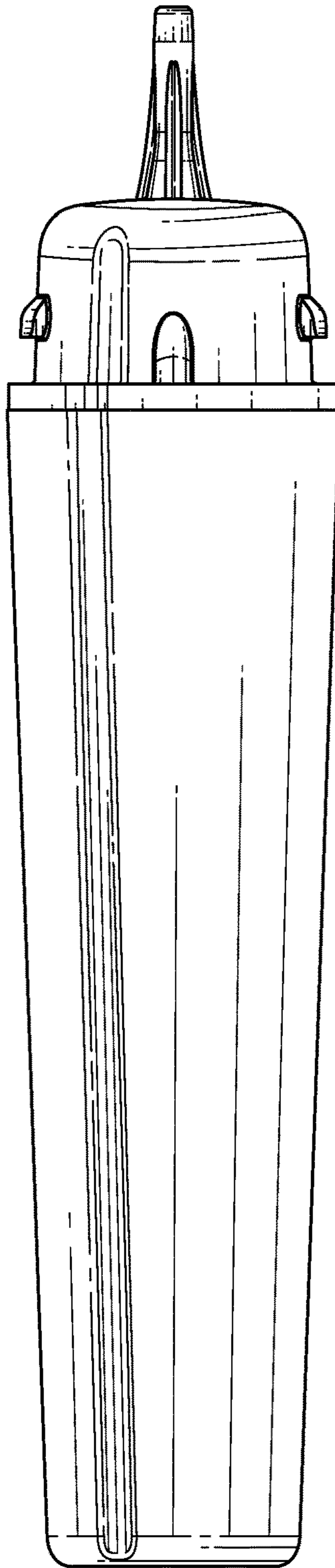


FIG. 3

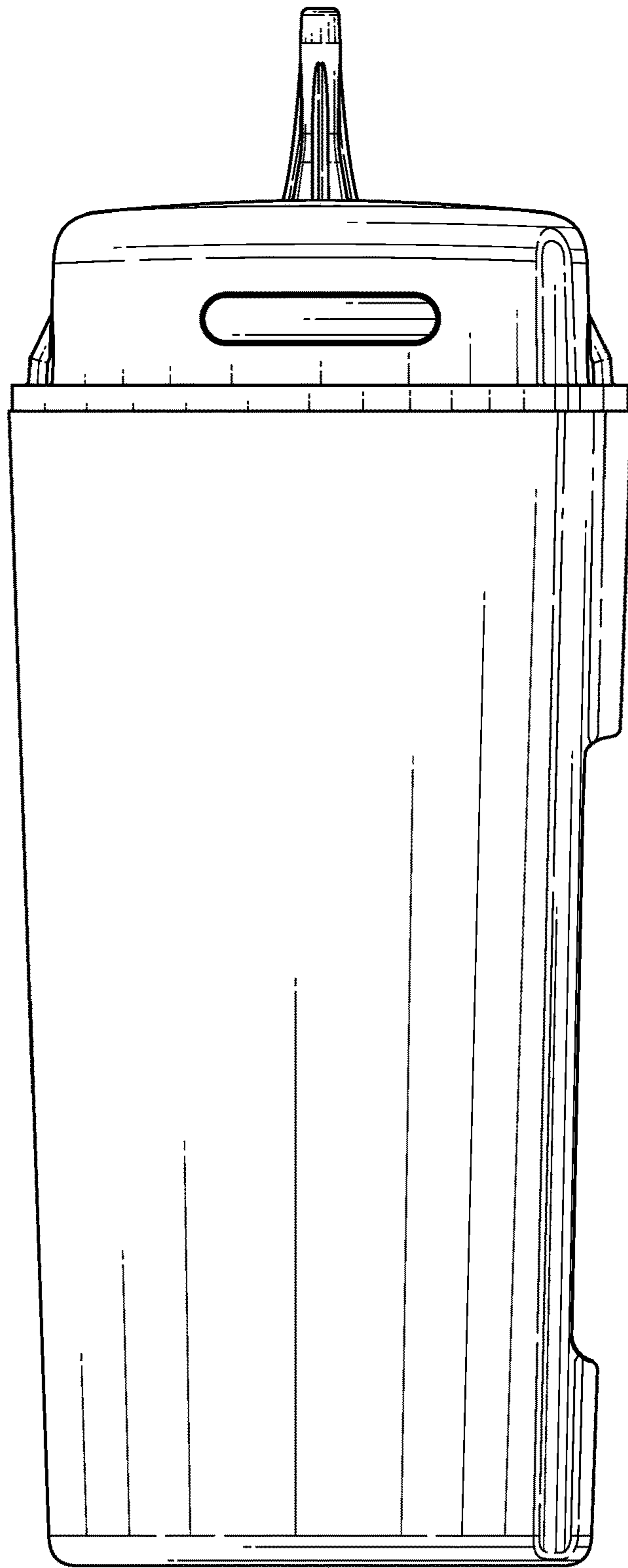


FIG. 4




FIG. 5

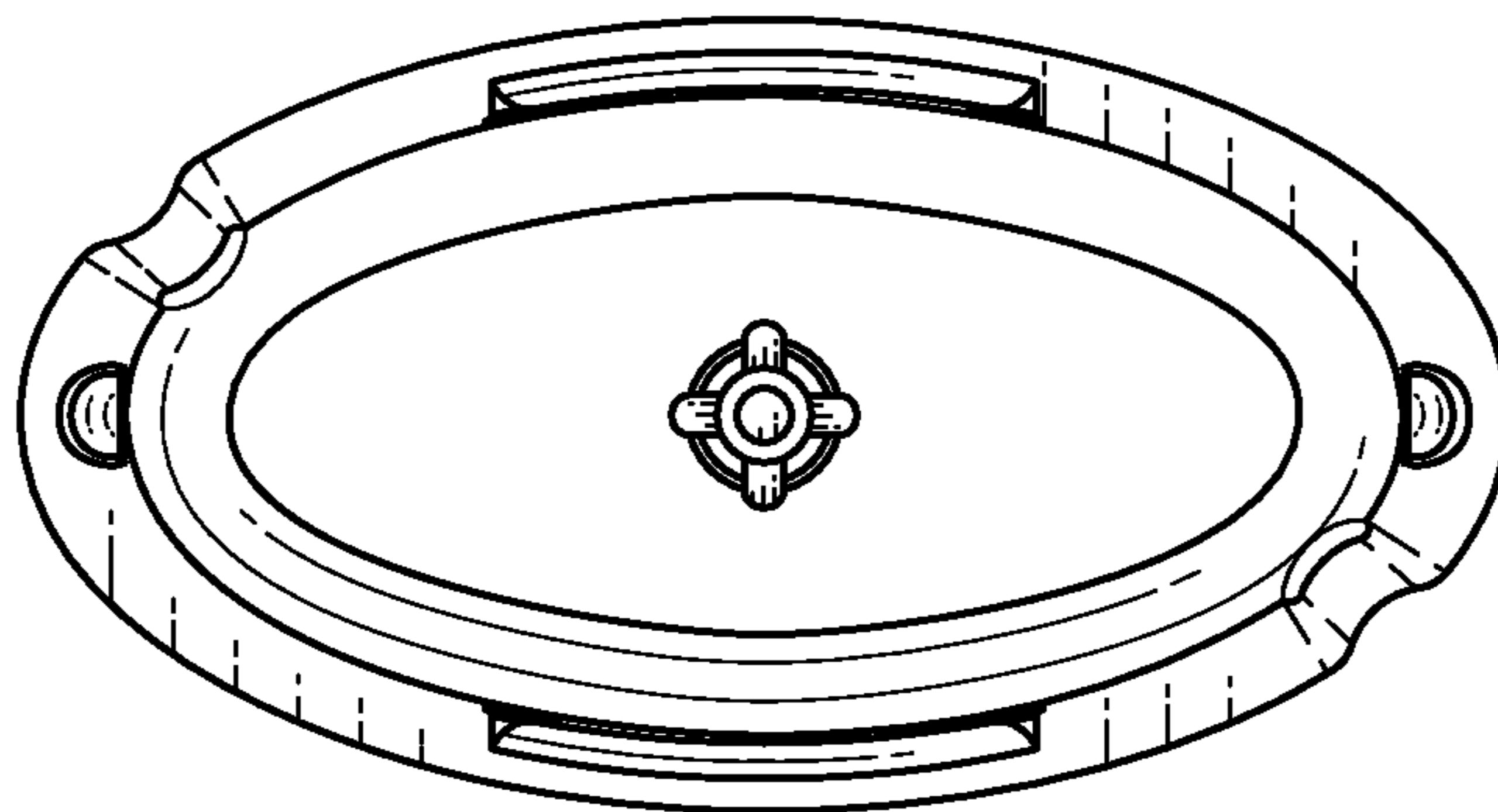


FIG. 6

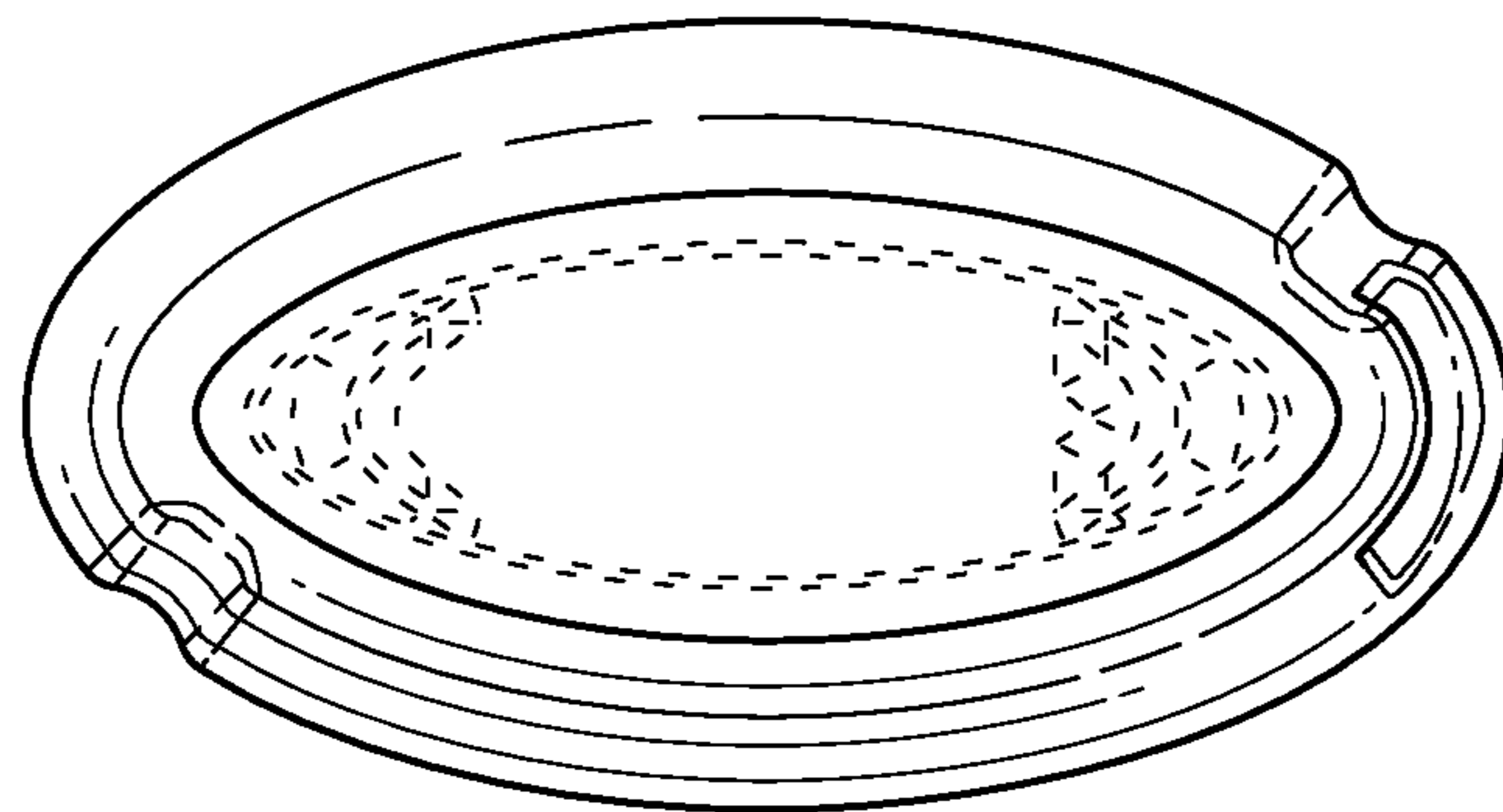


FIG. 7